



US00D740191S

(12) **United States Design Patent**
Webber

(10) **Patent No.:** **US D740,191 S**

(45) **Date of Patent:** **** Oct. 6, 2015**

(54) **WHEEL**

(71) Applicant: **Jaguar Cars Limited**, Coventry (GB)

(72) Inventor: **Andy Webber**, Coventry (GB)

(73) Assignee: **Jaguar Cars Limited** (GB)

(**) Term: **14 Years**

(21) Appl. No.: **29/439,711**

(22) Filed: **Dec. 13, 2012**

(51) **LOC (10) Cl.** **12-16**

(52) **U.S. Cl.**

USPC **D12/209**

(58) **Field of Classification Search**

USPC D12/204–213

CPC B60B 7/00; B60B 7/02; B60B 7/04;
B60B 7/01; B60B 7/06; B60B 3/02; B60B
3/04; B60B 3/06; B60B 3/10; B60B 1/00;
B60B 1/08; B60B 1/10; B60B 1/12

See application file for complete search history.

(56) **References Cited**

U.S. PATENT DOCUMENTS

D371,100 S *	6/1996	Hatter	D12/209
D384,630 S *	10/1997	Bhambra	D12/209
D402,249 S *	12/1998	Kulla	D12/209
D409,546 S *	5/1999	Stark	D12/209
D409,966 S *	5/1999	Chung	D12/209
D428,377 S *	7/2000	Kubosaki et al.	D12/209
D451,062 S *	11/2001	Yoshida	D12/209

D451,460 S *	12/2001	Arellano	D12/209
D453,132 S *	1/2002	Chen	D12/209
D455,693 S *	4/2002	Sato et al.	D12/209
D499,058 S *	11/2004	Iwauchi et al.	D12/209
D504,096 S *	4/2005	Nakagawa et al.	D12/209
D514,494 S *	2/2006	Scheu	D12/209
D581,337 S *	11/2008	Juergens et al.	D12/209
D584,209 S *	1/2009	Klimas	D12/209
D619,524 S *	7/2010	Gabath	D12/209
D631,814 S *	2/2011	Juergens et al.	D12/209
D654,842 S *	2/2011	Baum	D12/209
D655,660 S *	2/2012	Blasi	D12/209
D664,489 S *	3/2012	Stucki	D12/209
D664,489 S *	7/2012	Slorance	D12/209
D671,478 S *	11/2012	Baum et al.	D12/209
D673,097 S *	12/2012	Lemke	D12/209
D682,176 S *	5/2013	Badstuebner	D12/209
D684,516 S *	6/2013	Bennion	D12/209
D685,710 S *	7/2013	Hanaoka	D12/209
D686,133 S *	7/2013	Juergens et al.	D12/209

* cited by examiner

Primary Examiner — Stacia Cadmus

(74) *Attorney, Agent, or Firm* — Fishman Stewart Yamaguchi PLLC



(57) **CLAIM**

The ornamental design for wheel, as shown and described.

DESCRIPTION

FIG. 1 is a front perspective view of a wheel, showing my new design; and,
FIG. 2 is a front view thereof.

1 Claim, 2 Drawing Sheets






FIG. 1



FIG. 2