



US00D740184S

(12) **United States Design Patent**
Blanski et al.

(10) **Patent No.:** **US D740,184 S**

(45) **Date of Patent:** **** Oct. 6, 2015**

(54) **VEHICLE FRONT LOWER GRILLE**

(56) **References Cited**

(71) Applicant: **Ford Motor Company**, Dearborn, MI (US)

U.S. PATENT DOCUMENTS

(72) Inventors: **Dillon R. Blanski**, Ferndale, MI (US);
Murat Gueler, Cologne (DE);
Christopher Hamilton, Cold Norton (GB)

D535,222	S	*	1/2007	Onoue et al.	D12/163
D605,988	S	*	12/2009	Bennett et al.	D12/163
D703,589	S	*	4/2014	Campbell et al.	D12/163
D705,137	S	*	5/2014	Kawasaki	D12/163
D712,319	S	*	9/2014	Mays et al.	D12/163
D727,221	S	*	4/2015	Rupar et al.	D12/163
D731,371	S	*	6/2015	Morikawa	D12/169

(73) Assignee: **Ford Motor Company**, Dearborn, MI (US)

* cited by examiner

(**) Term: **14 Years**

Primary Examiner — Melody N. Brown

(21) Appl. No.: **29/491,419**

(74) *Attorney, Agent, or Firm* — Damian Porcari

(22) Filed: **May 21, 2014**

(57) **CLAIM**

The ornamental design for a vehicle front lower grille, as shown and described.

(51) **LOC (10) Cl.** **12-16**

(52) **U.S. Cl.**
USPC **D12/163**

DESCRIPTION

(58) **Field of Classification Search**
USPC D12/163, 196, 86, 90–92, 171, 169,
D12/216; 180/68.1, 68.6; 293/193.11
CPC B62D 25/08; B62B 9/16; B60K 11/08;
B60R 19/52

FIG. 1 is a perspective view of a vehicle front lower grille;
FIG. 2 is another perspective view thereof;
FIG. 3 is a front elevational view thereof;
FIG. 4 is a left side elevational view thereof;
FIG. 5 is a right side elevational view thereof;
FIG. 6 is a top plan view thereof; and,
FIG. 7 is a bottom plan view thereof.

See application file for complete search history.

1 Claim, 7 Drawing Sheets



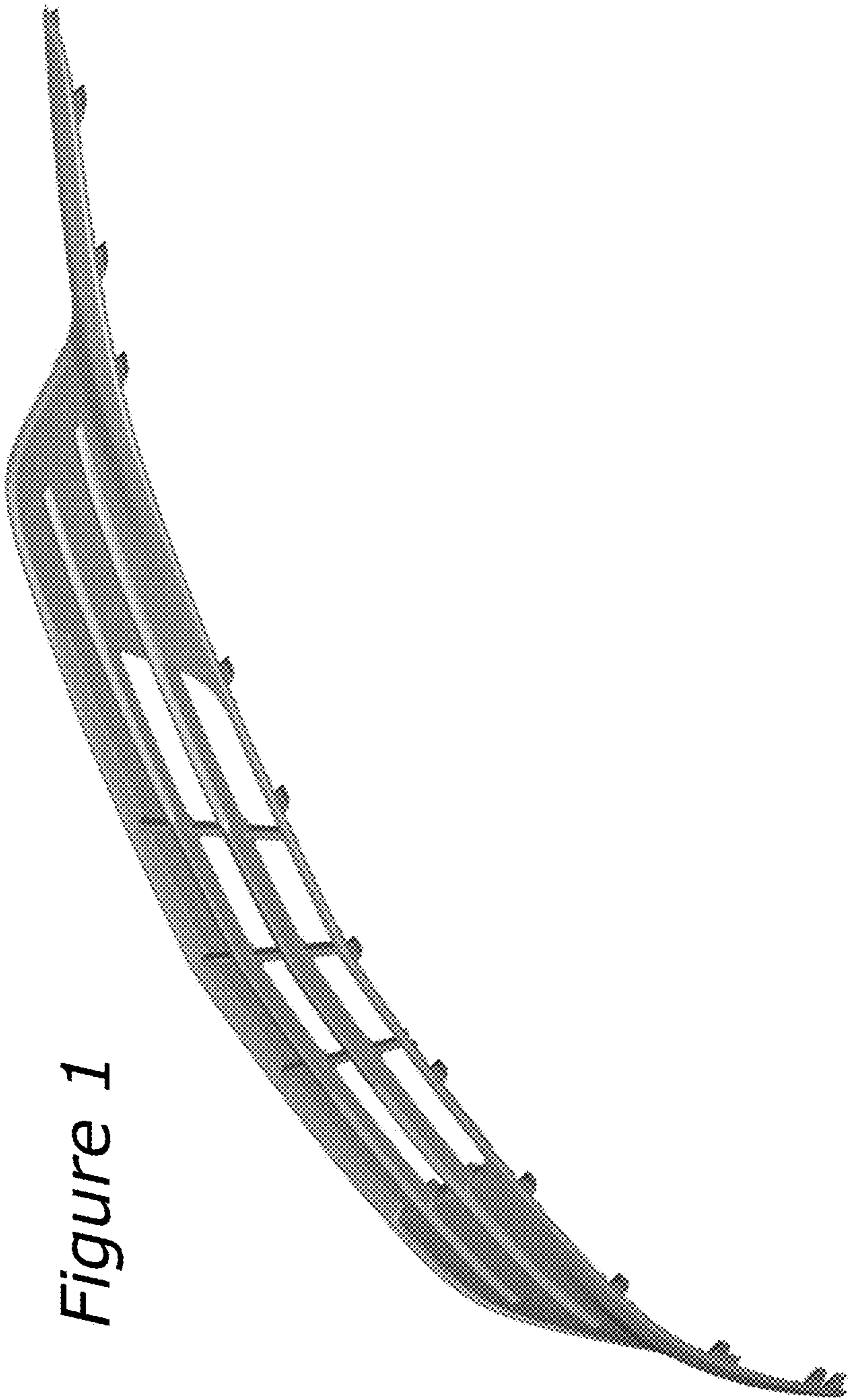



Figure 1

Figure 2






Figure 3




Figure 4




Figure 5

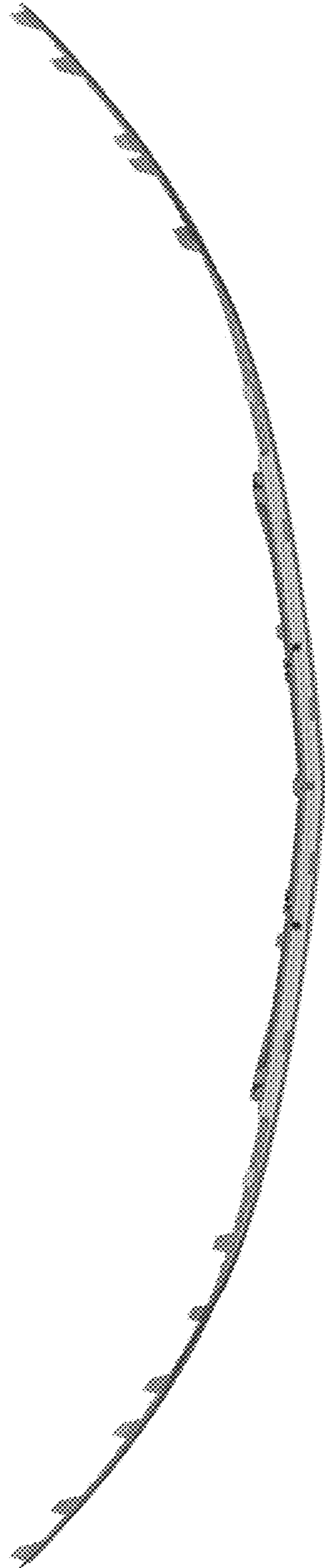


Figure 6

Figure 7

