



US00D740179S

(12) **United States Design Patent**  
**Bischoff et al.**

(10) **Patent No.:** **US D740,179 S**

(45) **Date of Patent:** **\*\* Oct. 6, 2015**

(54) **MOTOR VEHICLE**

(56) **References Cited**

(71) Applicant: **VOLKSWAGEN**  
**AKTIENGESELLSCHAFT**, Wolfsburg  
(DE)

U.S. PATENT DOCUMENTS

D367,440 S *	2/1996	Mays	.....	D12/90
D380,421 S *	7/1997	Hoard	.....	D12/91
D385,828 S *	11/1997	Mays	.....	D12/92
D430,507 S *	9/2000	Warkuss	.....	D12/92
D444,102 S *	6/2001	Guillaume et al.	.....	D12/91
D533,480 S *	12/2006	Bischoff et al.	.....	D12/91
D552,016 S *	10/2007	Bischoff et al.	.....	D12/92
D648,654 S *	11/2011	Bischoff et al.	.....	D12/92
D683,266 S *	5/2013	Bischoff et al.	.....	D12/92
D683,660 S *	6/2013	Sugiura et al.	.....	D12/92
D692,351 S *	10/2013	Bischoff et al.	.....	D12/92
D729,697 S *	5/2015	Bischoff et al.	.....	D12/92

(72) Inventors: **Klaus Bischoff**, Wolfsburg (DE);  
**Friederike Plock-Girmann**, Wolfsburg  
(DE); **Nico Mühr**, Wolfsburg (DE)

(73) Assignee: **VOLKSWAGEN**  
**AKTIENGESELLSCHAFT**, Wolfsburg  
(DE)

\* cited by examiner

(\*\*) Term: **14 Years**

*Primary Examiner* — Melody N. Brown

(21) Appl. No.: **29/504,948**

(74) *Attorney, Agent, or Firm* — Lucas & Mercanti, LLP;  
Klaus P. Stoffel

(22) Filed: **Oct. 10, 2014**

(57) **CLAIM**

The ornamental design for a motor vehicle, as shown and described.

(30) **Foreign Application Priority Data**

**DESCRIPTION**

Jun. 16, 2014 (DE) ..... 40 2014 201 772

(51) **LOC (10) Cl.** ..... **12-16**


(52) **U.S. Cl.**  
USPC ..... **D12/92**

(58) **Field of Classification Search**  
USPC ..... D12/86, 90–92; D21/433, 434, 550;  
296/181.1, 181.5  
CPC ..... B62D 35/00; B62D 25/00; B62D 25/06;  
B62D 33/00

FIG. 1 is a front, right side perspective view of the motor vehicle of the present invention;  
FIG. 2 is a front, left side perspective view thereof;  
FIG. 3 is a rear, right side perspective view thereof;  
FIG. 4 is a rear, left side perspective view thereof;  
FIG. 5 is a right side view thereof;  
FIG. 6 is a left side view thereof;  
FIG. 7 is a front view thereof;  
FIG. 8 is a rear view thereof; and,  
FIG. 9 is a top view thereof.  
Surface lettering and indicia do not form part of the claimed design.

See application file for complete search history.

**1 Claim, 5 Drawing Sheets**






Fig. 1






Fig. 2



**Fig. 3**



**Fig. 4**




Fig. 5




Fig. 6



Fig. 7




Fig. 8

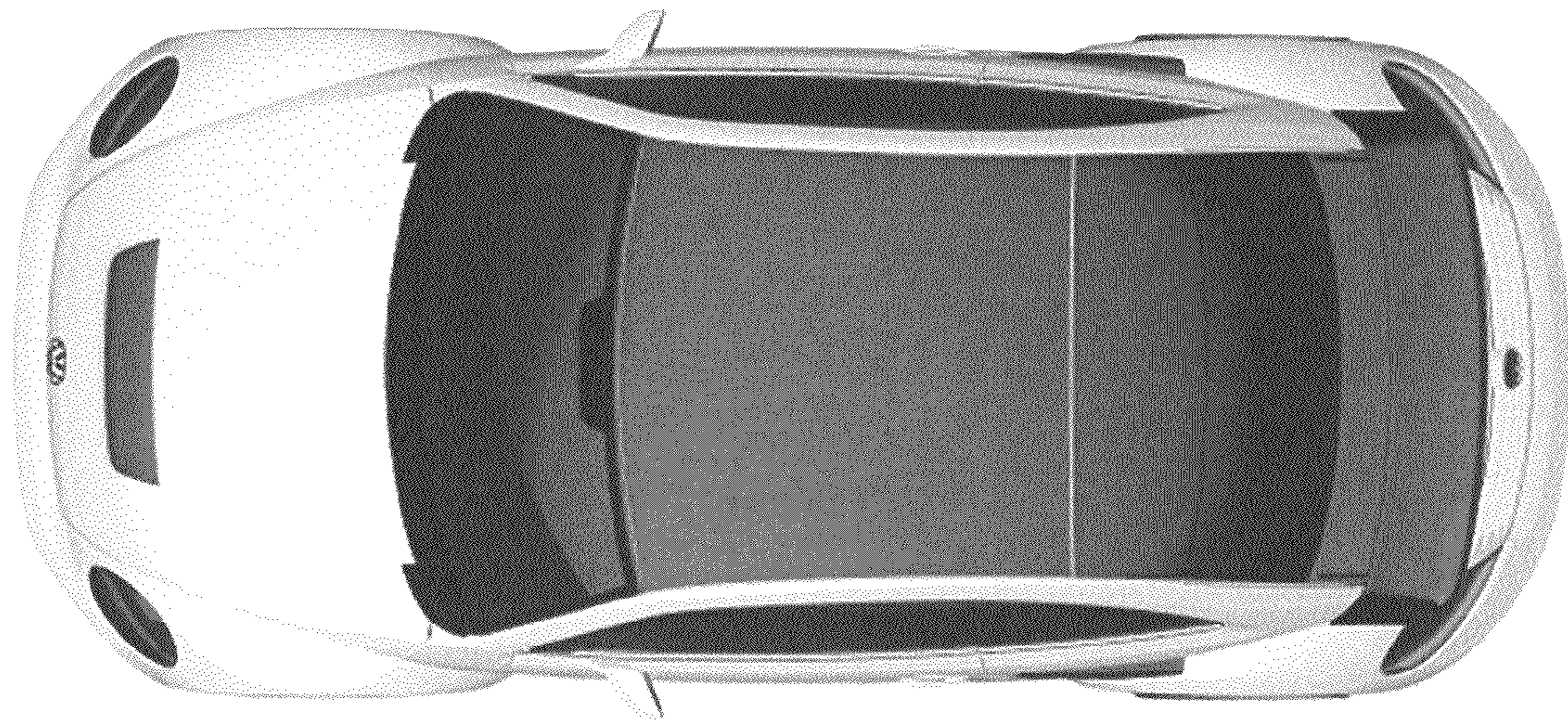


Fig. 9