



US00D740175S

(12) **United States Design Patent**  
**Bischoff et al.**

(10) **Patent No.:** **US D740,175 S**

(45) **Date of Patent:** **\*\* Oct. 6, 2015**

(54) **MOTOR VEHICLE**

(56) **References Cited**

(71) Applicant: **VOLKSWAGEN**  
**AKTIENGESELLSCHAFT**, Wolfsburg  
(DE)

U.S. PATENT DOCUMENTS

(72) Inventors: **Klaus Bischoff**, Wolfsburg (DE); **Marc**  
**Lichte**, Wolfsburg (DE); **Domen**  
**Rucigaj**, Wolfsburg (DE); **Malte**  
**Hammerbeck**, Wolfsburg (DE)

D550,124	S	*	9/2007	Agullo Spottorno et al.	D12/92
D561,645	S	*	2/2008	Kim et al.	D12/92
D614,535	S	*	4/2010	Park et al.	D12/92
D631,796	S	*	2/2011	Castriota	D12/92
D671,034	S	*	11/2012	Bischoff et al.	D12/91
D671,035	S	*	11/2012	Bischoff et al.	D12/91
D690,231	S	*	9/2013	Bischoff et al.	D12/91
D691,067	S	*	10/2013	Bischoff et al.	D12/91
D691,068	S	*	10/2013	Bischoff et al.	D12/92
D717,698	S	*	11/2014	Beaven	D12/92
D719,067	S	*	12/2014	Matsumoto et al.	D12/92
D722,535	S	*	2/2015	Baudy et al.	D12/92

(73) Assignee: **VOLKSWAGEN**  
**AKTIENGESELLSCHAFT**, Wolfsburg  
(DE)

\* cited by examiner

(\*\*) Term: **14 Years**

*Primary Examiner* — Melody N Brown

(21) Appl. No.: **29/504,956**

(74) *Attorney, Agent, or Firm* — Lucas & Mercanti, LLP;  
Klaus P. Stoffel

(22) Filed: **Oct. 10, 2014**

(57) **CLAIM**

The ornamental design for a motor vehicle, as shown and described.

(30) **Foreign Application Priority Data**

**DESCRIPTION**

May 5, 2014 (DE) ..... 40 2014 201 383

(51) **LOC (10) Cl.** ..... **12-08**

(52) **U.S. Cl.**  
USPC ..... **D12/88**; D12/92

(58) **Field of Classification Search**  
USPC ..... D12/86, 90–92, 88; D21/421, 433, 434;  
296/181.1, 181.5


CPC ..... B62D 35/00; B62D 25/00; B62D 25/06;  
B62D 33/00

See application file for complete search history.

FIG. 1 is a front, right side perspective view of the motor vehicle of the present invention;  
FIG. 2 is a front, left side perspective view thereof;  
FIG. 3 is a rear, right side perspective view thereof;  
FIG. 4 is a rear, left side perspective view thereof;  
FIG. 5 is a right side view thereof;  
FIG. 6 is a left side view thereof;  
FIG. 7 is a front view thereof;  
FIG. 8 is a rear view thereof; and,  
FIG. 9 is a top view thereof.

Surface lettering and indicia do not form part of the claimed design.

**1 Claim, 5 Drawing Sheets**








Fig. 1




Fig. 2






Fig. 3




Fig. 4



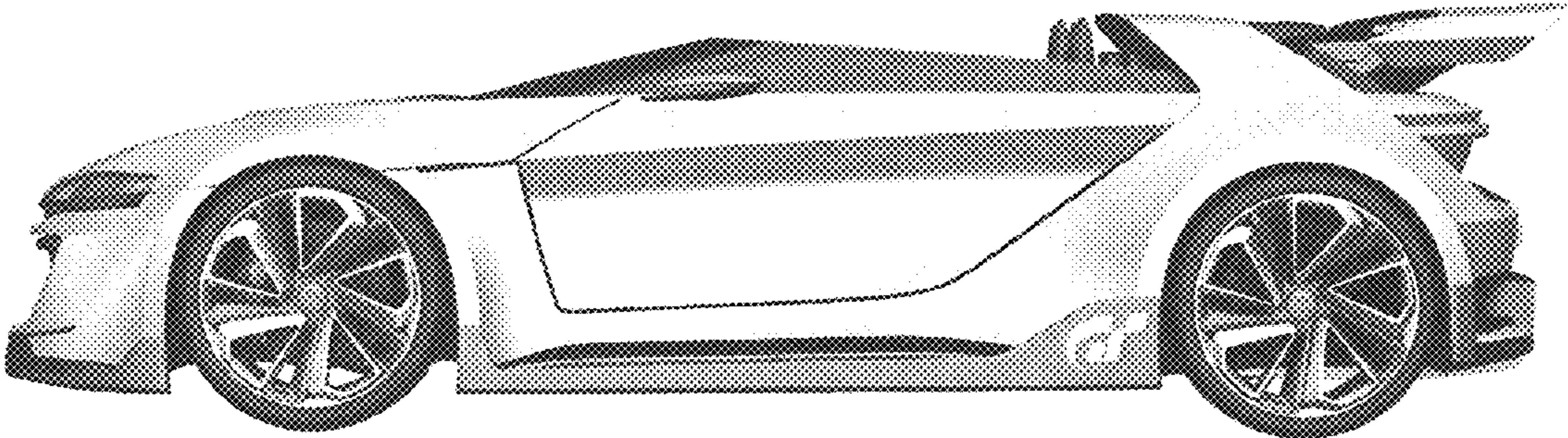


Fig. 5

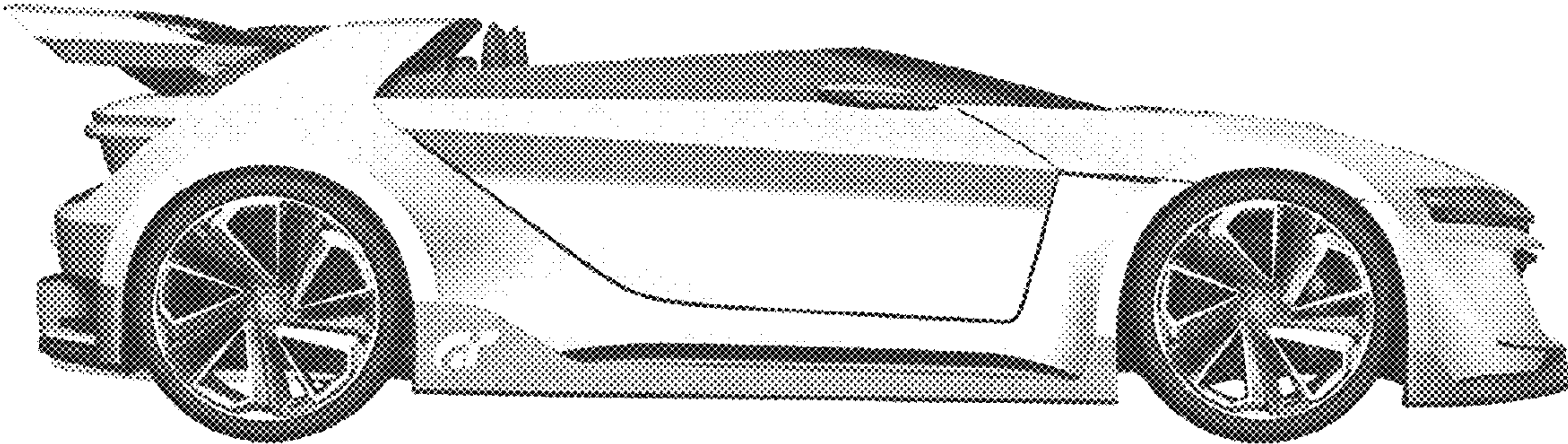


Fig. 6





Fig. 7




Fig. 8



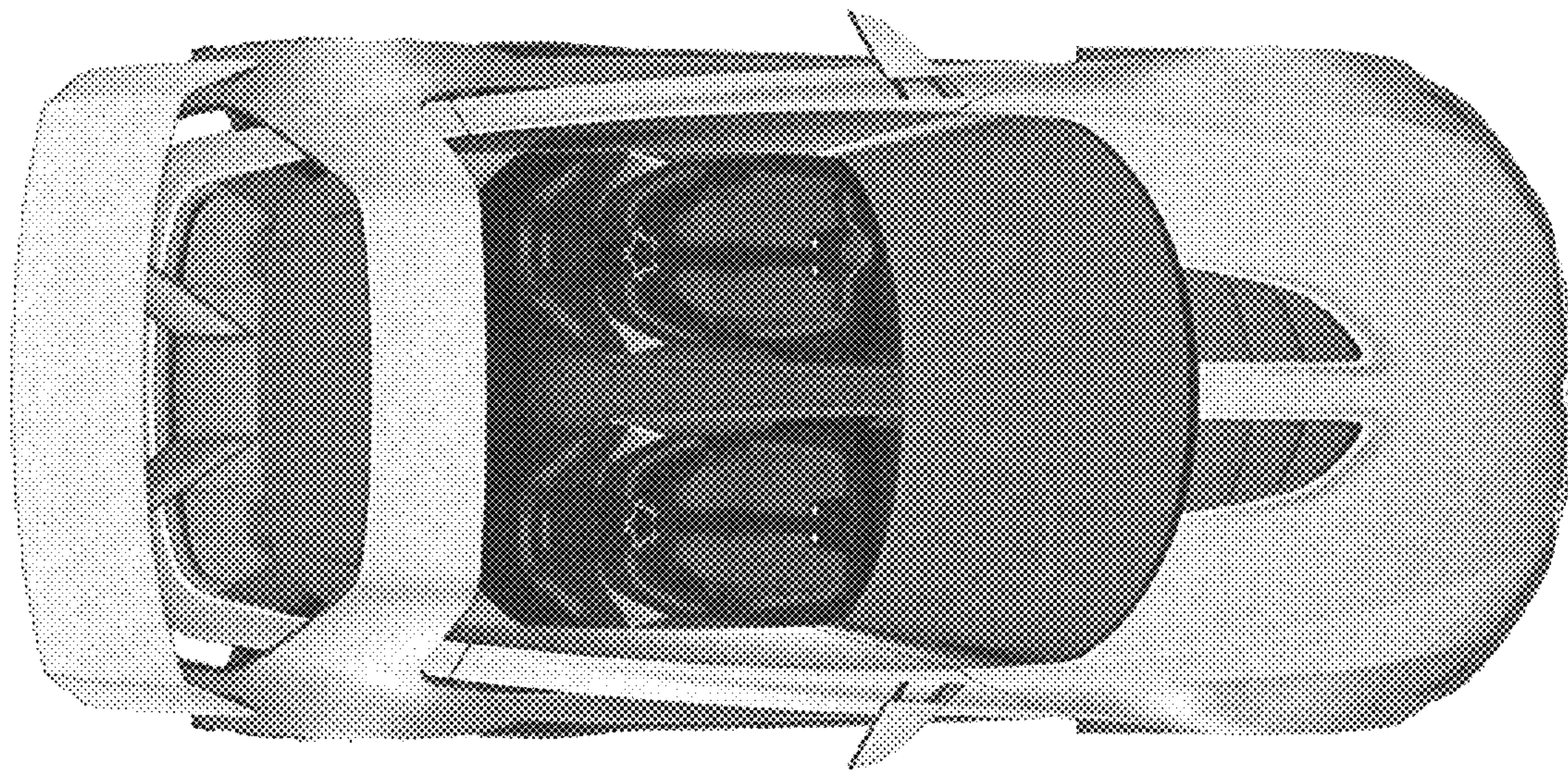


Fig. 9