



US00D740169S

(12) **United States Design Patent**
Ogura

(10) **Patent No.:** **US D740,169 S**
(45) **Date of Patent:** **** Oct. 6, 2015**

(54) **SLIDE FASTENER WITH ANGLED ELEMENTS**

2,554,929	A *	5/1951	Sundback	24/409
2,600,905	A *	6/1952	Morin	24/409
3,055,070	A *	9/1962	Morin	24/413
3,334,387	A	8/1967	Gauthier	
6,035,496	A *	3/2000	Germani	24/389
2006/0130292	A1	6/2006	Kondo et al.	
2013/0205550	A1	8/2013	Kondo	

(71) Applicant: **YKK CORPORATION OF AMERICA**, Marietta, GA (US)

(72) Inventor: **Suguru Ogura**, Macon, GA (US)

(73) Assignee: **YKK Corporation** (JP)

(**) Term: **14 Years**

(21) Appl. No.: **29/497,363**

(22) Filed: **Jul. 23, 2014**

(51) **LOC (10) Cl.** **02-07**

(52) **U.S. Cl.**
USPC **D11/221**

(58) **Field of Classification Search**
USPC D11/200–201, 221; 24/381–383,
24/385–387, 414–417, 421–422, 417–431,
24/4, 390, 391, 409, 413; 2/265; D2/641;
294/2, 3.6; 223/111
CPC A44B 19/00; A44B 19/02; A44B 19/04;
A44B 19/10; A44B 19/24; A44B 19/26;
A44B 19/30; A44B 19/06
See application file for complete search history.

(56) **References Cited**

U.S. PATENT DOCUMENTS

1,660,192	A *	2/1928	Freysinger	24/411
2,008,062	A *	7/1935	Corner	24/411
2,469,509	A *	5/1949	Morin	24/409
2,491,197	A *	12/1949	Morin	24/411

FOREIGN PATENT DOCUMENTS

JP	2006167191	6/2006
WO	2012059972	5/2012

* cited by examiner

Primary Examiner — Ralf Seifert

(74) *Attorney, Agent, or Firm* — Kilpatrick Townsend & Stockton LLP

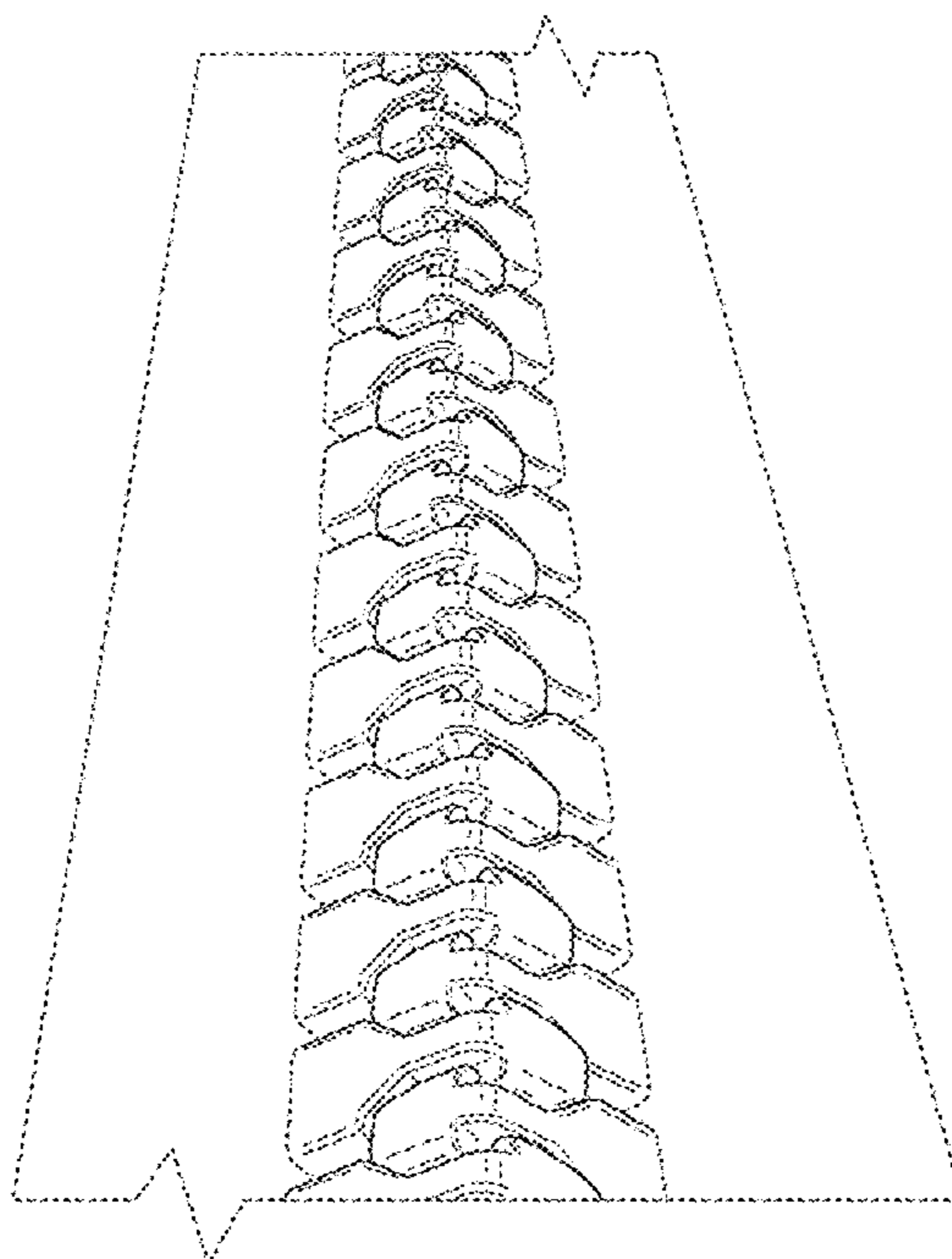
(57) **CLAIM**

The ornamental design for the slide fastener with angled elements, as shown and described.

DESCRIPTION

FIG. 1 is a top perspective view showing my new design;
FIG. 2 is another top perspective view of the slide fastener of FIG. 1;
FIG. 3 is another top perspective view of the slide fastener of FIG. 1;
FIG. 4 is an end perspective view of the slide fastener of FIG. 1; and,
FIG. 5 is a top view of the slide fastener of FIG. 1.
The broken lines form no part of the claimed design.

1 Claim, 5 Drawing Sheets



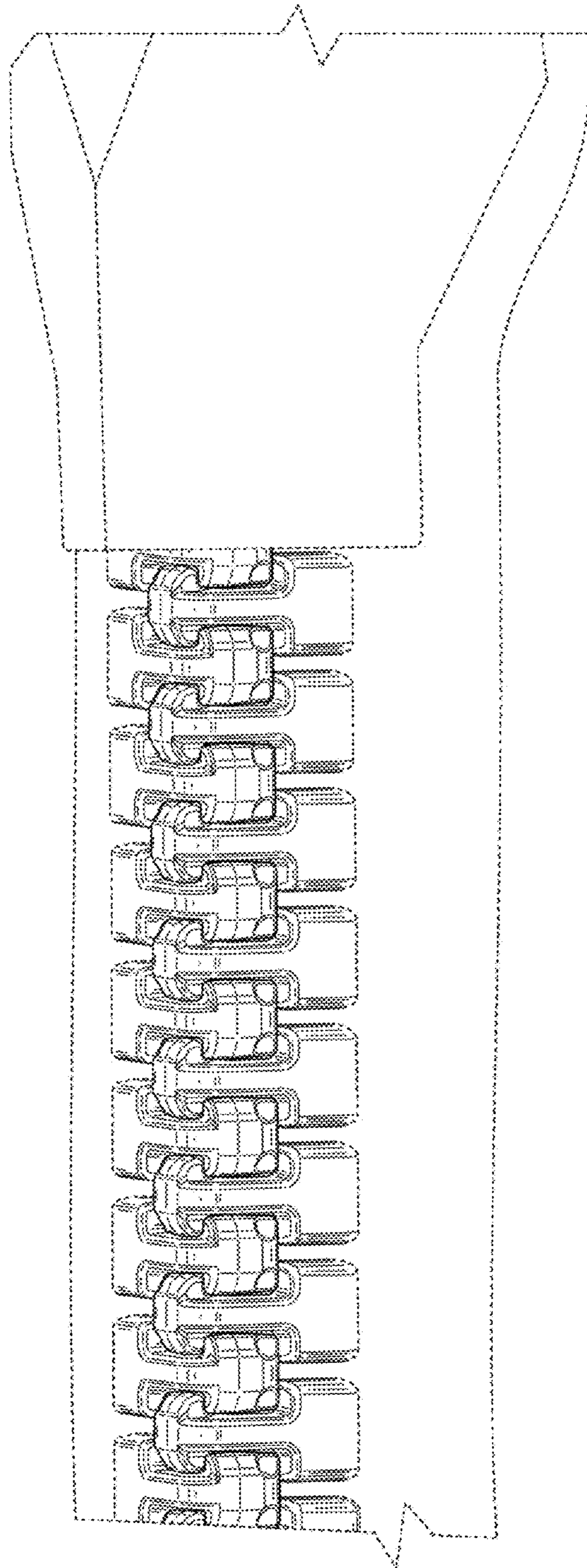


FIG. 1

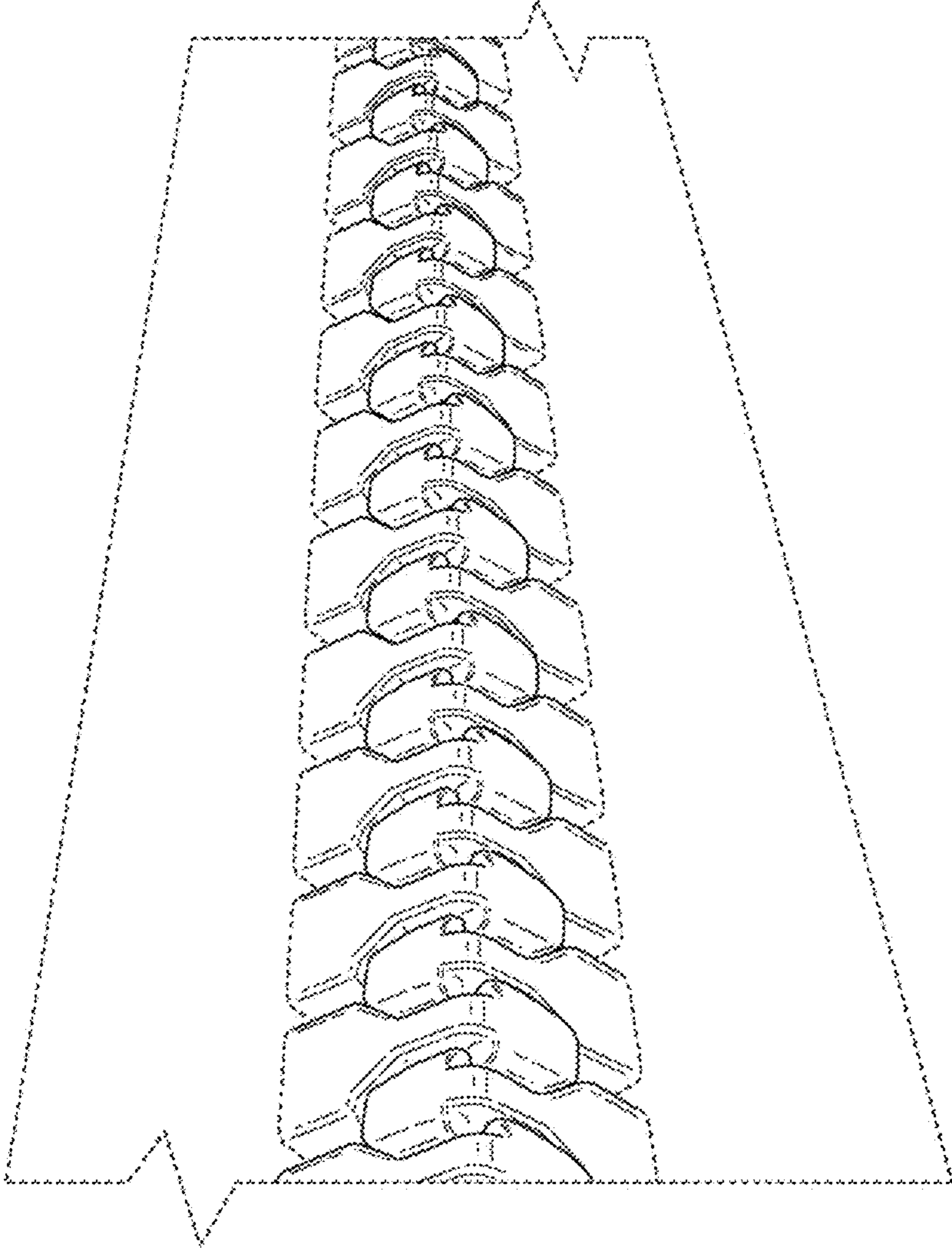


FIG. 2

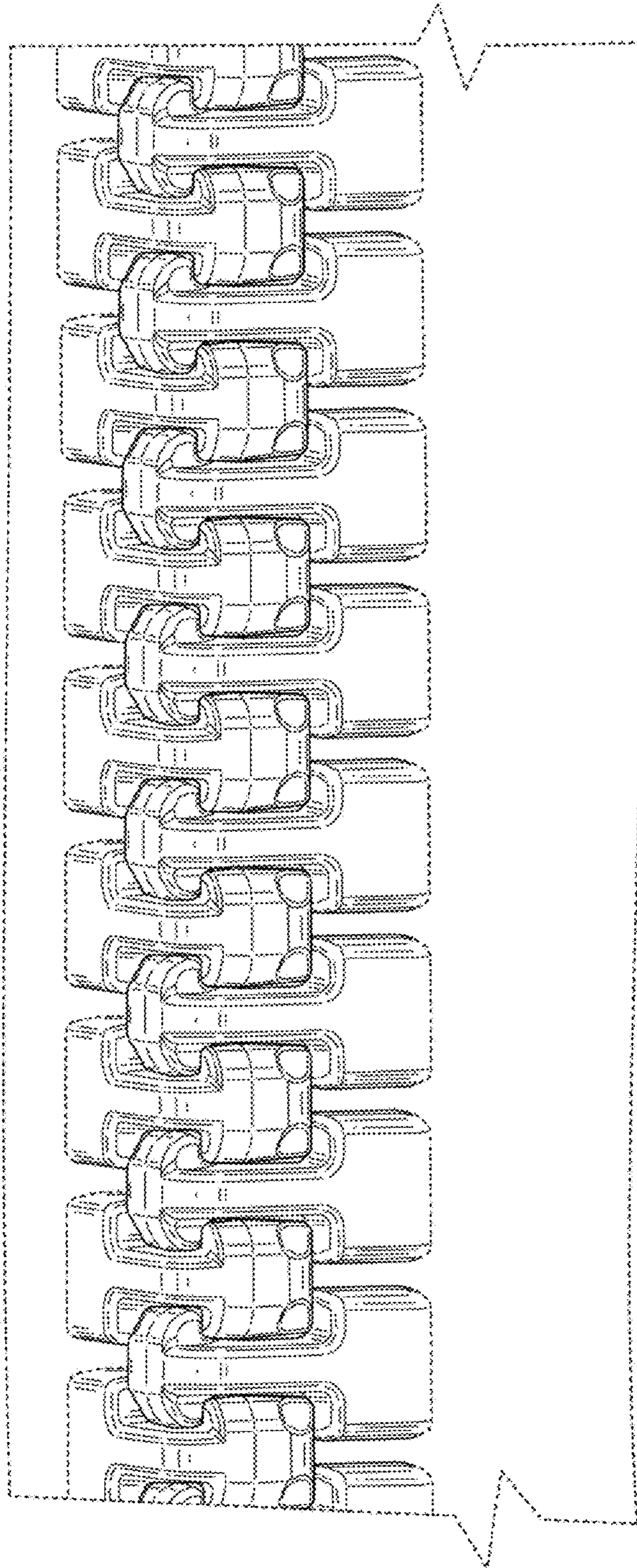


FIG. 3

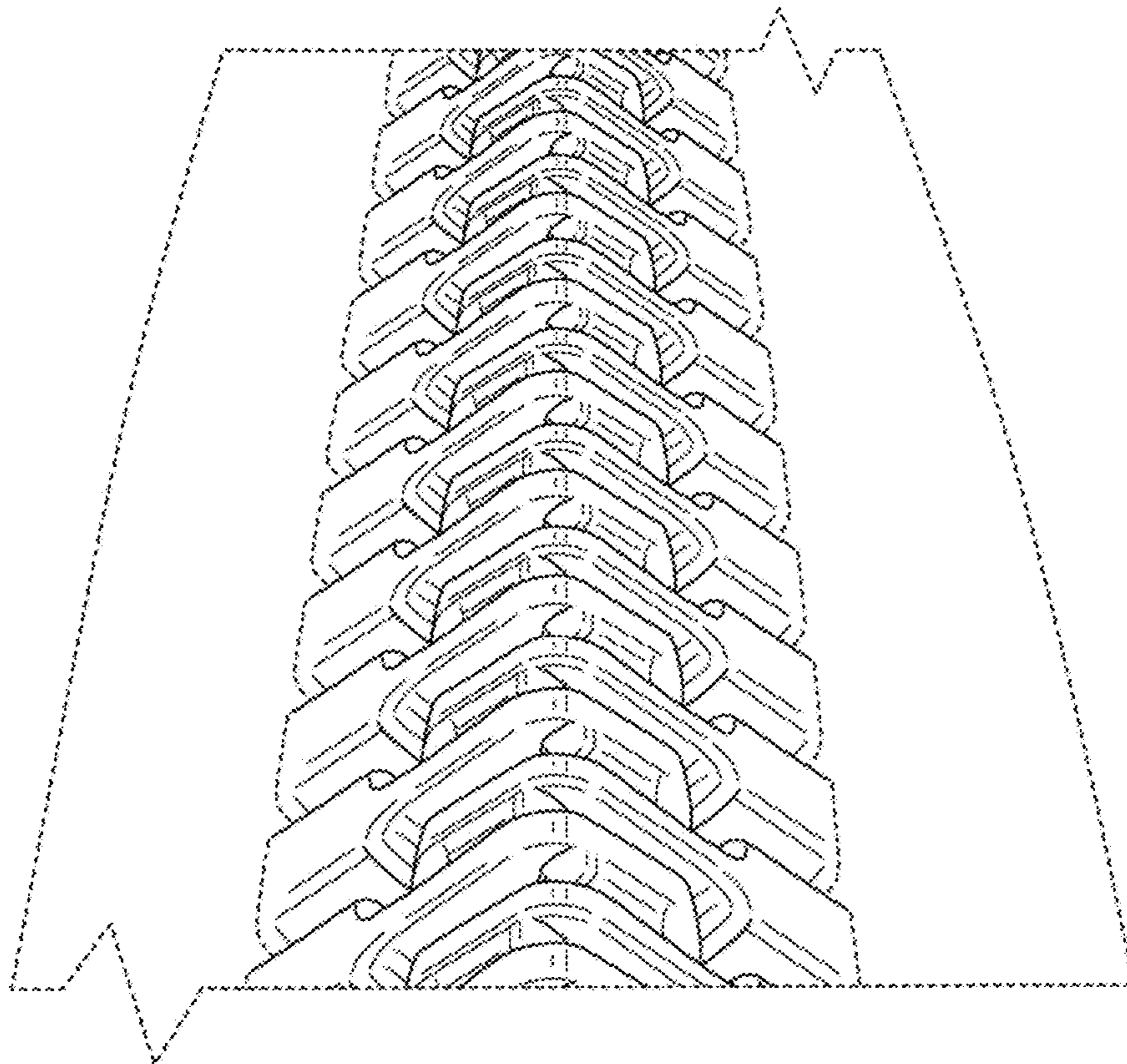


FIG. 4

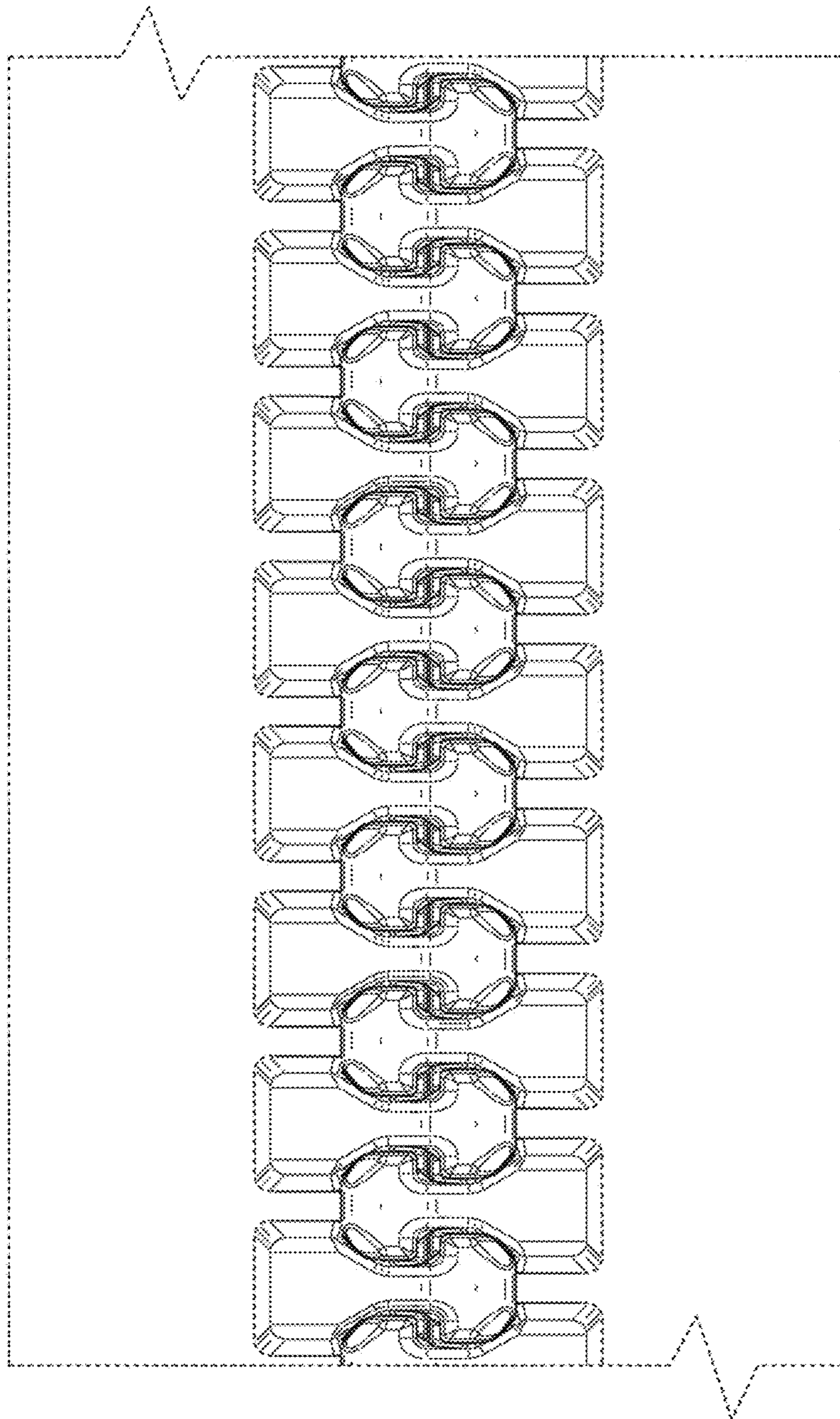


FIG. 5