



US00D740167S

(12) **United States Design Patent**  
**Hutsell**

(10) **Patent No.:** **US D740,167 S**

(45) **Date of Patent:** **\*\* Oct. 6, 2015**

- (54) **TIE STRAP**
- (71) Applicant: **Blount, Inc.**, Portland, OR (US)
- (72) Inventor: **Sam Hutsell**, Portland, OR (US)
- (73) Assignee: **Blount, Inc.**, Portland, OR (US)
- (\*\*) Term: **14 Years**
- (21) Appl. No.: **29/506,685**
- (22) Filed: **Oct. 17, 2014**
- (51) **LOC (10) Cl.** ..... **15-02**
- (52) **U.S. Cl.**  
USPC ..... **D11/201**
- (58) **Field of Classification Search**  
USPC ..... D11/1-2, 200-201, 206-210, 214-218;  
24/163 R, 169-171, 173, 177-179, 191,  
24/194-195, 197, 200, 614-616, 625, 198,  
24/630; D8/349, 395  
CPC ..... A44B 11/26; A44B 11/25  
See application file for complete search history.

- 2,585,690 A \* 2/1952 Schafer ..... 2/127
- D292,385 S \* 10/1987 Udelhofen ..... D11/210
- D336,867 S \* 6/1993 Wright ..... D11/203
- D453,911 S \* 2/2002 Yancy ..... D11/202
- D557,175 S \* 12/2007 Koroluk ..... D11/216
- D717,692 S \* 11/2014 Breen et al. .... D11/210

\* cited by examiner

*Primary Examiner* — Ralf Seifert

(74) *Attorney, Agent, or Firm* — Schwabe Williamson & Wyatt

(57) **CLAIM**

I claim the ornamental design for a tie strap, as shown and described.

**DESCRIPTION**

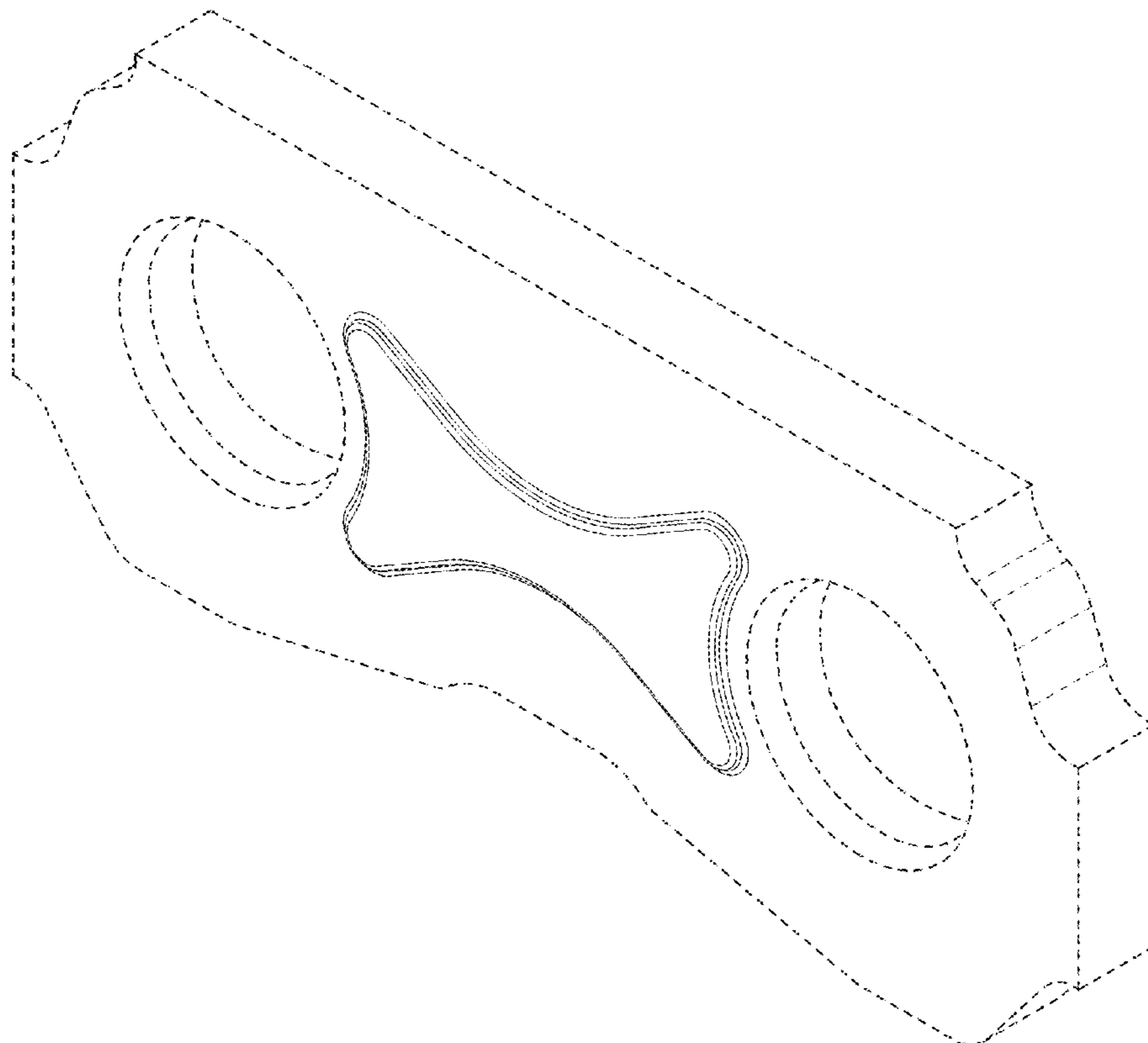
FIG. 1 is a front perspective view of a tie strap showing the claimed design;  
 FIG. 2 is a front view thereof;  
 FIG. 3 is a back view thereof;  
 FIG. 4 is a left side view thereof;  
 FIG. 5 is a right side view thereof;  
 FIG. 6 is a top view thereof; and,  
 FIG. 7 is a bottom view thereof.  
 The broken lines show environment, are for illustrative purposes only, and form no part of the claimed design.

**1 Claim, 5 Drawing Sheets**

(56) **References Cited**

**U.S. PATENT DOCUMENTS**

- 2,043,799 A \* 6/1936 Jokela et al. .... 2/115
- D127,740 S \* 6/1941 Montmartin ..... D11/202



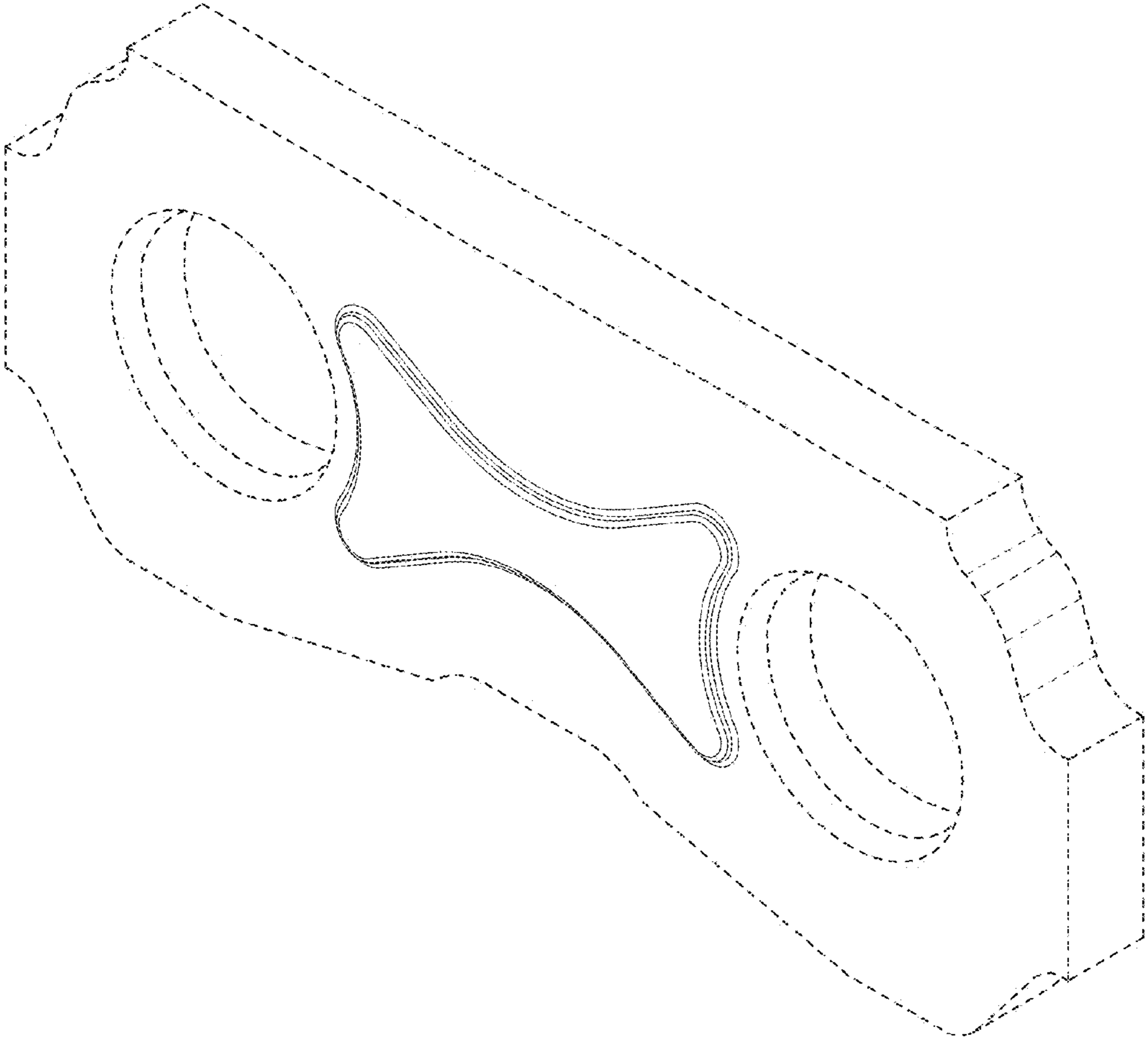


FIG. 1

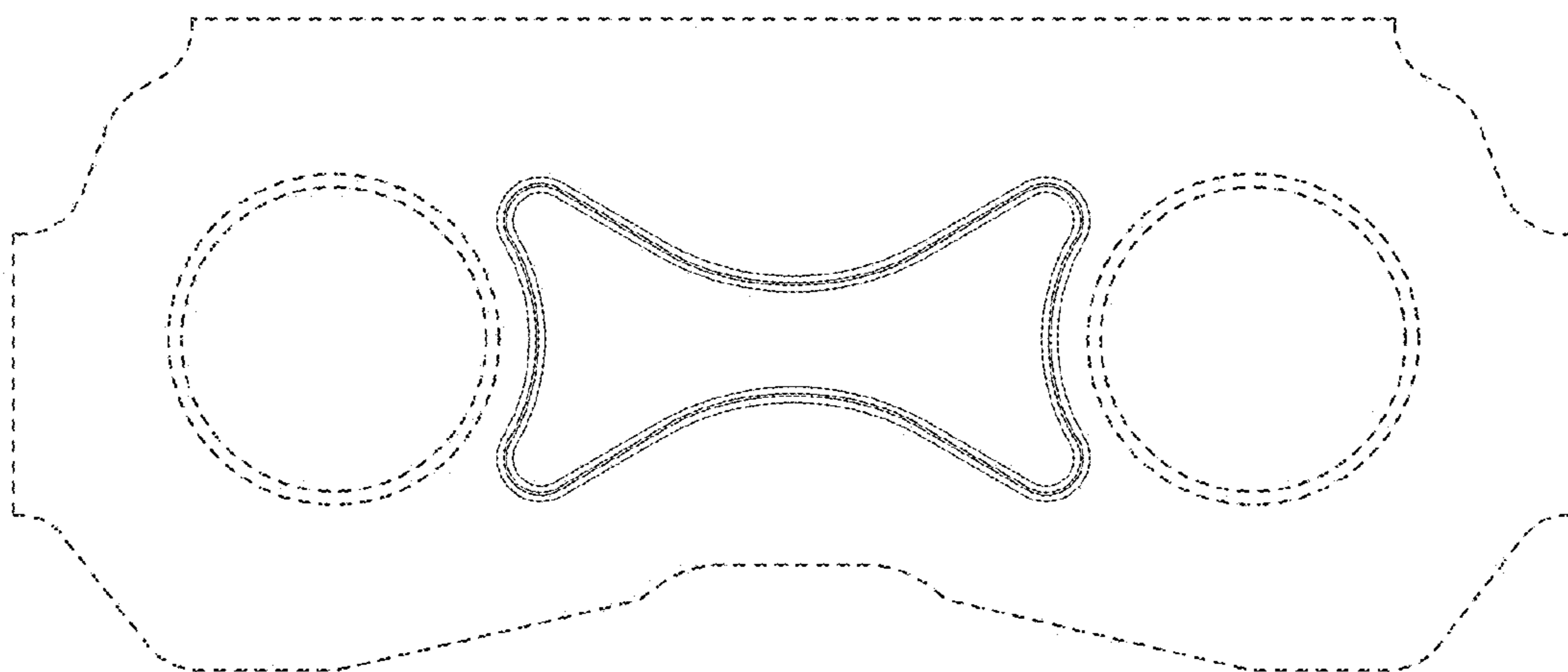


FIG. 2

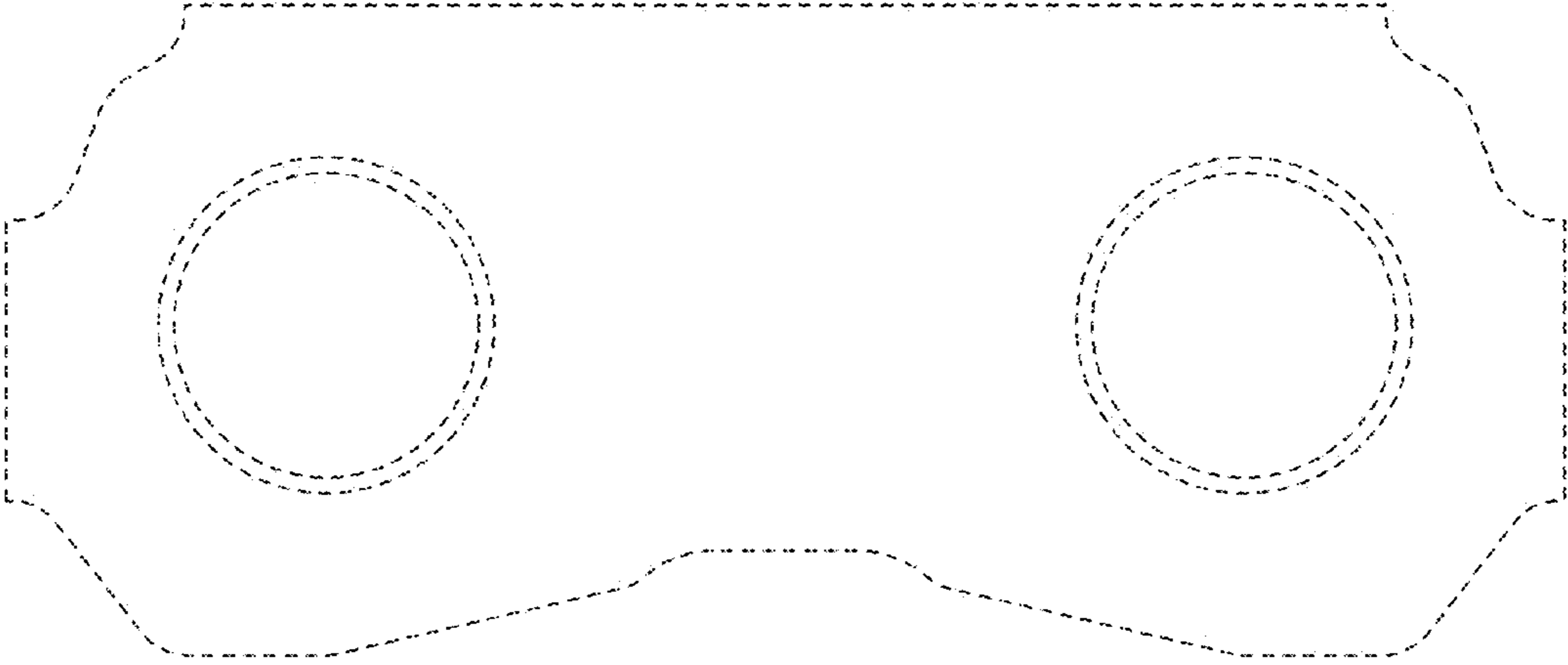


FIG. 3



FIG. 4




FIG. 5




FIG. 6




FIG. 7