



US00D740165S

(12) **United States Design Patent**
Pettigrew et al.

(10) **Patent No.:** **US D740,165 S**
(45) **Date of Patent:** **** Oct. 6, 2015**

- (54) **PLANTER**
- (71) Applicant: **The HC Companies, Inc.**, Twinsburg, OH (US)
- (72) Inventors: **Doug Pettigrew**, Wilsonville (CA); **Mike McIvor**, Brantford (CA); **Margot Beesley**, Akron, OH (US)
- (73) Assignee: **The HC Companies, Inc.**, Twinsburg, OH (US)
- (**) Term: **14 Years**
- (21) Appl. No.: **29/488,541**
- (22) Filed: **Apr. 21, 2014**
- (51) **LOC (10) Cl.** **11-02**
- (52) **U.S. Cl.**
USPC **D11/153**
- (58) **Field of Classification Search**
USPC D6/403–405; D7/586, 587; D9/424, D9/428, 429, 642; D11/143–156, 164
CPC A01G 9/00; A01G 9/02; A01G 9/021; A01G 9/022; A01G 9/024; A01G 9/025; A01G 9/026; A01G 9/10; A01G 9/104; A01G 9/027; A01G 9/028
See application file for complete search history.

6,339,899	B1 *	1/2002	Lehmann	47/65.5
D505,882	S *	6/2005	Hensen	D11/152
D594,775	S *	6/2009	Moreau	D11/152
D606,452	S *	12/2009	White	D11/153
D606,454	S *	12/2009	White	D11/153
D614,991	S *	5/2010	White	D11/152
D636,699	S *	4/2011	White	D11/148
D636,700	S *	4/2011	White	D11/148
D636,702	S *	4/2011	White	D11/152
D636,703	S *	4/2011	White	D11/152
8,251,015	B2 *	8/2012	Potter	119/69.5
D666,458	S *	9/2012	Montgomery	D7/586
D686,875	S *	7/2013	Montgomery	D7/396.1
D688,516	S *	8/2013	Montgomery	D7/396.2
2009/0321455	A1 *	12/2009	Fernandez et al.	220/574

* cited by examiner

Primary Examiner — Elizabeth Albert
(74) *Attorney, Agent, or Firm* — Haynes and Boone, LLP

(57) **CLAIM**

What is claimed is the ornamental design for a planter, as shown and described.

DESCRIPTION

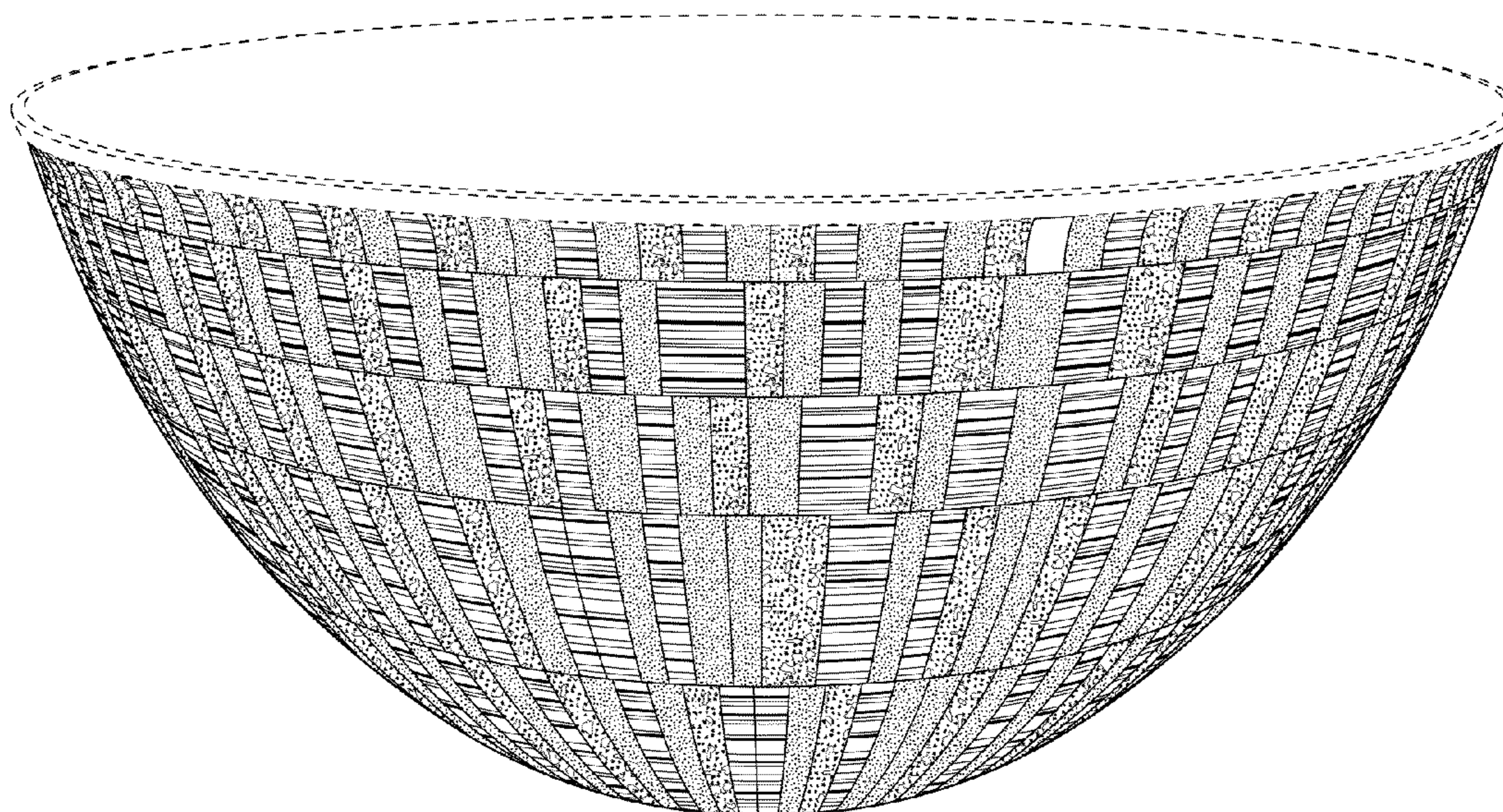
FIG. 1 is a perspective view of a planter showing a new design;
FIG. 2 is a front view of the planter of FIG. 1;
FIG. 3 is a rear view of the planter of FIG. 1;
FIG. 4 is a right side view of the planter of FIG. 1;
FIG. 5 is a left side view of the planter of FIG. 1;
FIG. 6 is a top view of the planter of FIG. 1; and,
FIG. 7 is a bottom view of the planter of FIG. 1.
The portions shown in broken lines are included for the purpose of showing features that form no part of the claimed design.

1 Claim, 5 Drawing Sheets

(56) **References Cited**

U.S. PATENT DOCUMENTS

253,587	A *	2/1882	Crane	87/8
2,057,856	A *	10/1936	Stone	47/41.13
D103,967	S *	4/1937	Guild	D7/558
D306,413	S *	3/1990	Bulone	D11/164
D353,230	S *	12/1994	Reusche et al.	D30/123



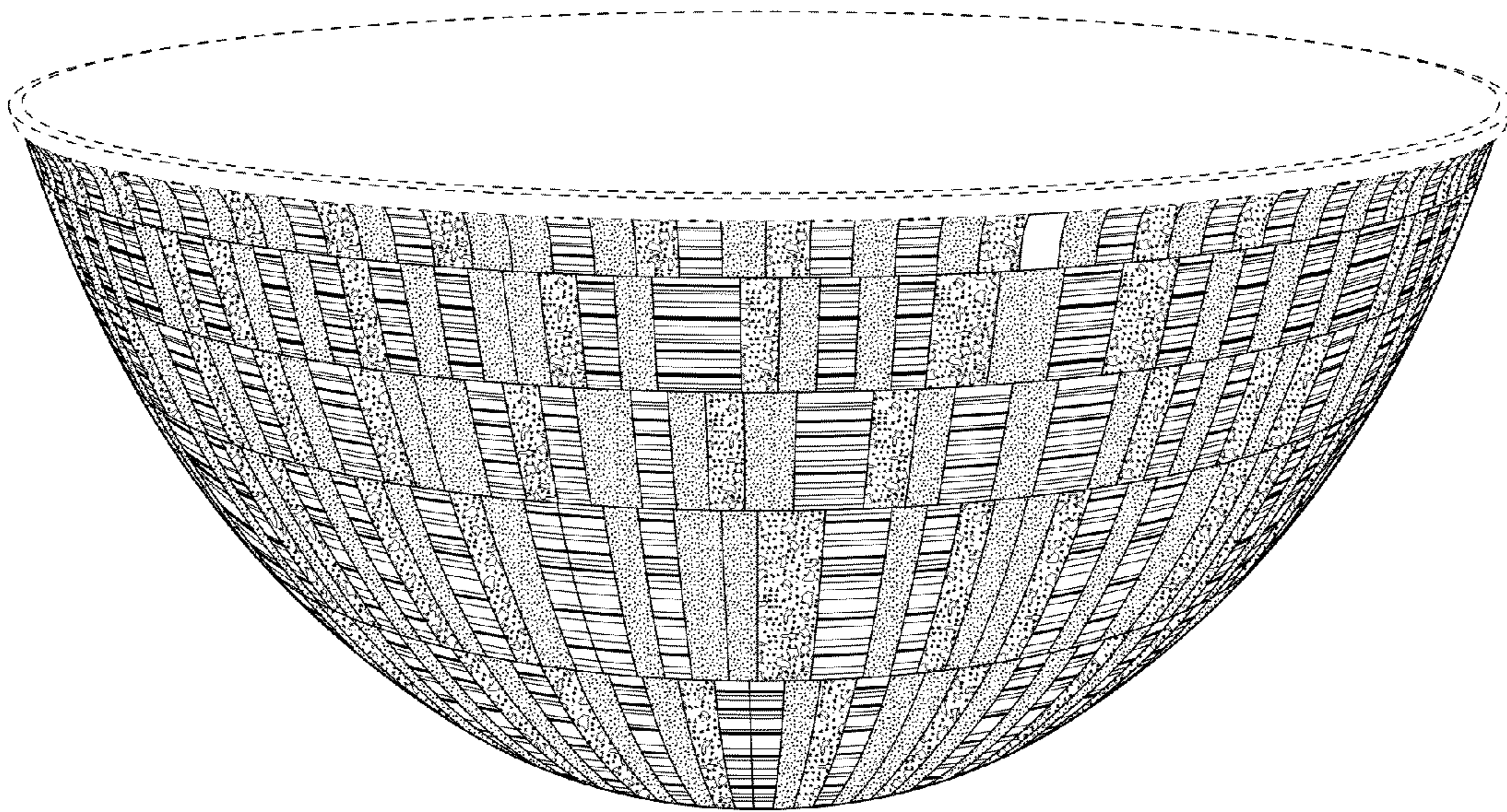


Fig. 1




Fig. 2




Fig. 3




Fig. 4




Fig. 5




Fig. 6




Fig. 7