



US00D740152S

(12) **United States Design Patent**  
**Vaughan et al.**

(10) **Patent No.:** **US D740,152 S**  
(45) **Date of Patent:** **\*\* Oct. 6, 2015**

- (54) **BRACELET**
- (71) Applicant: **Athletes for Christ, LP**, Beaumont, TX (US)
- (72) Inventors: **John Kennedy Vaughan**, Beaumont, TX (US); **Tammie Vaughan**, Beaumont, TX (US)
- (73) Assignee: **ATHLETES FOR CHRIST, LP**, Beaumont, TX (US)
- (\*\*) Term: **14 Years**
- (21) Appl. No.: **29/498,576**
- (22) Filed: **Aug. 5, 2014**
- (51) **LOC (10) Cl.** ..... **11-01**
- (52) **U.S. Cl.**  
USPC ..... **D11/3**
- (58) **Field of Classification Search**  
USPC ..... D11/1-41, 46, 48, 77-83, 86, 87, D11/89-90, 93, 94, 100, 138, 184, 200, D11/201; 63/1.11-1.17, 3, 3.1, 3.2, 4, 5.1, 63/5.2, 6-11, 15, 15.1, 15.4, 15.45, 15.5, 63/15.6, 15.65, 15.7, 21, 22, 24, 25, 33, 63/38; D10/30, 32, 38; D3/203.1, 203.2, D3/215, 226; D14/344; D7/633; D28/41; 2/170; 24/30.5 R, 31 R, 33 F, 31 V, 33 R, 24/36; 368/276-278, 281-283, 285-287; D30/151-153; 40/633  
CPC ..... A44C 5/00; A44C 5/2019; A44C 13/00; A44C 9/00; A44C 15/00  
See application file for complete search history.

(56) **References Cited**

**U.S. PATENT DOCUMENTS**

- D211,975 S \* 8/1968 Steinborn ..... D2/627
- 3,965,589 A \* 6/1976 McDermott ..... 40/633
- 4,226,036 A \* 10/1980 Krug ..... 40/633

- 4,413,358 A \* 11/1983 Jimenez ..... 2/321
- D291,942 S \* 9/1987 Green ..... D29/101.5
- 4,956,931 A \* 9/1990 Selke ..... 40/633
- 5,092,067 A \* 3/1992 Prout ..... 40/633
- D336,566 S \* 6/1993 Desjardins ..... D29/101.1
- D348,403 S \* 7/1994 Sener ..... D10/32
- D399,760 S \* 10/1998 Riley ..... D10/32
- D428,353 S \* 7/2000 Duncan ..... D11/5
- D487,402 S \* 3/2004 Dubarry ..... D10/32
- D515,962 S \* 2/2006 Lalo ..... D11/5
- D598,556 S \* 8/2009 Chen ..... D24/206
- D599,080 S \* 9/2009 Pantoja ..... D2/627
- D623,973 S \* 9/2010 Shigeno et al. .... D10/93
- 8,225,540 B2 \* 7/2012 Shigaraki ..... 40/633
- D675,399 S \* 2/2013 Johnson ..... D2/627
- D715,674 S \* 10/2014 Squires ..... D11/3
- D723,224 S \* 2/2015 Smith et al. .... D29/123
- D726,993 S \* 4/2015 Ermel ..... D2/627

(Continued)

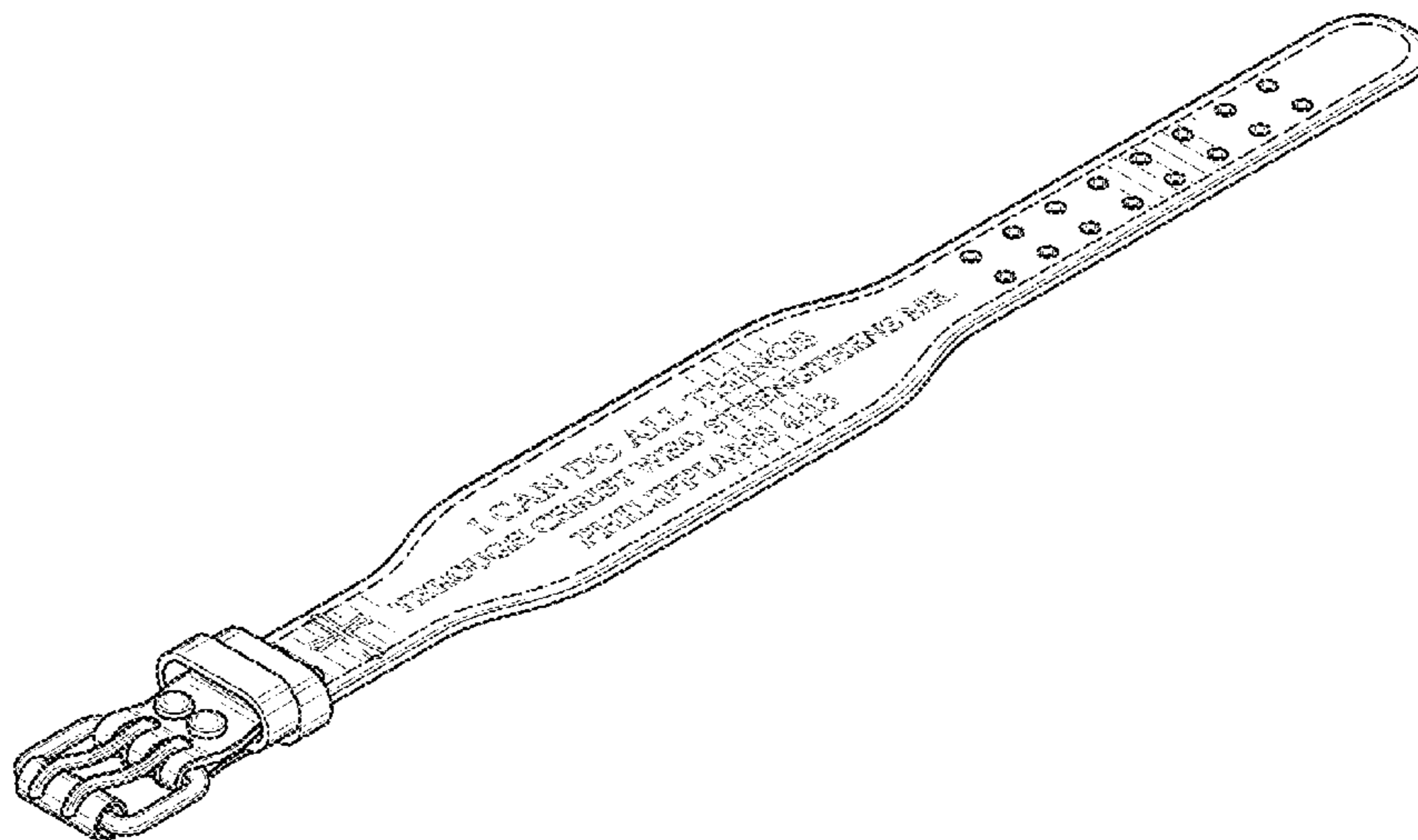
*Primary Examiner* — Cynthia Ramirez  
*Assistant Examiner* — Llorellys Martinez-Rivera  
(74) *Attorney, Agent, or Firm* — Egbert Law Office, PLLC

(57) **CLAIM**  
The ornamental design for a bracelet, as shown and described.

**DESCRIPTION**

FIG. 1 is a perspective view of a bracelet showing our new design.  
FIG. 2 is a perspective view of the bracelet shown in condition of use.  
FIG. 3 is a top view thereof;  
FIG. 4 is a bottom view thereof;  
FIG. 5 is a side view thereof;  
FIG. 6 is an opposite view thereof.  
FIG. 7 is a front thereof; and,  
FIG. 8 is a rear view thereof.  
The broken line text and cross surface ornamentation in FIGS. 1 and 3 of the drawings represent unclaimed portions of the bracelet and form no part of the claimed design. The dashed lines in FIGS. 1-4 represent stitching.

**1 Claim, 2 Drawing Sheets**



# US D740,152 S

Page 2

---

(56)

## References Cited

### U.S. PATENT DOCUMENTS

D729,682 S *	5/2015	Daniel .....	D11/5
2004/0237367 A1 *	12/2004	Ali .....	40/633
2005/0166436 A1 *	8/2005	Girvin et al. ....	40/633
D728,406 S *	5/2015	Cerrato .....	D11/3

\* cited by examiner

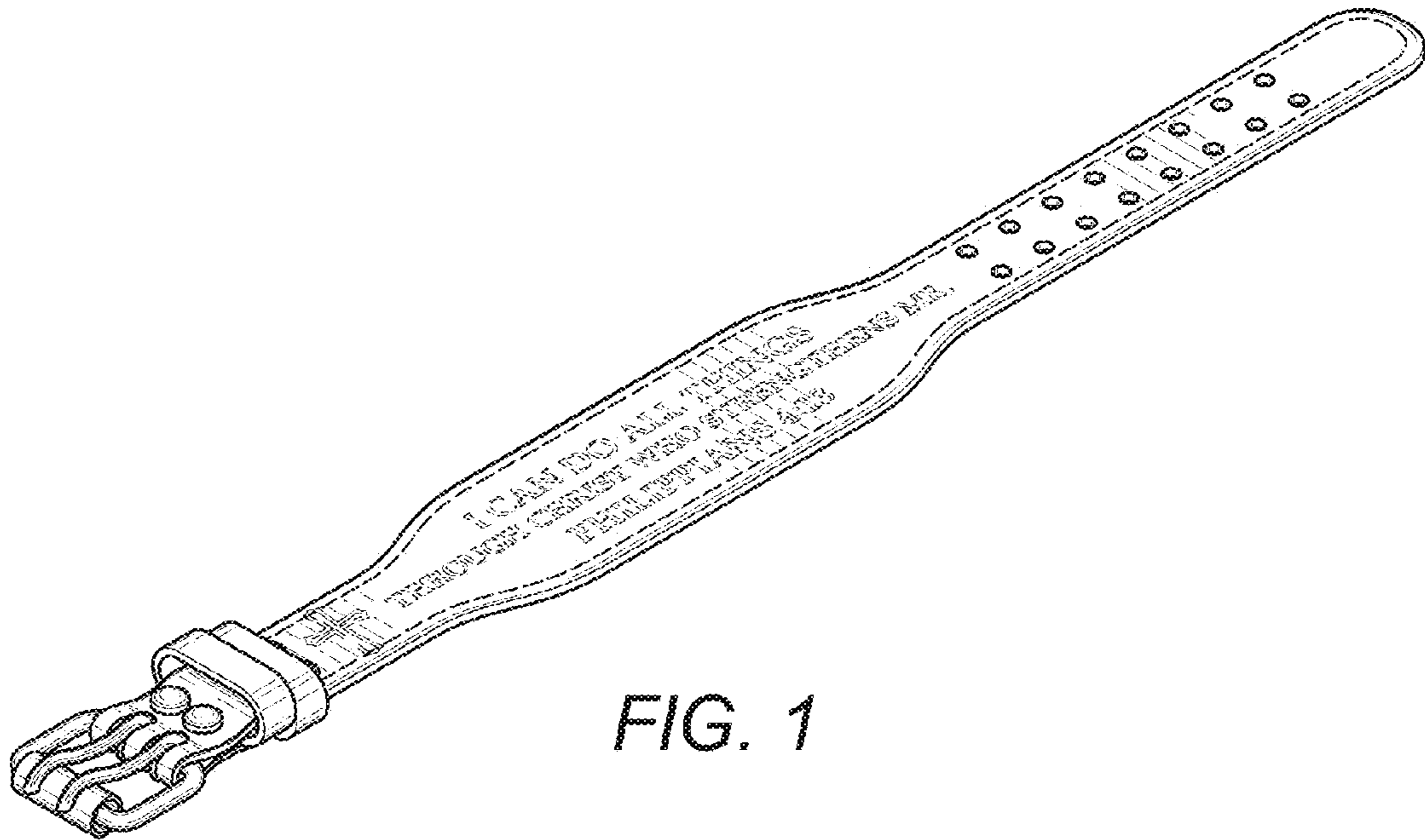


FIG. 1

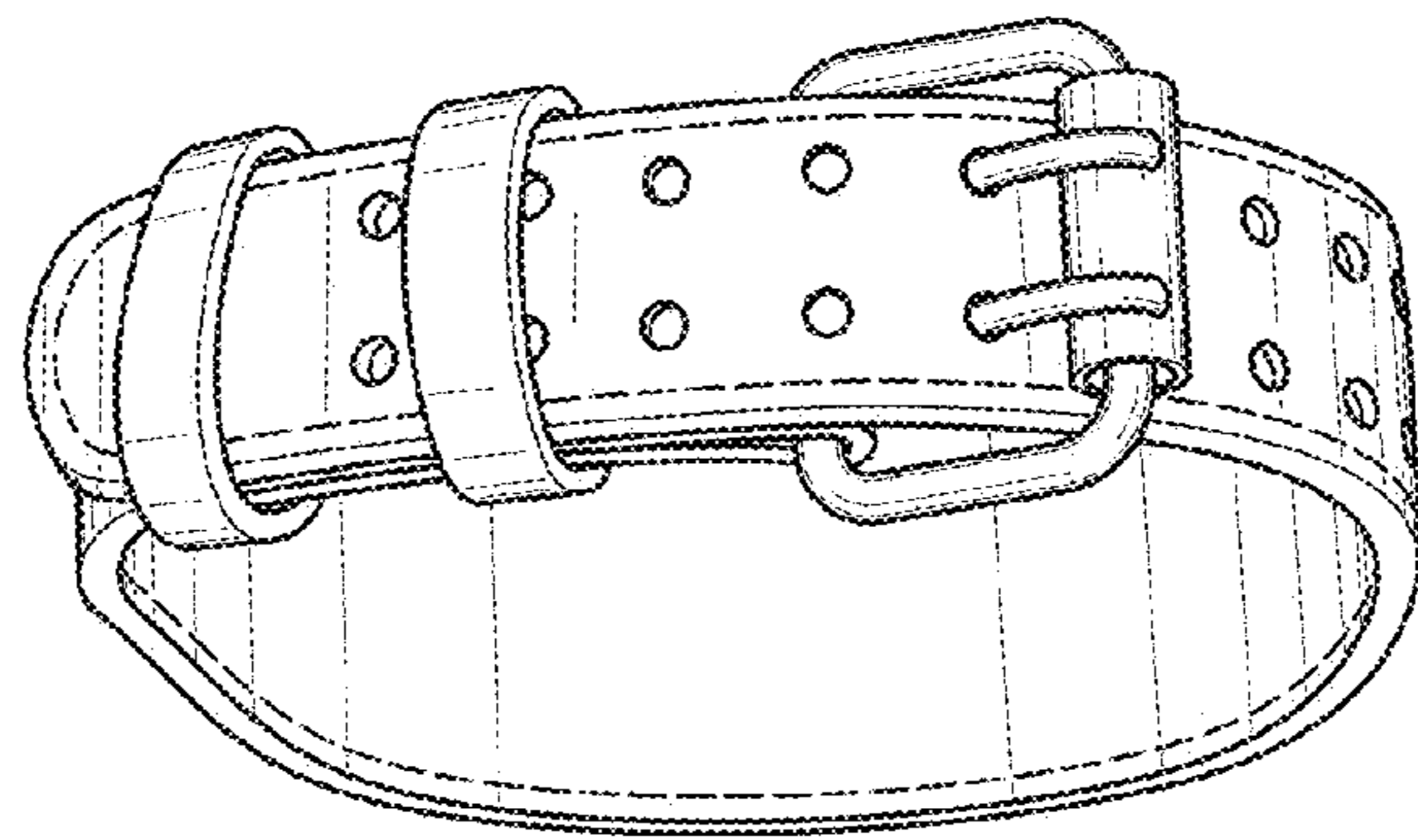


FIG. 2

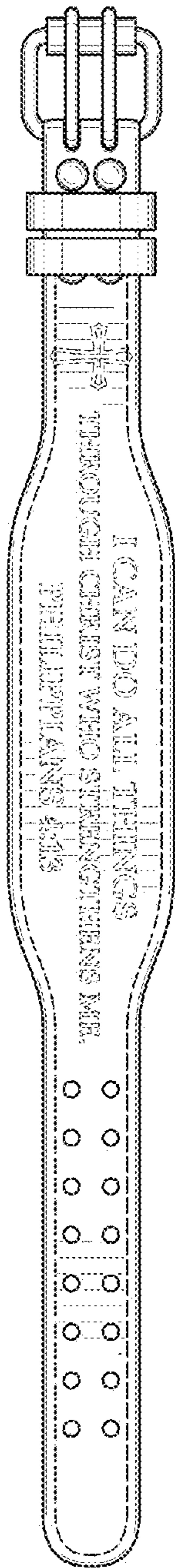


FIG. 3




FIG. 4




FIG. 5




FIG. 6




FIG. 7

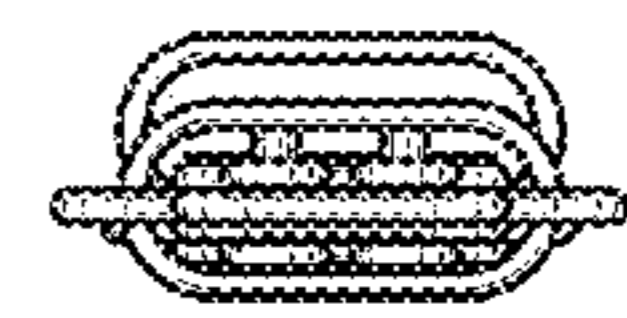


FIG. 8