



US00D740136S

(12) **United States Design Patent**
Henne et al.

(10) **Patent No.:** **US D740,136 S**

(45) **Date of Patent:** **** Oct. 6, 2015**

(54) **WATCH WITH DISPLAY**

(71) Applicant: **Garmin Switzerland GmbH**,
Schaffhausen (CH)

(72) Inventors: **Peter J. Henne**, Overland Park, KS
(US); **Christopher J. Hanshew**, Lenexa,
KS (US); **Todd P. Register**, Olathe, KS
(US); **David F. Lammers-Meis**, Olathe,
KS (US)

(73) Assignee: **Garmin Switzerland GmbH** (CH)

(**) Term: **14 Years**

(21) Appl. No.: **29/466,943**

(22) Filed: **Sep. 13, 2013**

(51) **LOC (10) Cl.** **10-02**

(52) **U.S. Cl.**
USPC **D10/30; D10/38**

(58) **Field of Classification Search**
USPC D10/30-39, 1-29, 122-132; D11/3;
D14/138 R, 344
CPC G04B 37/00; G04B 37/0008; G04C 3/00;
G04C 3/001; G04C 3/002; G04G 9/00;
G04G 9/0017; G04G 9/0058; G04G 9/04;
G04G 9/06; G04G 9/107; G04G 17/00;
G04G 17/005; G04G 17/08
See application file for complete search history.

(56) **References Cited**

U.S. PATENT DOCUMENTS

4,051,662 A	10/1977	O'Connor et al.	368/29
4,180,969 A	1/1980	Naito	368/21
D261,112 S	10/1981	Fukumura	D10/38
D261,113 S	10/1981	Fukumura	D10/39
D263,452 S	3/1982	Wada	D10/38

D265,295 S	7/1982	Wada	D10/38
D266,491 S	10/1982	Abe	D10/39
4,398,834 A	8/1983	Wakai	368/223
D285,422 S *	9/1986	Grimes	D11/4
D303,769 S	10/1989	Ando	D10/38
D331,020 S	11/1992	Ishii et al.	D10/31
D331,021 S	11/1992	Ishii et al.	D10/31
D349,257 S *	8/1994	Polenberg	D11/3
D355,610 S	2/1995	Sugita	D10/31

(Continued)

OTHER PUBLICATIONS

U.S. Appl. No. 29/299,704 entitled Watch Device, filed Jan. 2, 2008.
(Continued)

Primary Examiner — Martie K Holtje

(74) *Attorney, Agent, or Firm* — Samuel M. Korte;
Mohammad M. Ali

(57) **CLAIM**

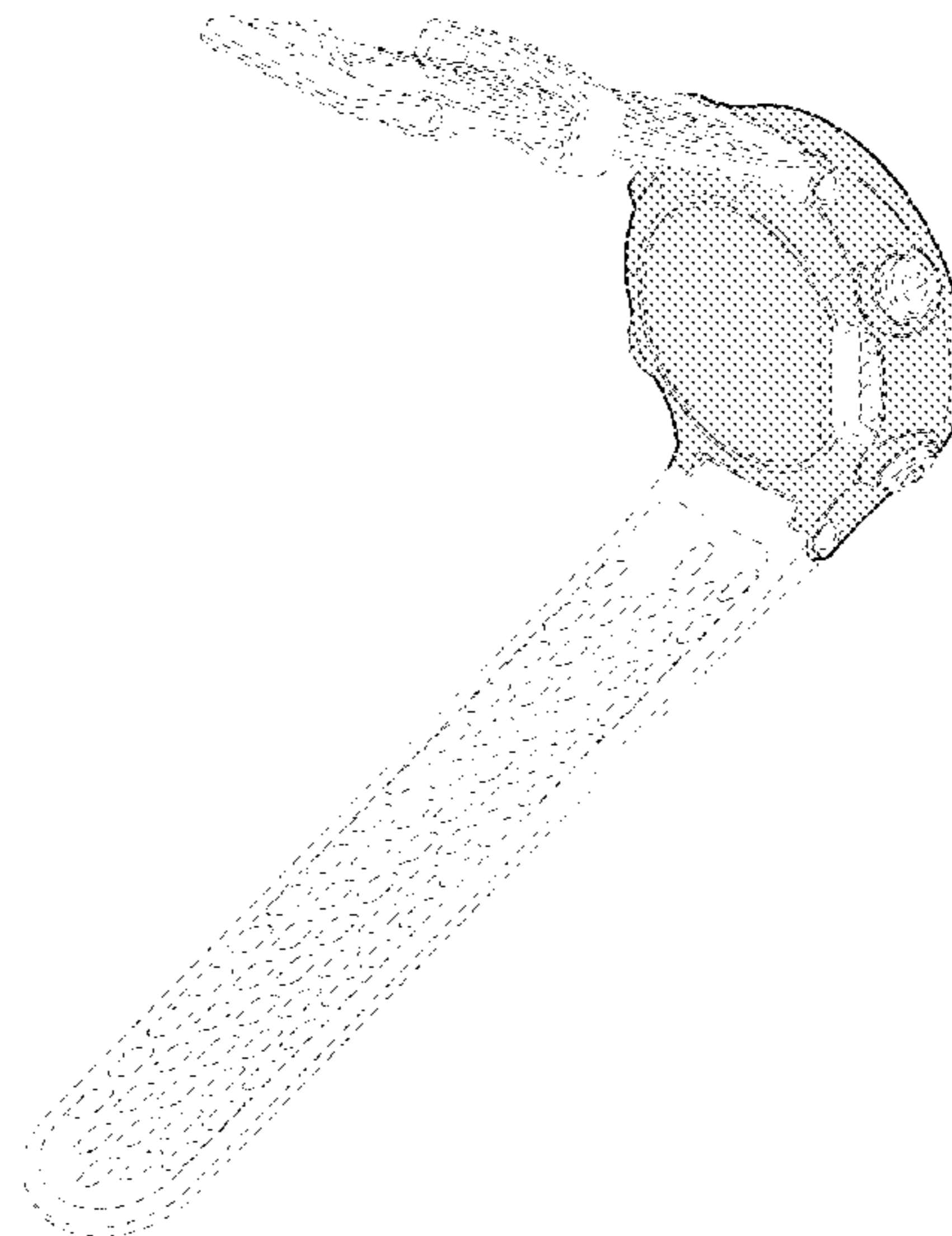
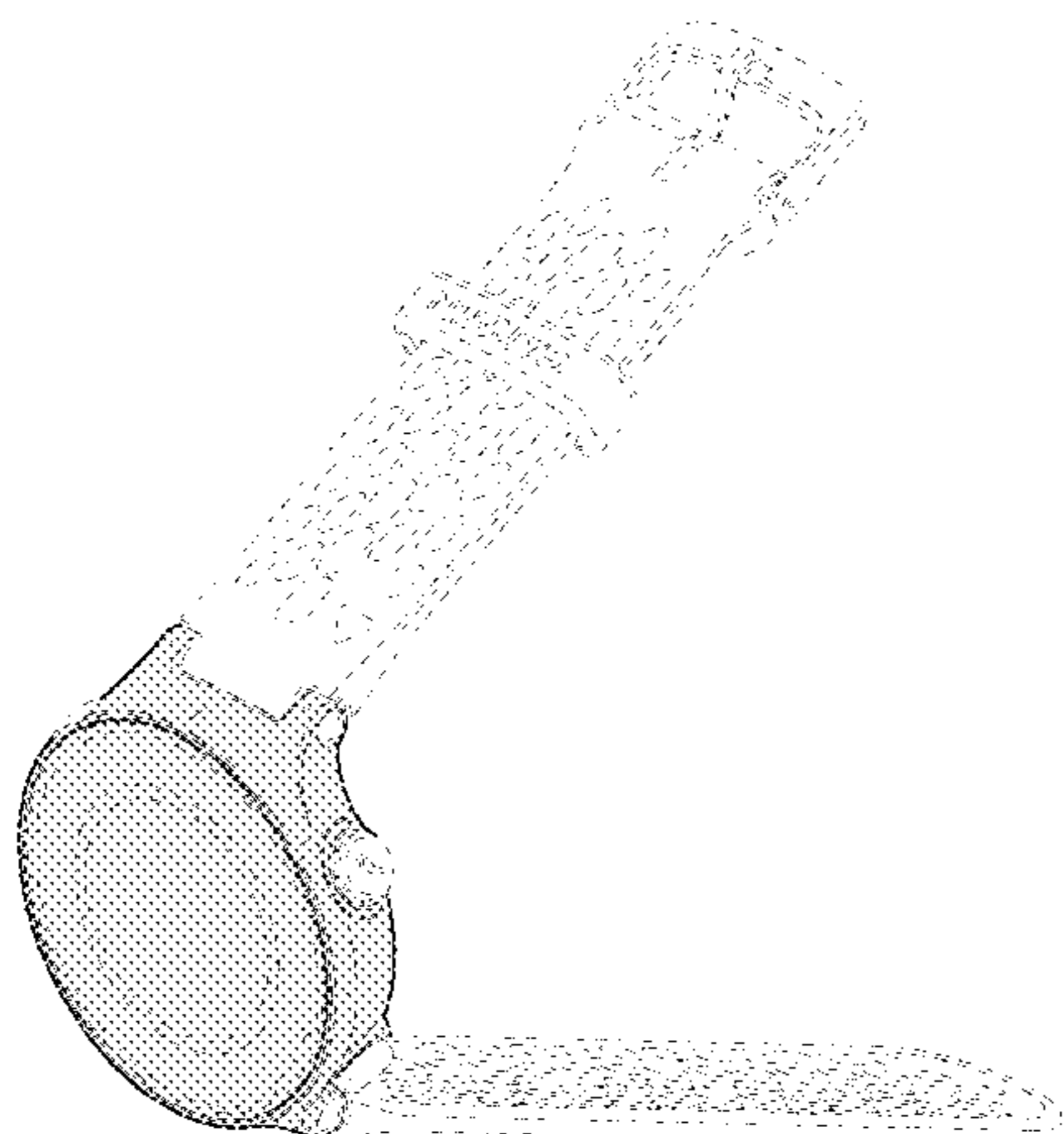
The ornamental design for a watch with display, as shown and described.

DESCRIPTION

FIG. 1 is a front perspective view of a watch with display according to the present invention;
FIG. 2 is a rear perspective view of the watch with display;
FIG. 3 is a top view of the watch with display;
FIG. 4 is a left side view of the watch with display;
FIG. 5 is a right side view of the watch with display;
FIG. 6 is a bottom view of the watch with display;
FIG. 7 is a front view of the watch with display; and,
FIG. 8 is a rear view of the watch with display.

The structural features depicted by broken lines in the drawing have been shown for the purpose of illustrating portions of the watch with display that form no part of the claimed design.

1 Claim, 4 Drawing Sheets



(56)

References Cited

U.S. PATENT DOCUMENTS

D363,234 S 10/1995 Morishima et al. D10/38
 D370,639 S 6/1996 Morishima et al. D10/38
 D390,789 S 2/1998 Sugita et al. D10/30
 5,974,000 A * 10/1999 Pfeil 368/10
 D452,008 S 12/2001 Komulainen D24/167
 D508,038 S * 8/2005 Bonadei D14/138 R
 D509,150 S * 9/2005 Bodino D10/32
 D527,657 S 9/2006 Wilcox et al. D10/38
 D549,602 S 8/2007 Oberrieder et al. D10/65
 D550,105 S 9/2007 Oberrieder et al. D10/65
 D551,094 S 9/2007 Yan D10/32
 D560,520 S 1/2008 Oberrieder et al. D10/65
 7,398,151 B1 7/2008 Burrell et al. 701/200

D596,510 S 7/2009 Register et al. D10/38
 D602,386 S * 10/2009 Ueda et al. D10/98
 D610,992 S 3/2010 Fahrendorff et al. D10/32
 D660,726 S 5/2012 Register et al. D10/38
 D661,206 S * 6/2012 Register et al. D10/38
 2003/0103413 A1 * 6/2003 Jacobi et al. 368/10
 2004/0081025 A1 * 4/2004 Chen 368/10
 2006/0211410 A1 * 9/2006 Deniau et al. 455/412.1
 2012/0099406 A1 * 4/2012 Lau et al. 368/69
 2013/0088942 A1 * 4/2013 Perko et al. 368/278
 2013/0242709 A1 * 9/2013 Chan 368/10

OTHER PUBLICATIONS

U.S. Appl. No. 29/417,510 entitled Watch Device, filed Apr. 4, 2012.

* cited by examiner

Fig. 1

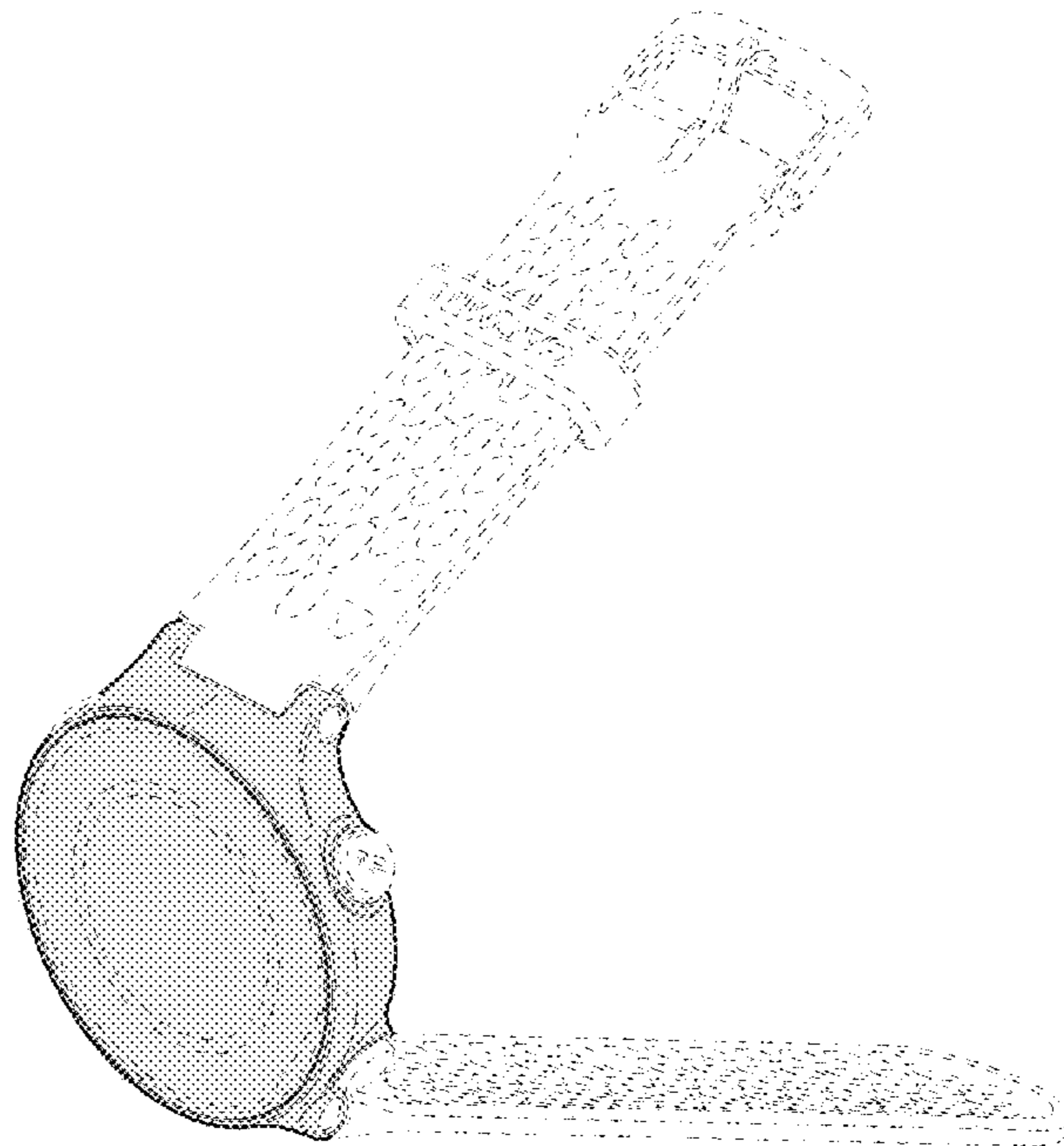
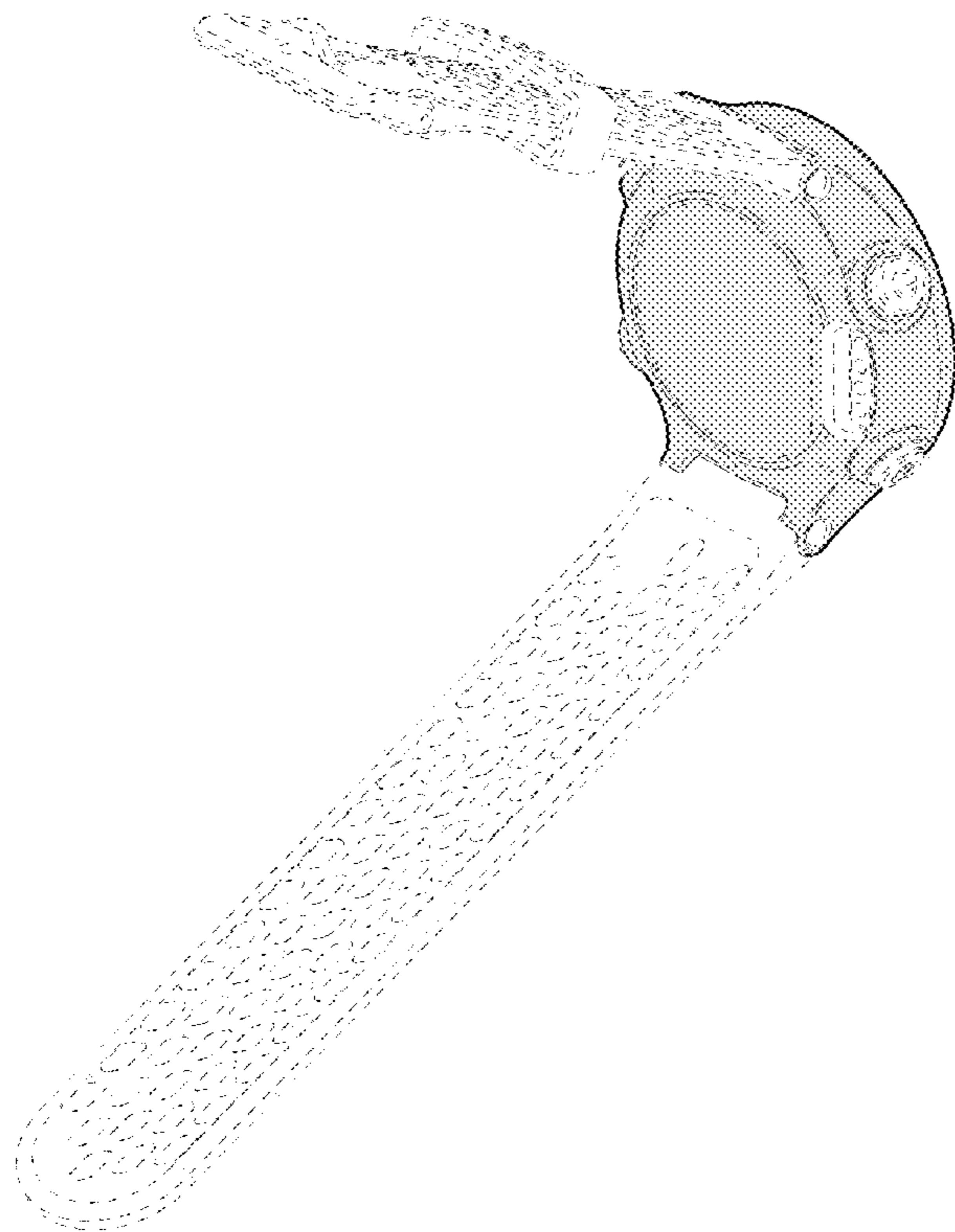


Fig. 2



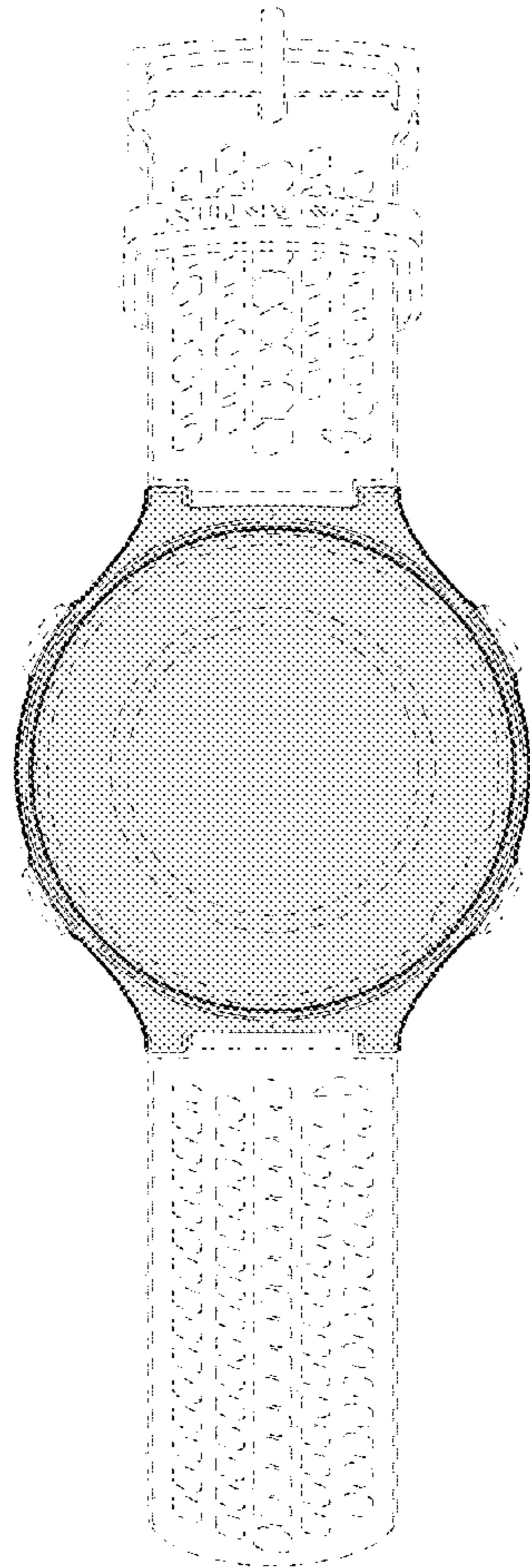


Fig. 3

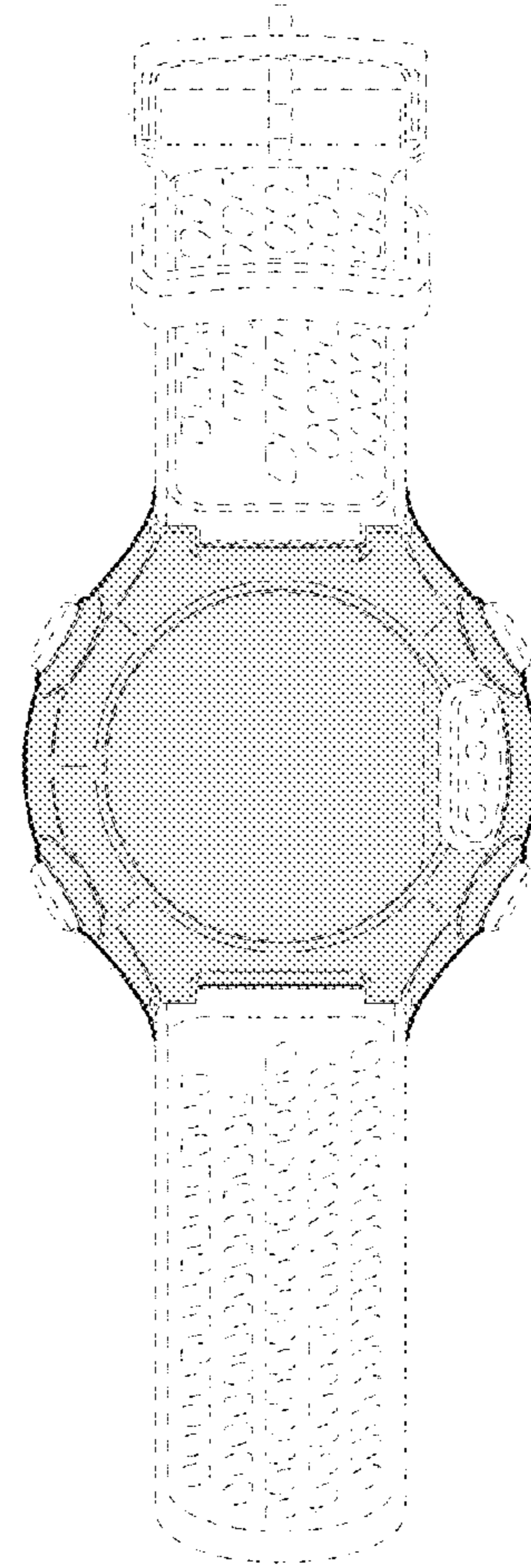


Fig. 4

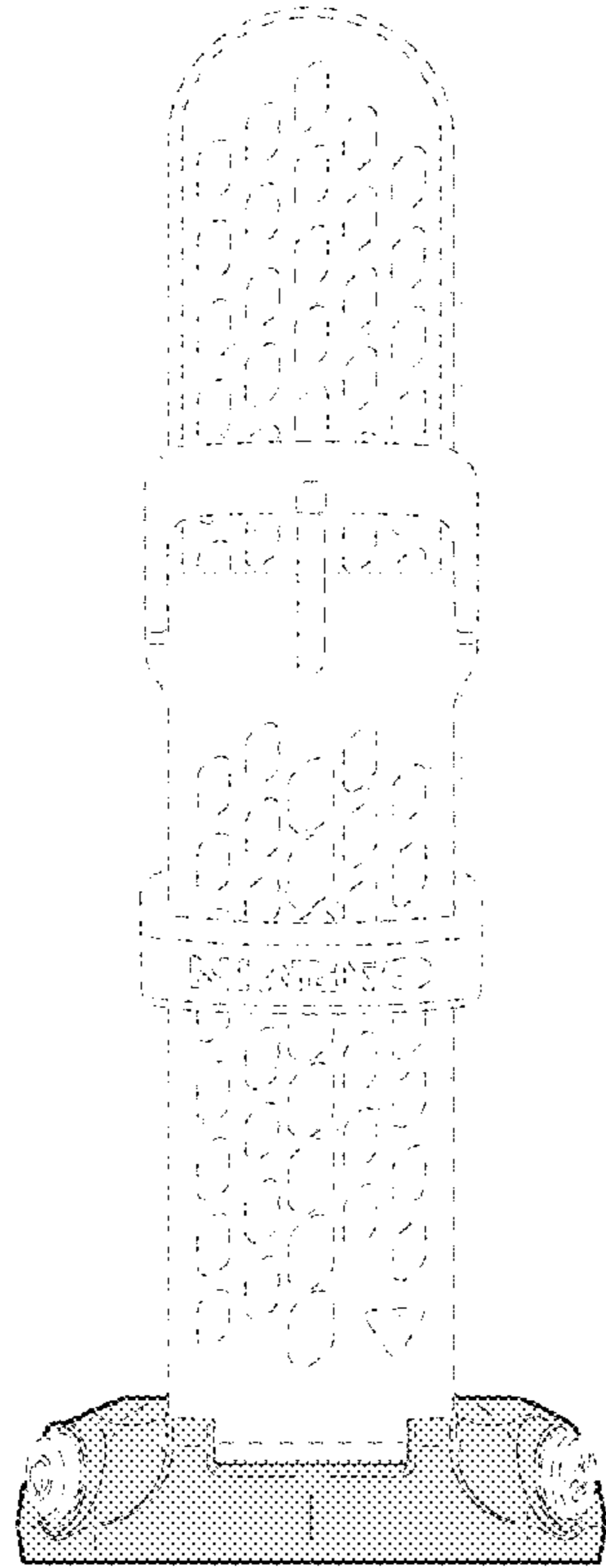


Fig. 5

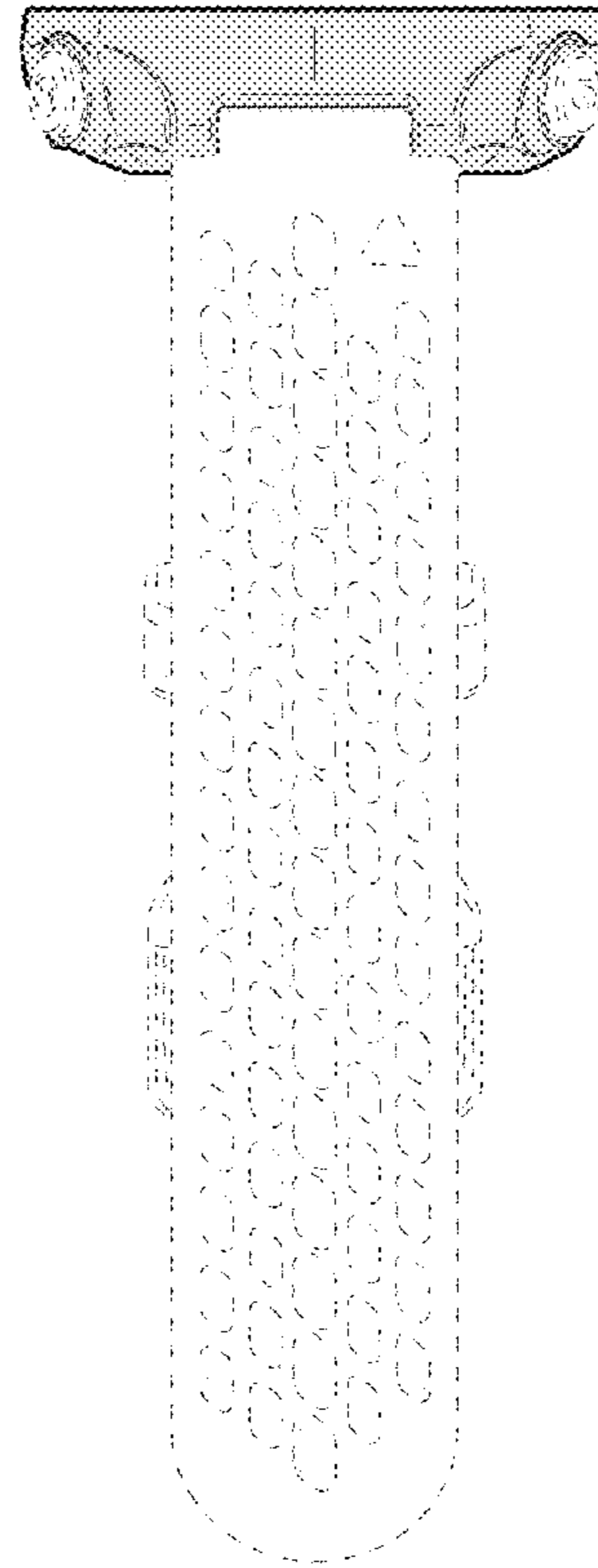


Fig. 6

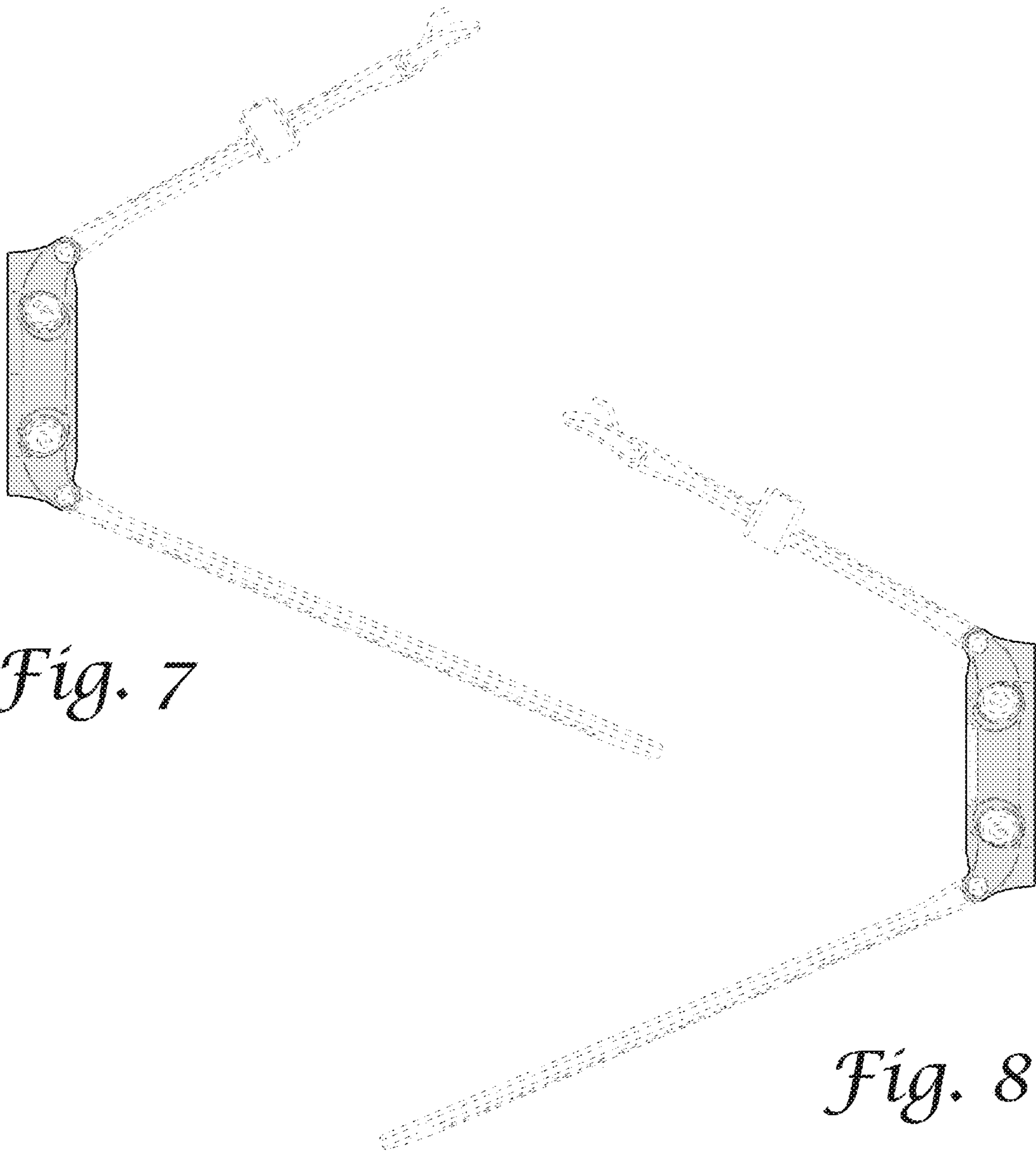


Fig. 7

Fig. 8