



US00D740130S

(12) **United States Design Patent**
Martin et al.

(10) **Patent No.:** **US D740,130 S**
(45) **Date of Patent:** **** Oct. 6, 2015**

(54) **BOTTLE**

(56) **References Cited**

(71) Applicant: **Ardagh Group**, Muncie, IN (US)
(72) Inventors: **Steven W. Martin**, Ridgeville, IN (US);
Mark A. Repko, Indianapolis, IN (US)
(73) Assignee: **Ardagh Glass Inc.**, Muncie, IN (US)
(**) Term: **14 Years**

U.S. PATENT DOCUMENTS
D166,542 S 4/1952 Kunett
4,164,284 A 8/1979 Witt et al.
D319,008 S 8/1991 Leon
D324,330 S 3/1992 Feletto
D354,417 S 1/1995 Rigsby
D391,155 S 2/1998 Edson et al.
D411,422 S 6/1999 Juhlin et al.
D419,058 S 1/2000 Roth et al.
D422,208 S 4/2000 Brose

(21) Appl. No.: **29/498,139**
(22) Filed: **Jul. 31, 2014**

(Continued)
Primary Examiner — Sandra Morris
(74) *Attorney, Agent, or Firm* — John V. Daniluck; Bingham
Greenebaum Doll LLP

Related U.S. Application Data

(63) Continuation of application No. 29/448,835, filed on
Mar. 14, 2013, now Pat. No. Des. 710,711.

(51) **LOC (10) Cl.** **09-01**

(52) **U.S. Cl.**
USPC **D9/668**

(58) **Field of Classification Search**
USPC D3/270, 271.1–271.4; D7/514–520,
D7/599, 604, 613, 619.2, 623, 628, 901;
D9/667–668, 500, 502–505, 516,
D9/537–545, 548, 549–550, 556–558,
D9/563–564; 206/457, 459.5, 527;
215/387–388, 381–384, 400; 220/890
CPC B65D 5/4258; B65D 81/60; B65D 81/365;
B65D 81/366; B65D 81/368; B65D 2203/00;
B65D 2203/02

See application file for complete search history.

(57) **CLAIM**
The ornamental design for a bottle, as shown and described.

DESCRIPTION

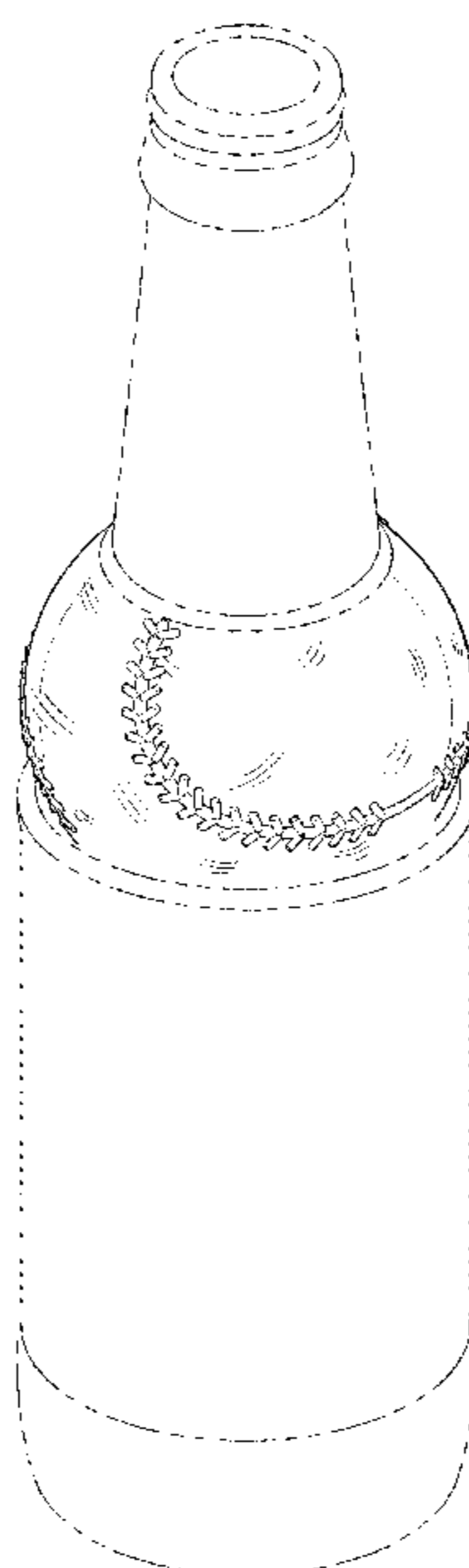
FIG. 1 is a top, front, left side perspective view of a bottle showing my new design, with portions of the rounded shoulders being transparent, the broken lines forming no part of the claimed design;

FIG. 2 is a front elevational view of the bottle of FIG. 1; FIG. 3 is a left side elevational view of the bottle of FIG. 1; FIG. 4 is a right side elevational view of the bottle of FIG. 1; FIG. 5 is a top plan view of the bottle of FIG. 1; and FIG. 6 is a rear elevational view of the bottle of FIG. 1.

FIG. 7 is a top, front, left side perspective view of a bottle showing my new design, with portions of the rounded shoulders not being transparent, the broken lines forming no part of the claimed design;

FIG. 8 is a front elevational view of the bottle of FIG. 7; FIG. 9 is a left side elevational view of the bottle of FIG. 7; FIG. 10 is a right side elevational view of the bottle of FIG. 7; FIG. 11 is a top plan view of the bottle of FIG. 7; and, FIG. 12 is a rear elevational view of the bottle of FIG. 7.

1 Claim, 12 Drawing Sheets



(56)

References Cited

U.S. PATENT DOCUMENTS

D422,491 S	4/2000	Van Oldenborgh	D526,906 S	8/2006	Yorn et al.
D427,057 S	6/2000	Roth et al.	D540,692 S	4/2007	Yorn et al.
D427,514 S	7/2000	Roth et al.	D544,367 S	6/2007	Calderon-Bautista
D427,515 S	7/2000	Roth et al.	D547,200 S	7/2007	Bourne
D455,351 S	4/2002	Bailey	D585,293 S	1/2009	Honkawa
D456,706 S	5/2002	Rhodes et al.	D587,070 S	2/2009	Thompson
D459,984 S	7/2002	Davis	D601,851 S	10/2009	Lopez
D474,372 S	5/2003	Leon	D604,562 S	11/2009	Lopez
D475,892 S	6/2003	Andres et al.	D609,111 S	2/2010	Bentley et al.
D501,404 S	2/2005	Dalton et al.	D614,504 S	4/2010	Coat
D519,384 S	4/2006	Voss et al.	D619,904 S	7/2010	Ciucciomei
			D621,270 S	8/2010	Arnell
			D624,827 S	10/2010	Hartman
			D665,265 S	8/2012	Fonseca

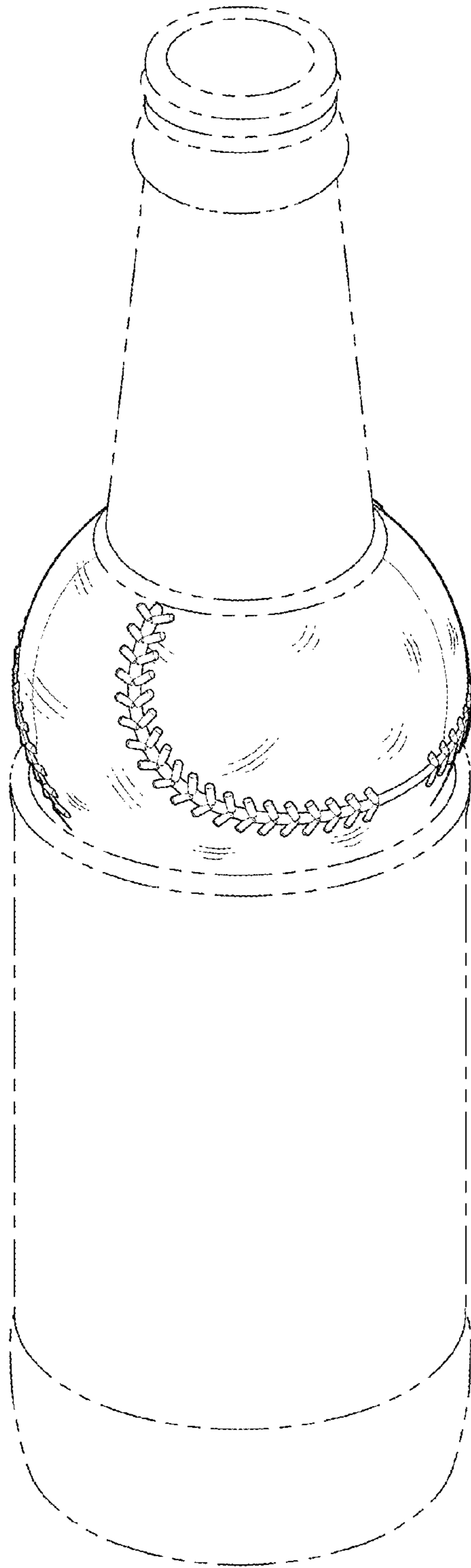


Fig. 1

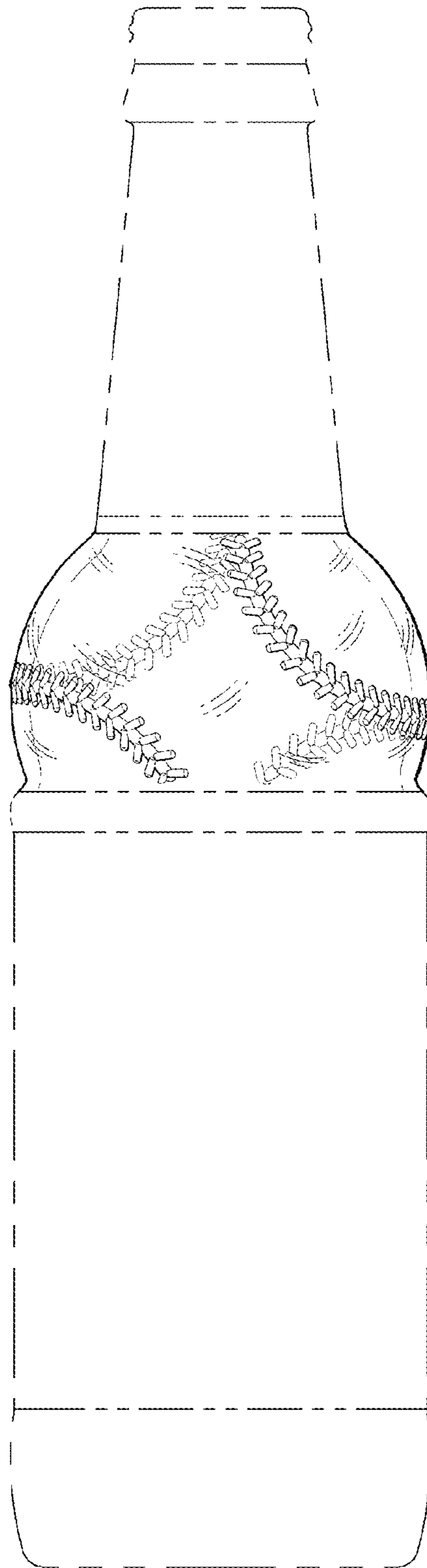


Fig. 2

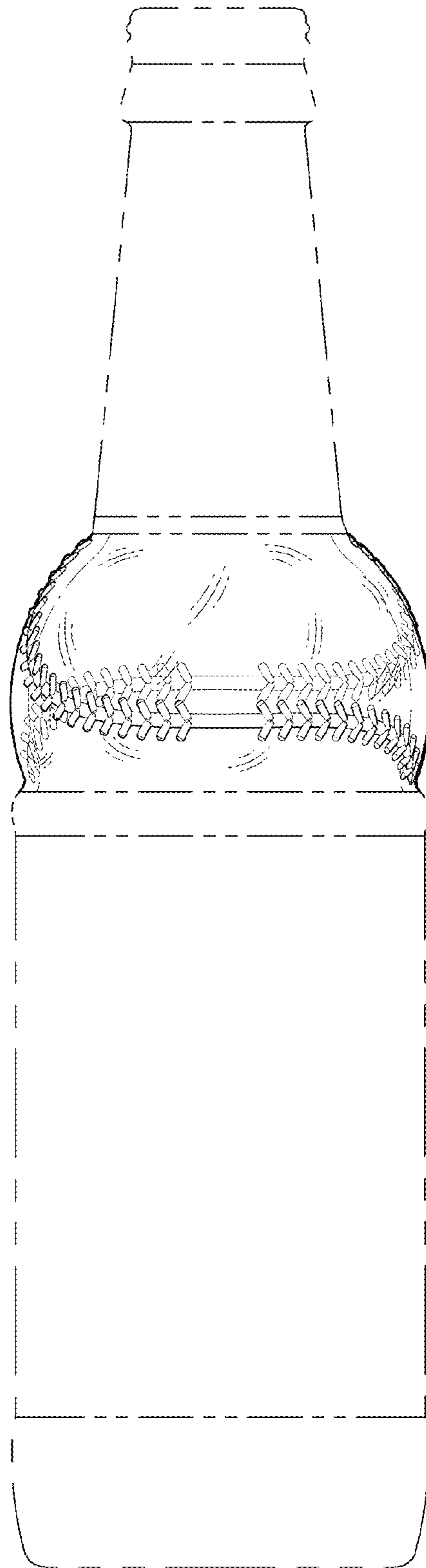


Fig. 3

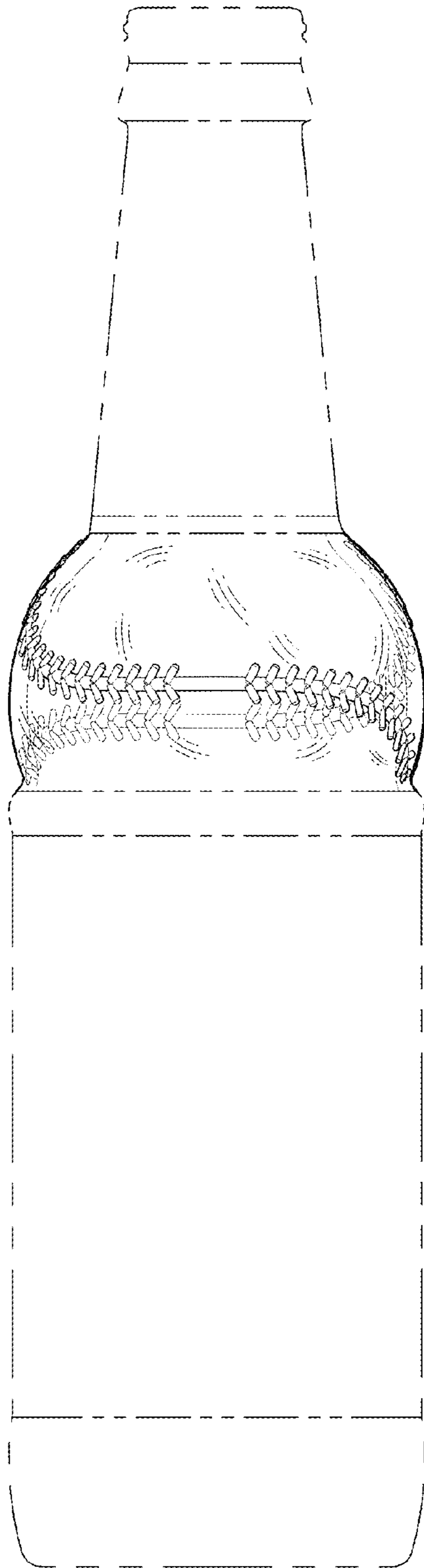


Fig. 4

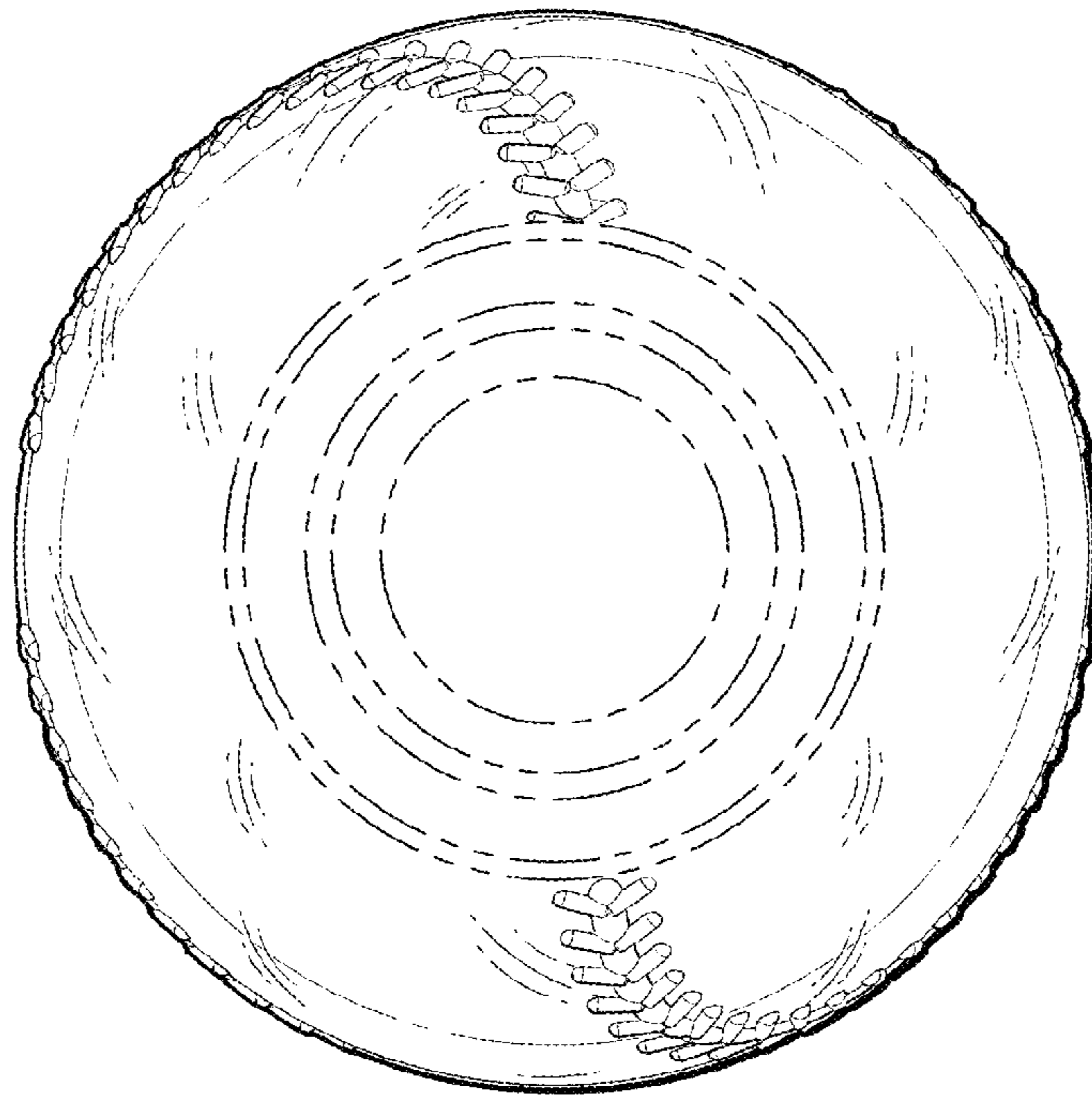


Fig. 5

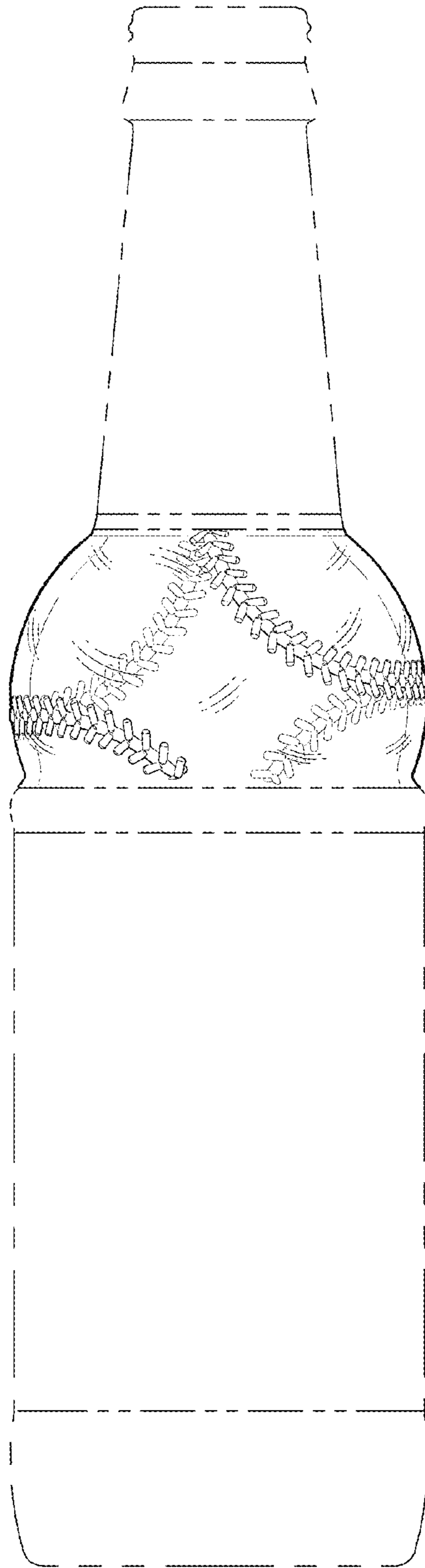


Fig. 6

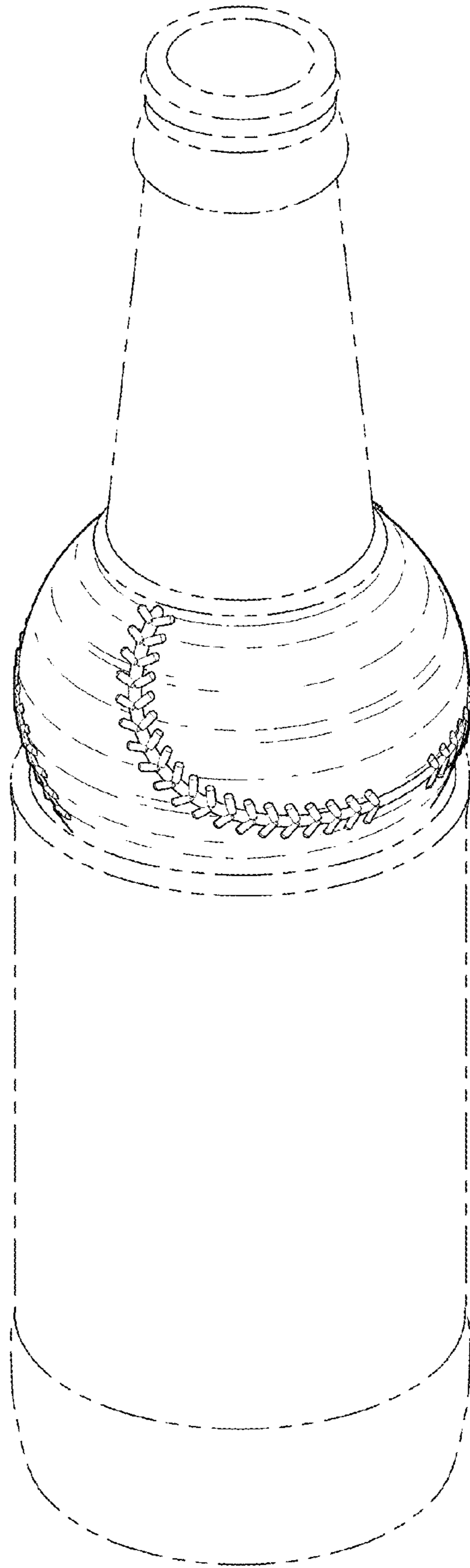


Fig. 7

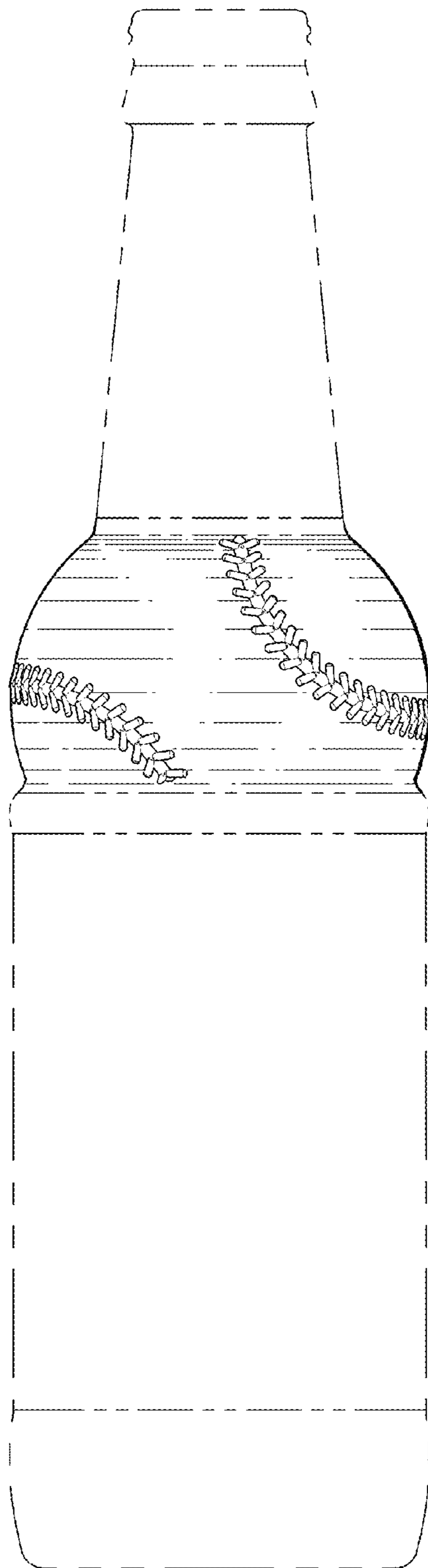


Fig. 8

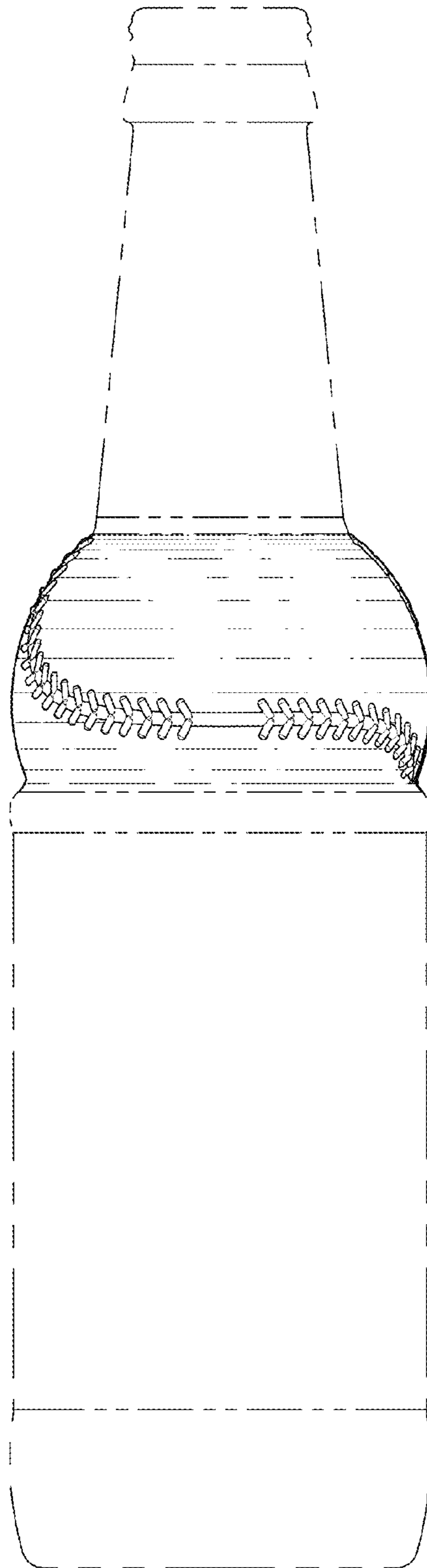


Fig. 9

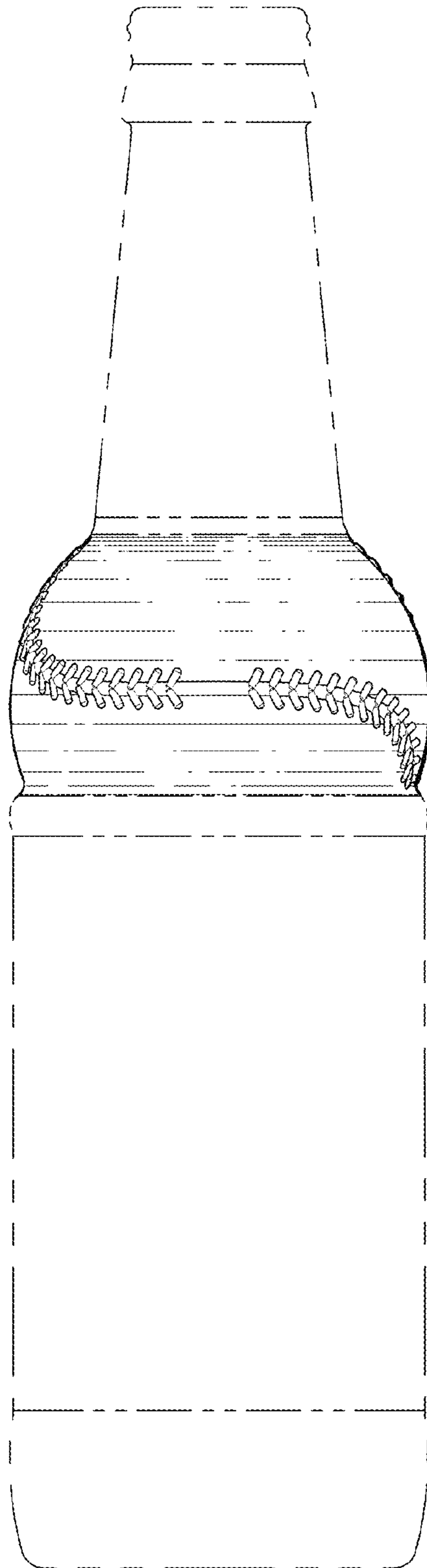


Fig. 10

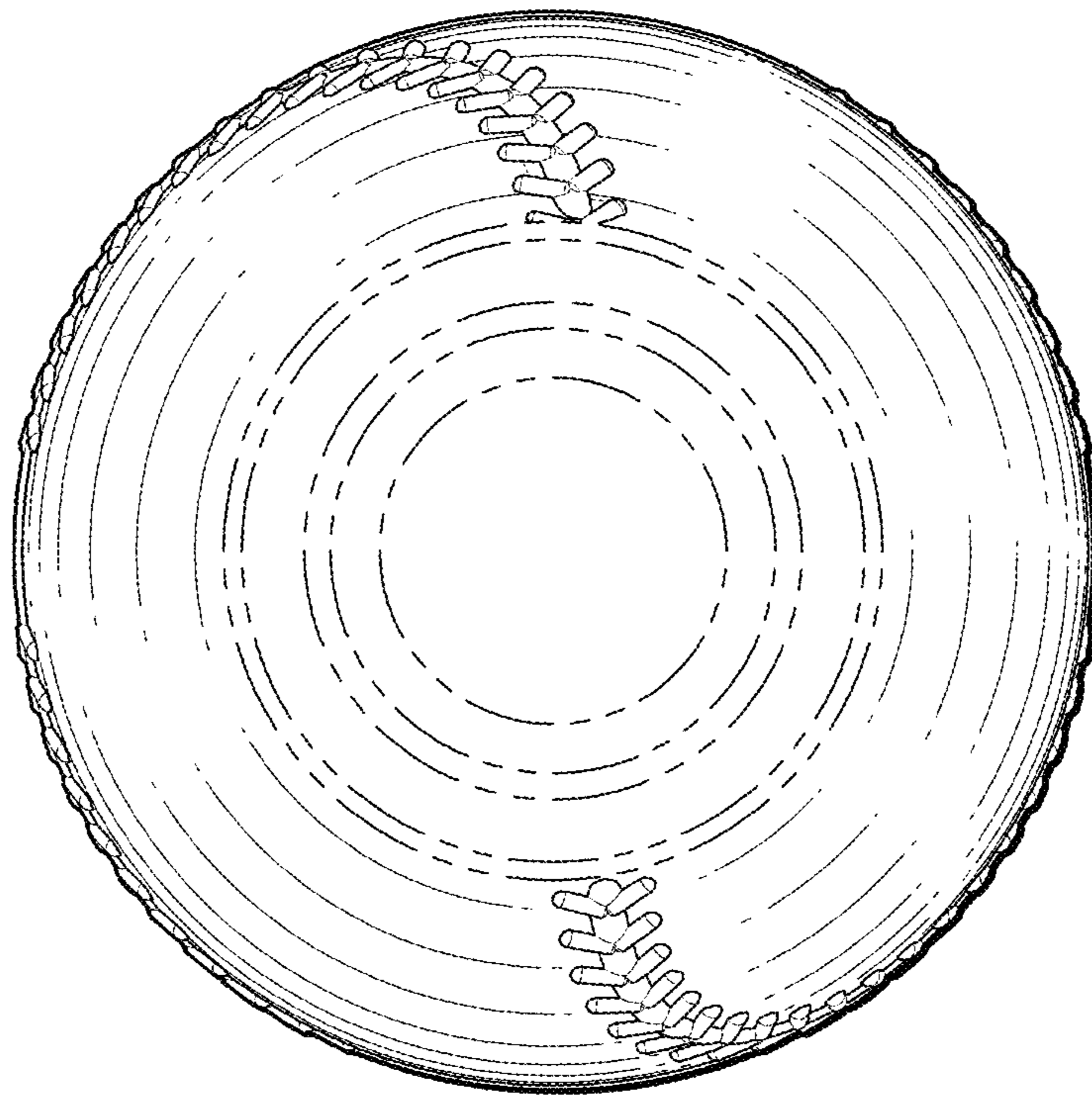


Fig. 11

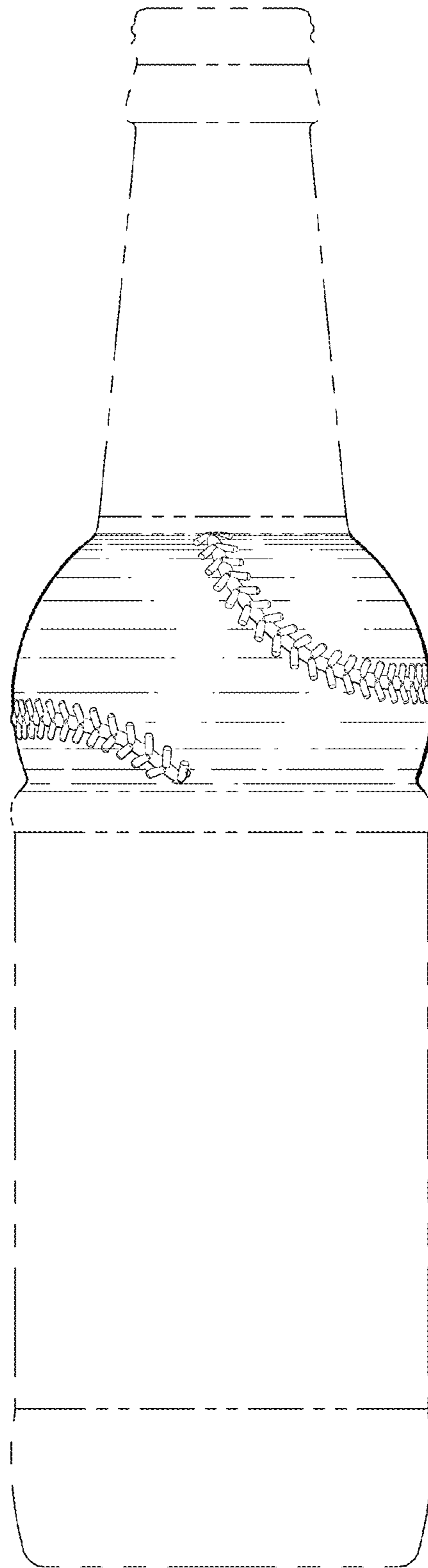


Fig. 12