



US00D740119S

(12) **United States Design Patent**
Smith

(10) **Patent No.:** **US D740,119 S**
(45) **Date of Patent:** **** Oct. 6, 2015**

(54) **BOTTLE**

FOREIGN PATENT DOCUMENTS

(71) Applicant: **Owens-Brockway Glass Container Inc.**, Perrysburg, OH (US)

EP 0027780 A1 4/1981
EP 0909711 A2 4/1999

(72) Inventor: **Roger P. Smith**, Perrysburg, OH (US)

(Continued)

(73) Assignee: **Owens-Brockway Glass Container Inc.**, Perrysburg, OH (US)

Primary Examiner — Dana L Meyrow

(**) Term: **14 Years**

(57) **CLAIM**

(21) Appl. No.: **29/471,496**

I claim the ornamental design for a bottle, as shown and described.

(22) Filed: **Nov. 1, 2013**

DESCRIPTION

Related U.S. Application Data

(62) Division of application No. 29/404,900, filed on Oct. 26, 2011, now Pat. No. Des. 696,115.

(51) **LOC (10) Cl.** **09-01**

(52) **U.S. Cl.**
USPC **D9/500; D9/552**

(58) **Field of Classification Search**

USPC D9/500–505, 516, 544–546, 549, 552, D9/554–555, 558, 715–716, 719; D7/300, D7/300.1, 598; 215/40, 42, 379, 381–382; 220/660, 662, 669–670, 672, 675
CPC B65D 1/00; B65D 1/02; B65D 1/0223; B65D 21/023; B65D 21/40; B65D 21/44; B65D 23/00; B65D 2501/00; B65D 2501/0009
See application file for complete search history.

FIG. 1 is a perspective view of the bottle in accordance with my new design.

FIG. 2 is a top plan view of the bottle in FIG. 1, the bottom of the bottle forming no part of the claimed design.

FIG. 3 is a front elevational view of the bottle in FIGS. 1 and 2.

FIG. 4 is a rear elevational view of the bottle in FIGS. 1-3.

FIG. 5 is a side elevational view of the bottle in FIGS. 1-4, being taken from the left in FIG. 3; and,

FIG. 6 is a side elevational view of the bottle in FIGS. 1-5, being taken from the right in FIG. 3.

The claimed portion of the drawings includes the outside sidewall and the spiraling projections on the inside surface of the bottle. The dash-dash-dash broken lines in the drawings illustrate the portions of the bottle that form no part of the claim. The dash-dash-dash broken line showing of the portion of the inside sidewall surface above, below and between the projections on the inside of the bottle sidewall is not included in the claimed design.

Dash-dot-dash broken lines shown in the drawings represent boundaries of the claimed design and are not part of the claimed design.


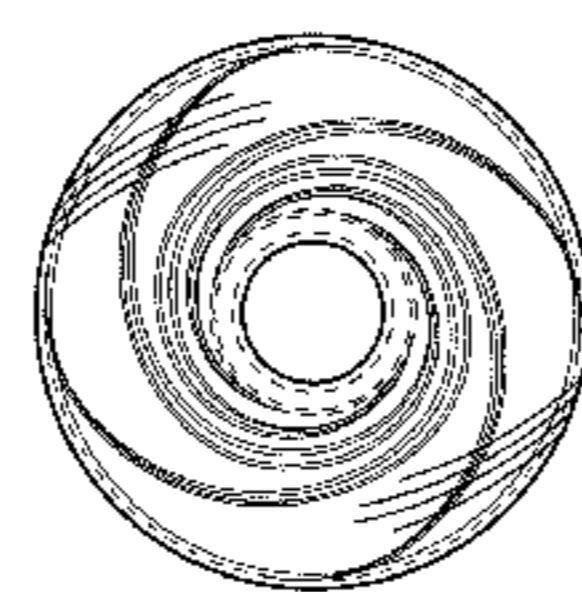
(56) **References Cited**

U.S. PATENT DOCUMENTS

114,775 A 5/1871 Davison
759,889 A 5/1904 Howells, Sr.
3,468,648 A 9/1969 Nowak
3,792,988 A 2/1974 Nowak et al.

(Continued)

1 Claim, 3 Drawing Sheets



(56)

References Cited

U.S. PATENT DOCUMENTS

4,105,428 A 8/1978 Adams
 D419,890 S 2/2000 Nosella
 D428,818 S 8/2000 Waitzenegger
 D434,662 S 12/2000 Colonna
 D434,985 S 12/2000 Colonna
 D438,789 S 3/2001 Choe et al.
 D449,531 S 10/2001 Cooley
 D526,903 S 8/2006 Duranthon
 D543,846 S 6/2007 Kitamura et al.
 D546,123 S 7/2007 Yelland
 D548,085 S 8/2007 Paalma et al.
 D550,082 S 9/2007 Ng et al.
 D561,039 S 2/2008 Del Bon
 D573,023 S 7/2008 Pivert
 D577,598 S 9/2008 Darr et al.
 D617,200 S * 6/2010 Goldburt D9/540
 D619,013 S 7/2010 Potts
 D622,601 S 8/2010 Potts
 D622,602 S 8/2010 Potts
 D639,668 S 6/2011 Niikura et al.
 D658,999 S 5/2012 Lonsway et al.
 8,333,287 B2 * 12/2012 Lonsway et al. 215/40

D675,098 S * 1/2013 Gonzalez Rodriguez D9/500
 D691,475 S * 10/2013 Potts D9/500
 D696,115 S * 12/2013 Smith D9/500
 D704,063 S * 5/2014 Lonsway et al. D9/516
 D704,064 S * 5/2014 Lonsway et al. D9/516
 D704,560 S * 5/2014 Lonsway et al. D9/516
 D706,635 S * 6/2014 Lonsway et al. D9/516
 D707,560 S * 6/2014 Wallace et al. D9/500
 D717,171 S * 11/2014 Delacourt et al. D9/516
 D723,923 S * 3/2015 Smith D9/500
 D724,947 S * 3/2015 Smith D9/500
 2009/0084799 A1 4/2009 Mondon
 2010/0264107 A1 10/2010 Lonsway et al.
 2010/0270260 A1 10/2010 Jung
 2014/0158659 A1 * 6/2014 Paredes 215/43

FOREIGN PATENT DOCUMENTS

FR 2795714 1/2001
 FR 2881421 8/2006
 JP 360145918 A 8/1985
 JP 2001-322161 11/2001
 JP 2007-8536 1/2007
 KR 20-2001-0027665 12/2001

* cited by examiner

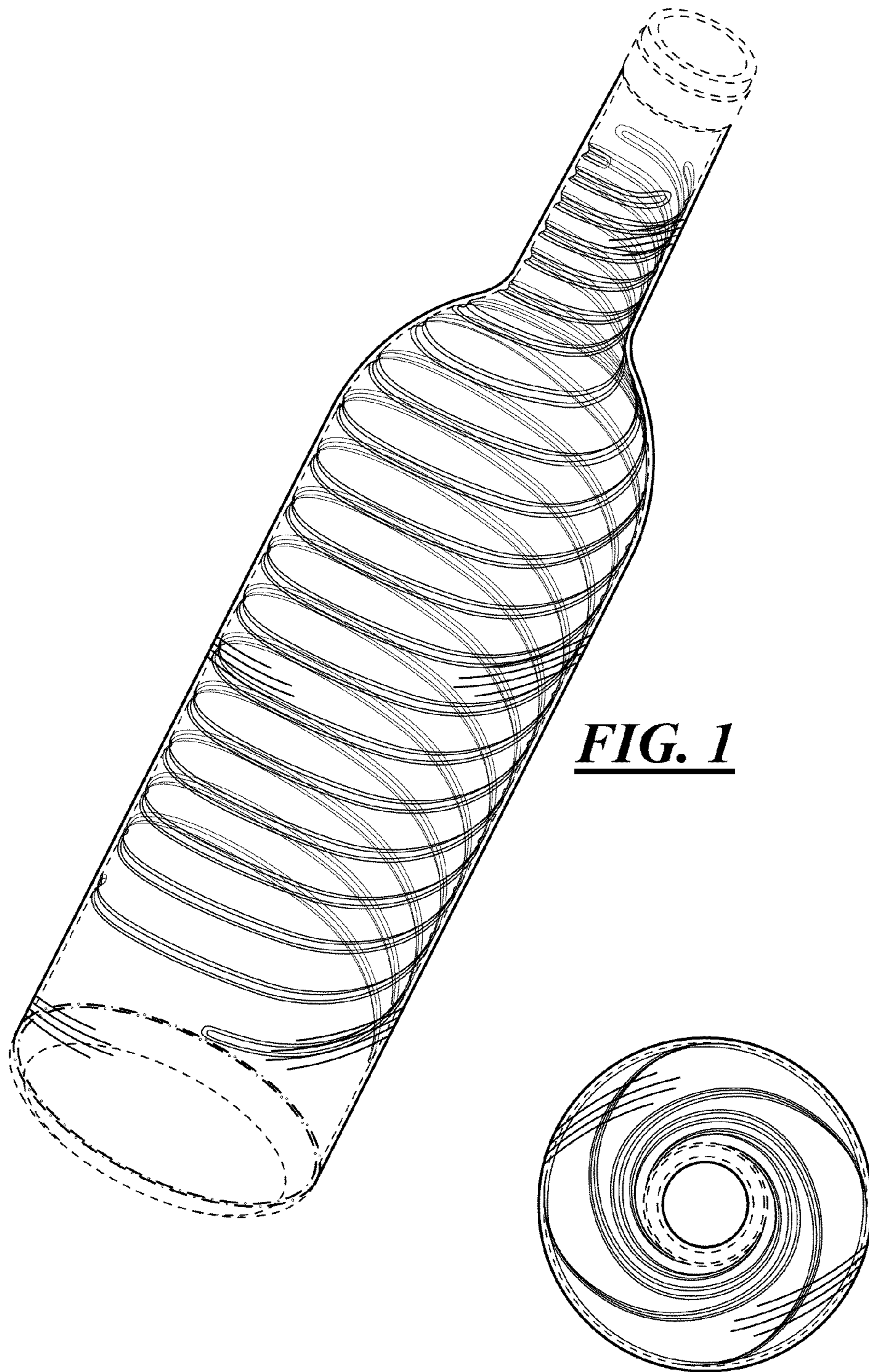


FIG. 1

FIG. 2

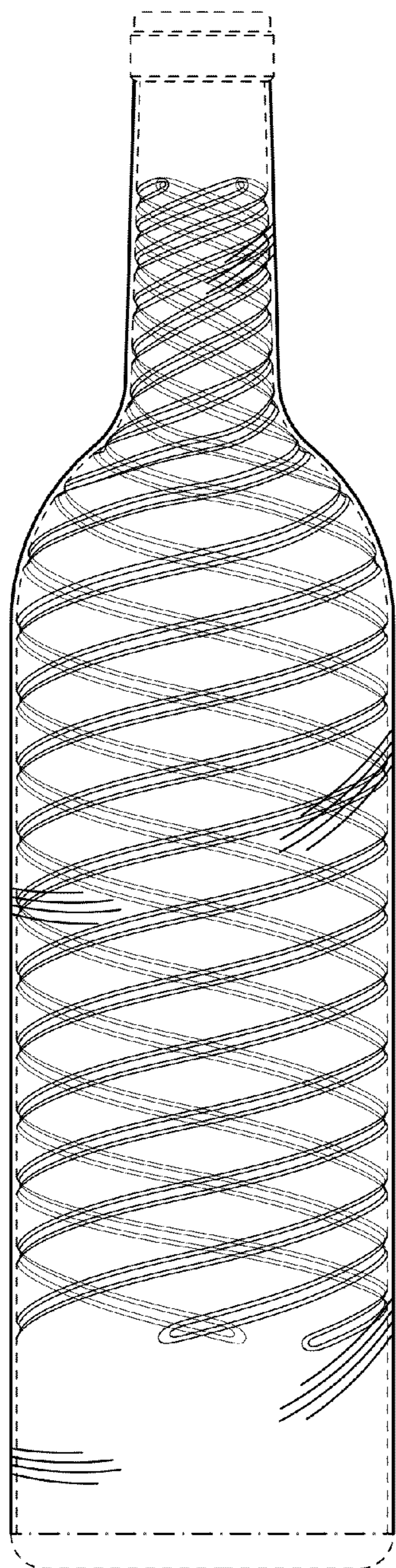


FIG. 3

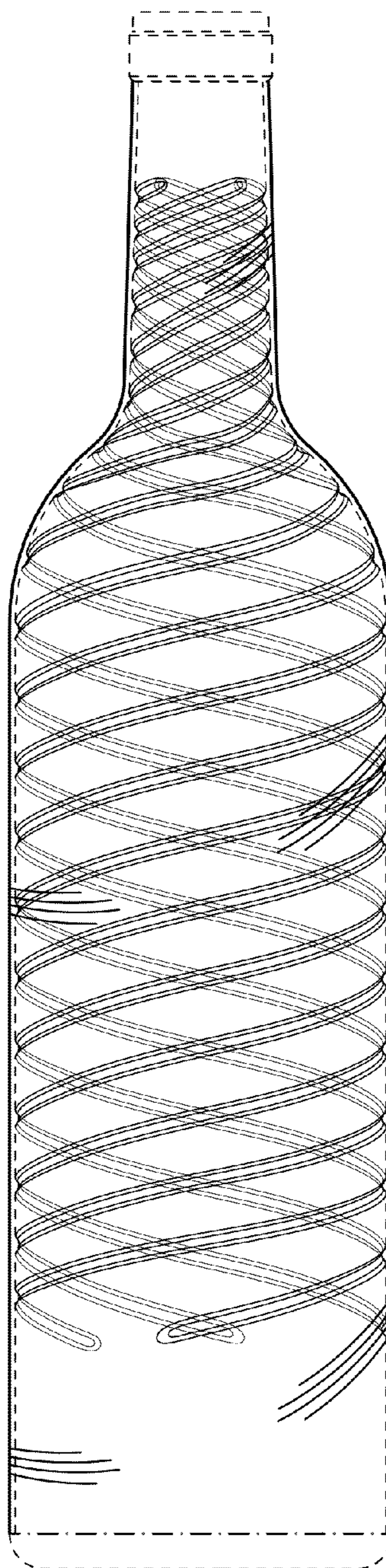


FIG. 4

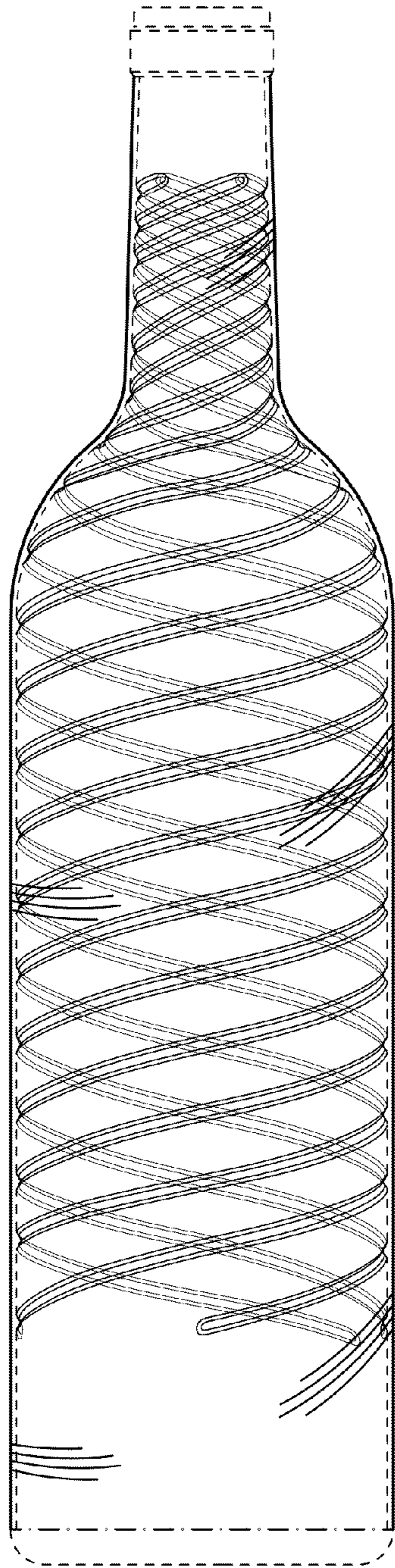


FIG. 5

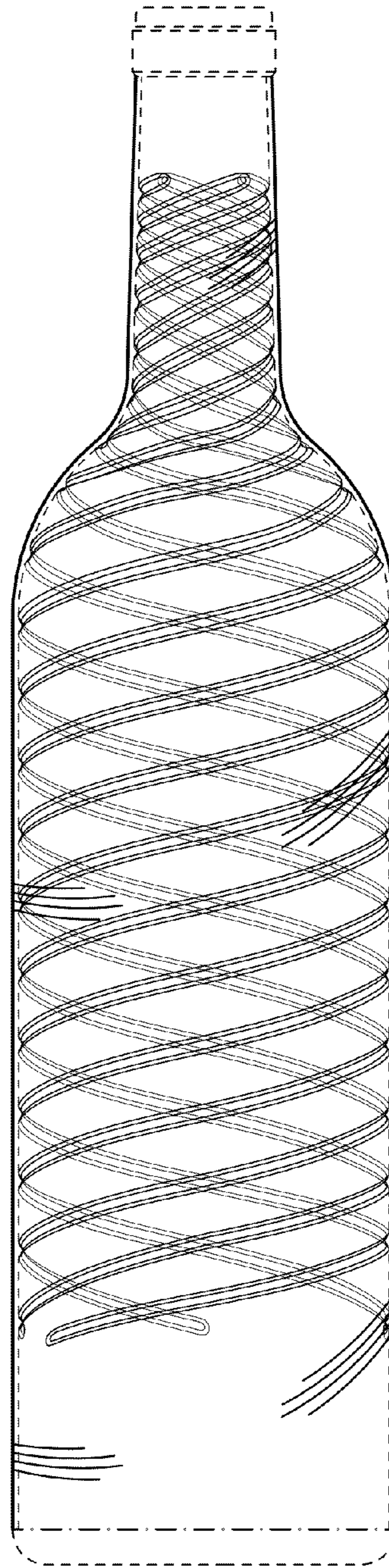


FIG. 6