



US00D740094S

(12) **United States Design Patent**
Corredor-Londoño

(10) **Patent No.:** **US D740,094 S**

(45) **Date of Patent:** **** Oct. 6, 2015**

(54) **BOTTLE OPENER**

(71) Applicant: **Pablo Enrique Corredor-Londoño**,
Coral Gables, FL (US)

(72) Inventor: **Pablo Enrique Corredor-Londoño**,
Coral Gables, FL (US)

(**) Term: **14 Years**

(21) Appl. No.: **29/515,887**

(22) Filed: **Jan. 28, 2015**

(51) **LOC (10) Cl.** **07-99**

(52) **U.S. Cl.**
USPC **D8/40**

(58) **Field of Classification Search**
USPC D8/16, 18, 19, 33-43, 89, 98-104, 396;
D9/600
CPC B67B 7/00; B67B 7/14; B67B 7/16;
B67B 7/24; B67B 7/30; B67B 7/32; B67B
7/34; B67B 7/36; B67B 7/38; B67B 7/44
See application file for complete search history.

(56) **References Cited**

U.S. PATENT DOCUMENTS

D230,826 S * 3/1974 Menshen D8/396
D277,725 S * 2/1985 Silkebakken et al. D8/40
4,509,784 A * 4/1985 Vollers 294/99.1
D344,672 S * 3/1994 Current D8/373

D577,423 S * 9/2008 Dole D23/265
D660,112 S * 5/2012 Corredor Londono D8/38
D662,376 S * 6/2012 Corredor-Londono D8/38
D662,380 S * 6/2012 Corredor Londono D8/38
D662,382 S * 6/2012 Corredor Londono D8/38
D695,100 S * 12/2013 Whitaker et al. D8/396
9,004,545 B2 * 4/2015 Whitaker et al. 285/419

* cited by examiner

Primary Examiner — Elizabeth Albert

(74) *Attorney, Agent, or Firm* — Albert Bordas, P.A.

(57) **CLAIM**

The ornamental design for a bottle opener, as shown and described.

DESCRIPTION

FIG. 1 is a top plan view of a bottle opener, the bottom view being a mirror image thereof;
FIG. 2 is a front elevational view thereof;
FIG. 3 is a rear elevational view thereof;
FIG. 4 is a right-side elevational view thereof,
FIG. 5 is a left-side elevational view thereof,
FIG. 6 is a front isometric view thereof; and,
FIG. 7 is a front isometric view thereof, showing my design at an inverted position with respect to the view shown in FIG. 6. The broken lines are for environmental purposes only and form no part of the claimed design.
The claimed bottle opener is used to open bottle screw caps of different sizes.

1 Claim, 2 Drawing Sheets





Fig. 1

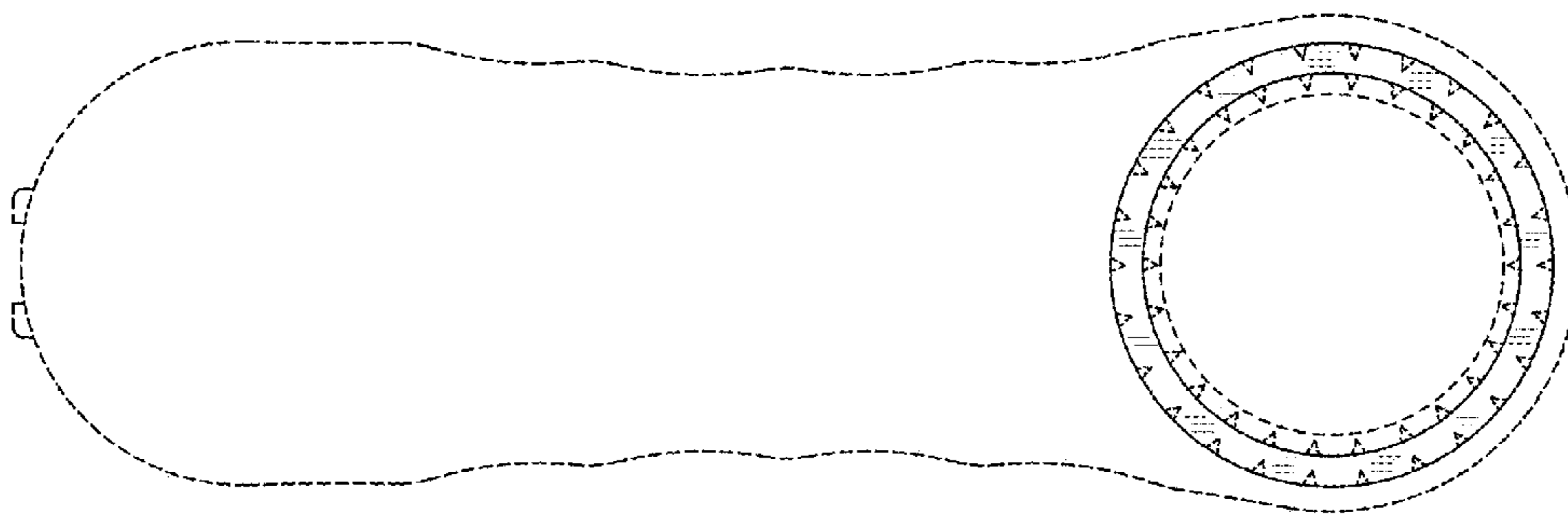


Fig. 2

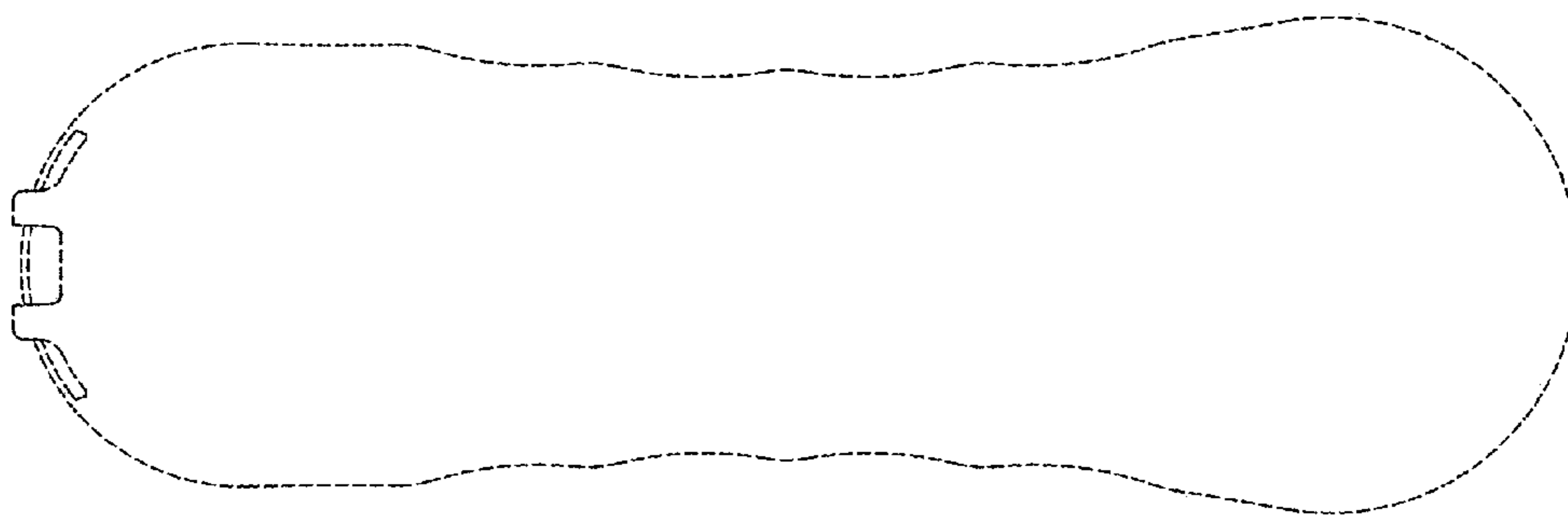


Fig. 3

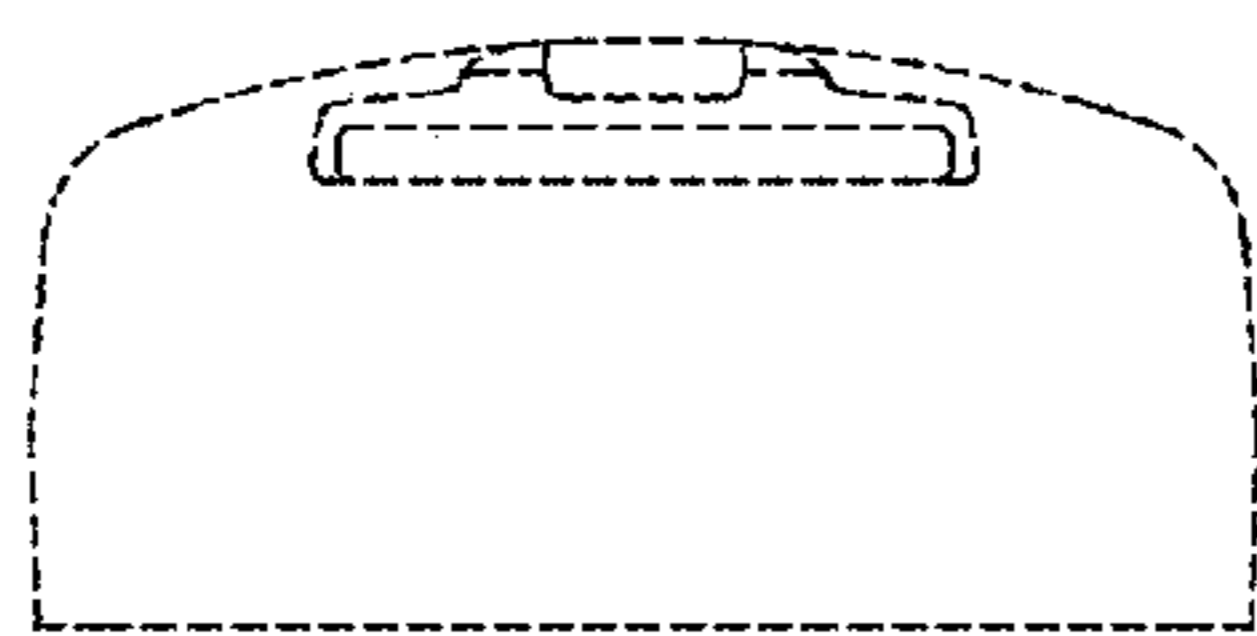


Fig. 4

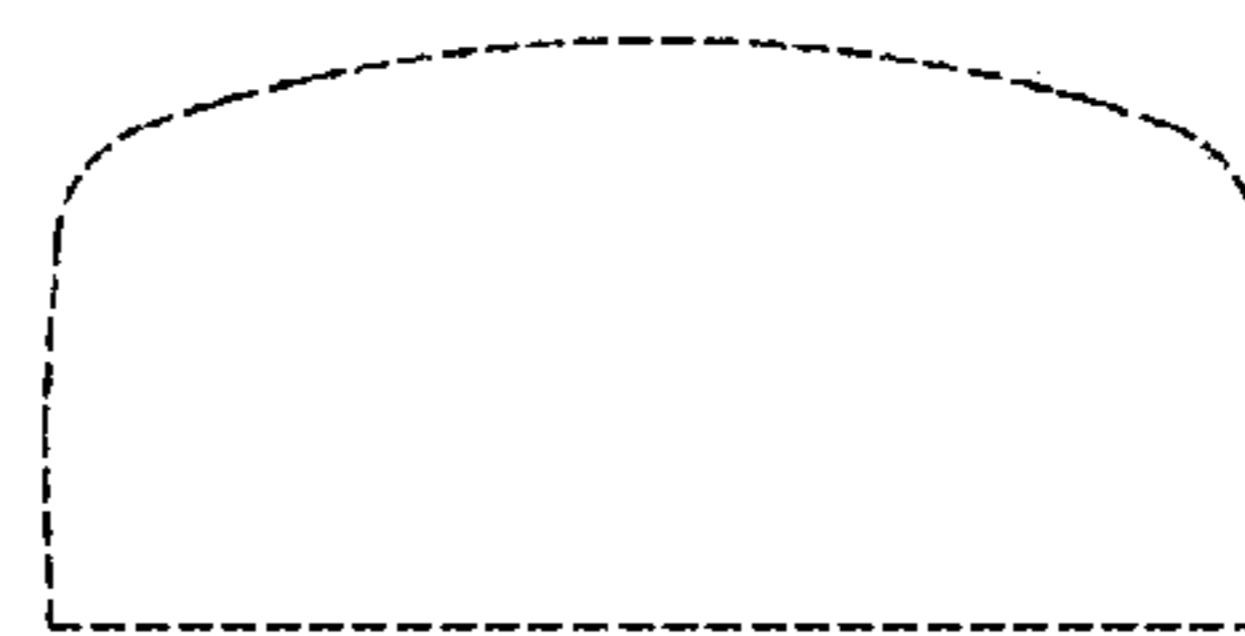


Fig. 5

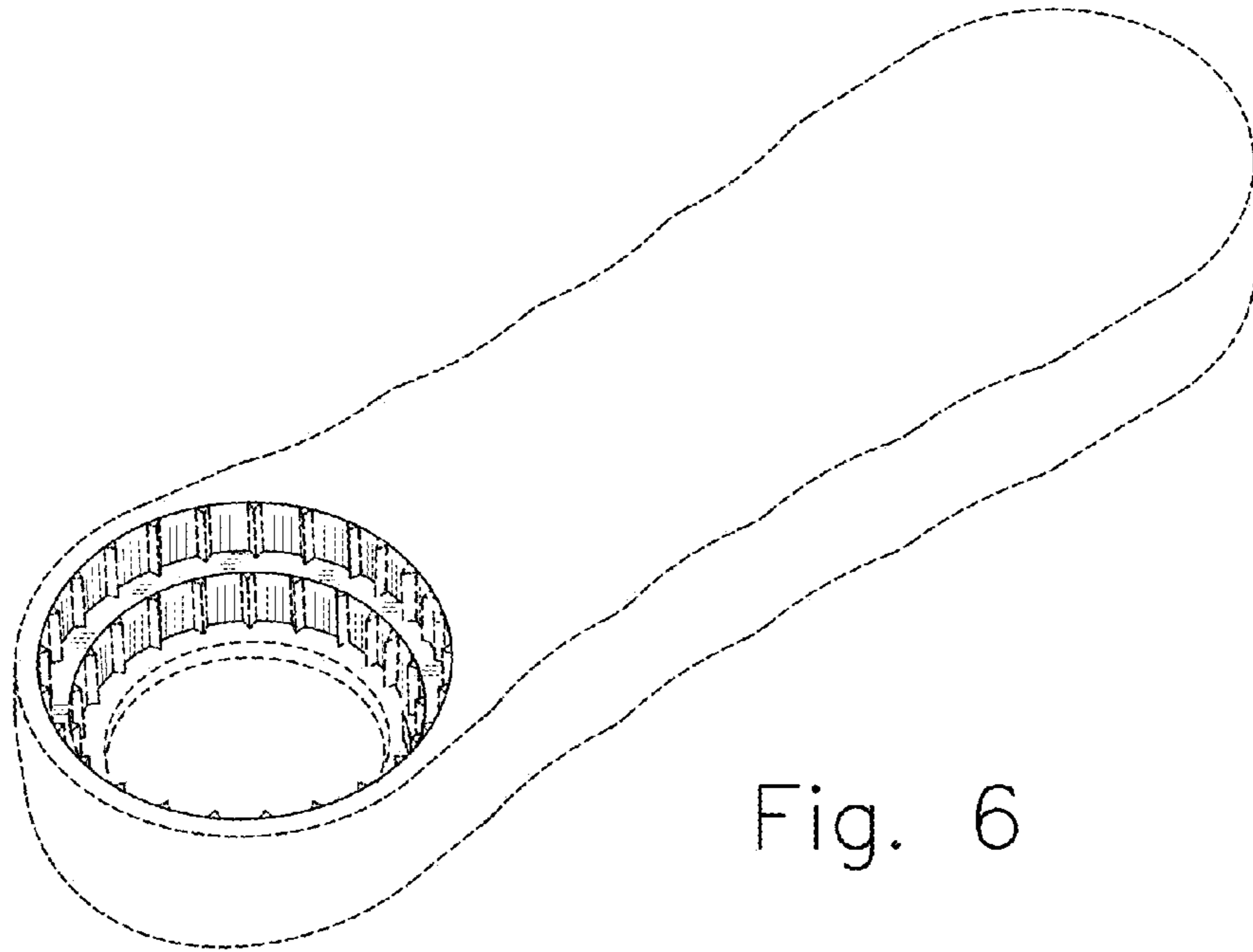


Fig. 6

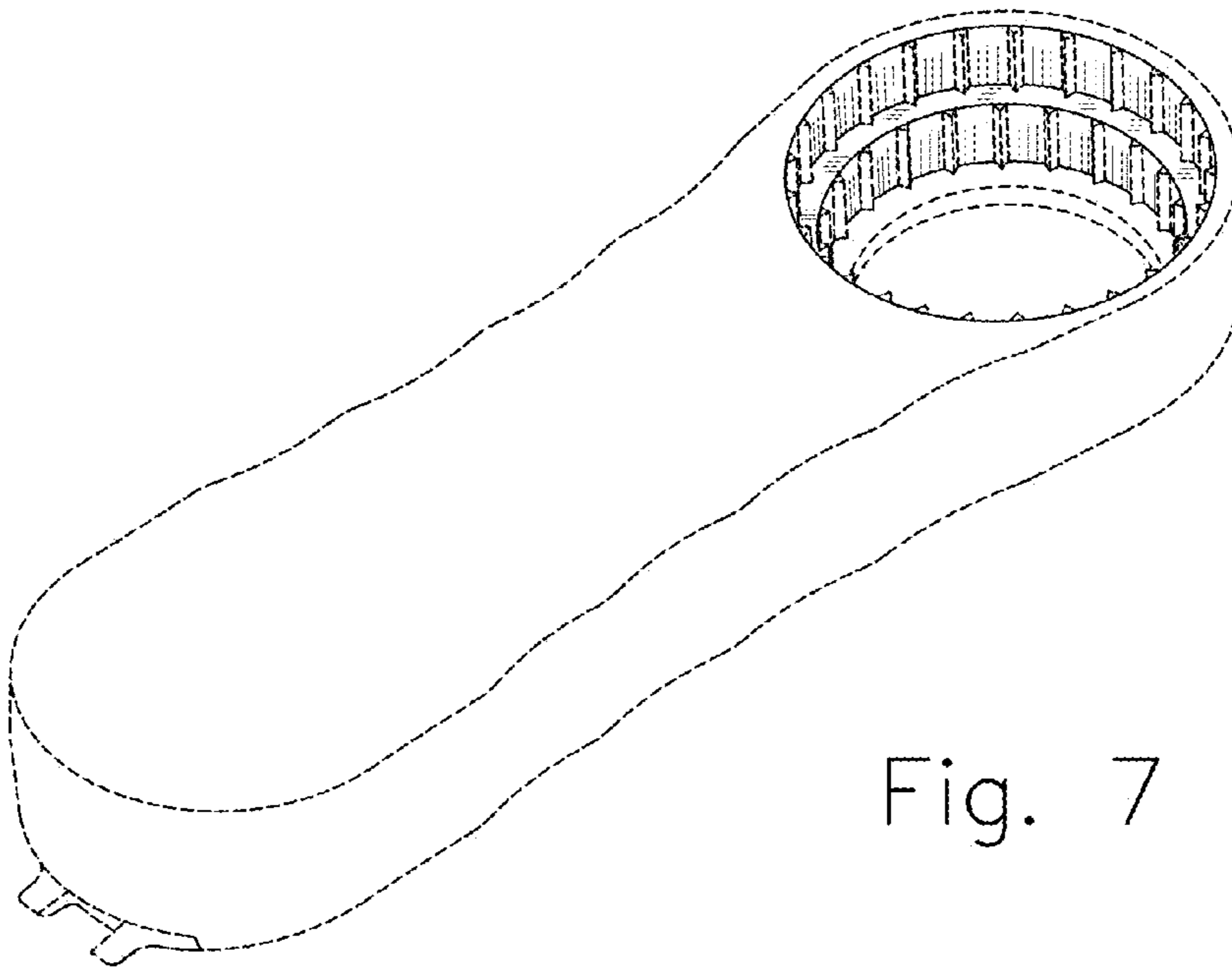


Fig. 7