



US00D740082S

(12) **United States Design Patent**
Silva

(10) **Patent No.:** **US D740,082 S**

(45) **Date of Patent:** **** Oct. 6, 2015**

(54) **SPATULA**

(71) Applicant: **Anthony P. Silva**, Sayreville, NJ (US)

(72) Inventor: **Anthony P. Silva**, Sayreville, NJ (US)

(73) Assignee: **SpeegeeCo, LLC**, Sayreville, NJ (US)

(**) Term: **14 Years**

(21) Appl. No.: **29/487,770**

(22) Filed: **Apr. 11, 2014**

(51) **LOC (10) Cl.** **07-04**

(52) **U.S. Cl.**
USPC **D7/688**

(58) **Field of Classification Search**
USPC D7/680–696, 368, 669; 15/245.1, 245,
15/236.01–236.09; 294/7, 8, 176; 7/110,
7/113, 109; 30/169; D32/40, 41, 46, 49;
416/22, 3 R, 231 B, 231 A
CPC A47J 43/288; A47L 17/06
See application file for complete search history.

(56) **References Cited**

U.S. PATENT DOCUMENTS

1,130,281 A	3/1915	Hay	
D57,845 S	5/1921	Lickert	
1,401,457 A	12/1921	Beuckmann	
1,926,944 A	9/1933	Hester	
2,485,521 A	10/1949	Wendt	
2,860,858 A	11/1958	Abraham	
2,900,656 A *	8/1959	Tupper	A47J 43/288 15/105
2,901,762 A	9/1959	Bell	
D191,526 S *	10/1961	Marcus	D7/688
D265,601 S *	7/1982	Olsson	D32/49
D266,476 S *	10/1982	Thomasson	D32/49
D304,144 S	10/1989	Gecchelin	
D318,989 S	8/1991	Risner	
5,491,869 A	2/1996	Sullivan et al.	

D418,723 S *	1/2000	Bowman	D7/688
D618,521 S *	6/2010	Jalet	D7/688
2004/0231087 A1 *	11/2004	Siegel	A47L 13/08 15/236.09
2004/0232712 A1	11/2004	Siegel et al.	

OTHER PUBLICATIONS

iSi Basics Silicone Slim Spatula, White by iSI North America, available online at www.amazon.com.
Silicone Slim Spatula—Red. Item No. B10101 by SureSource LLC
iSi North America available at: www.isi-store.com.

* cited by examiner

Primary Examiner — Terry Wallace

(74) *Attorney, Agent, or Firm* — Patentfile, LLC; Bradley C. Fach

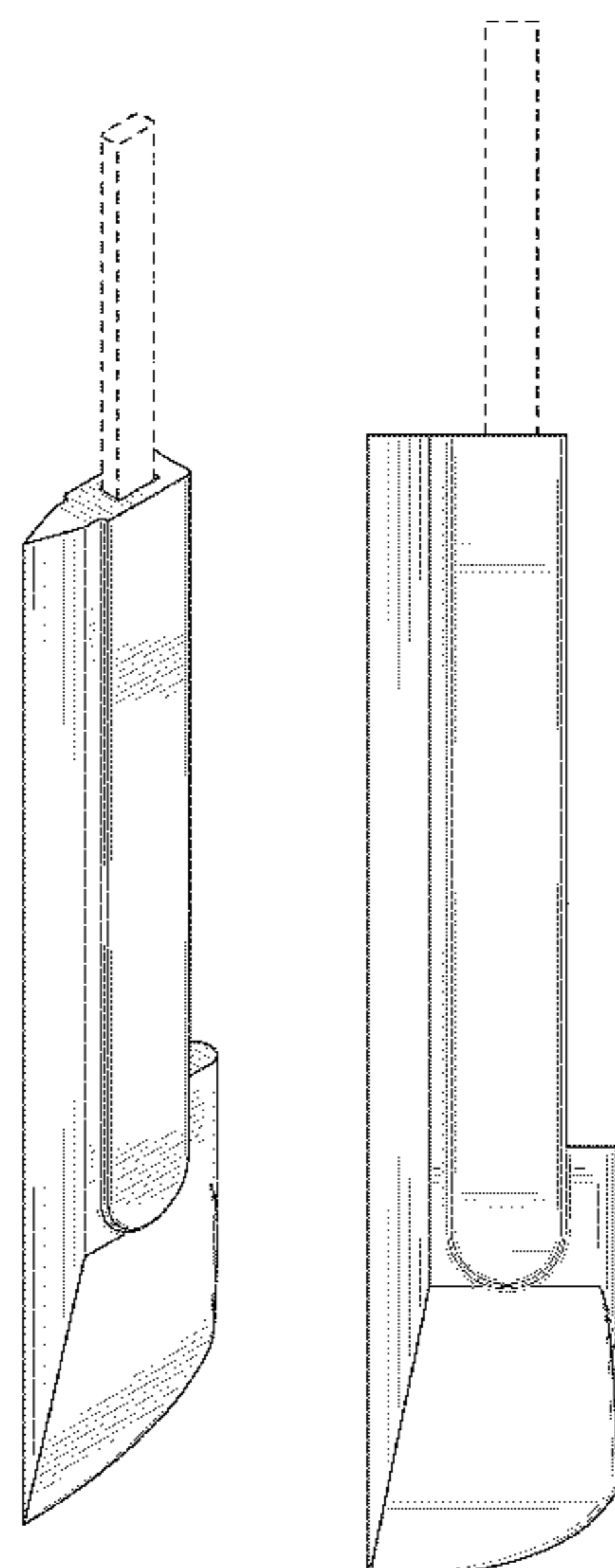
(57) **CLAIM**

The ornamental design for a spatula, as shown and described.

DESCRIPTION

FIG. 1 is a perspective view of a spatula of the present invention, showing the new, original, and ornamental design; FIG. 2 is a top plan view of a spatula of the present invention, showing the new, original, and ornamental design; FIG. 3 is a left side elevation view of a spatula of the present invention, showing the new, original, and ornamental design; FIG. 4 is a bottom plan view of a spatula of the present invention, showing the new, original, and ornamental design; and FIG. 5 is a right side elevation view of a spatula of the present invention, showing the new, original, and ornamental design. FIG. 6 is a rear plan view of a spatula of the present invention, showing the new, original, and ornamental design; and, FIG. 7 is a front plan view of a spatula of the present invention, showing the new, original, and ornamental design. The broken lines are for environmental purposes only and form no part of the claimed design.

1 Claim, 2 Drawing Sheets



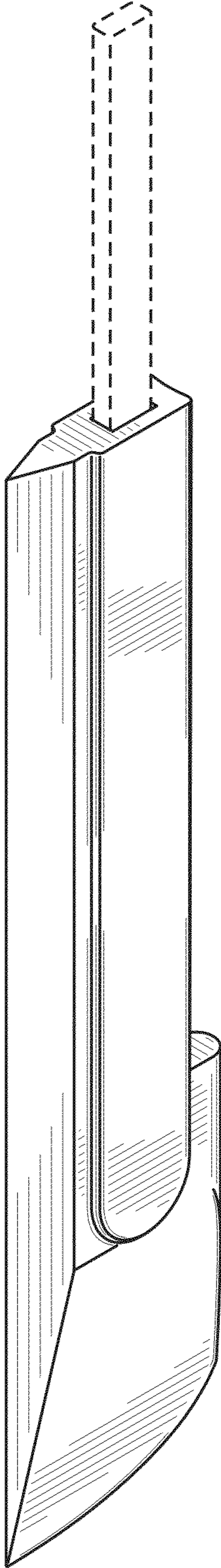


FIG. 1

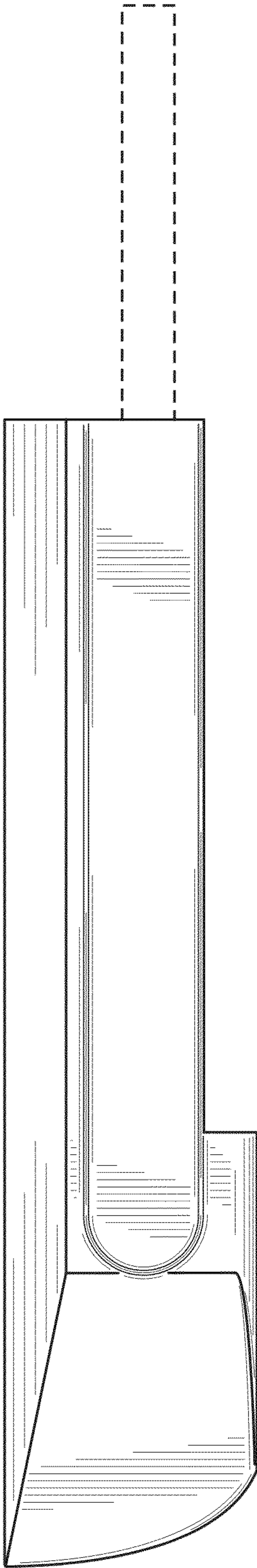


FIG. 2




FIG. 3

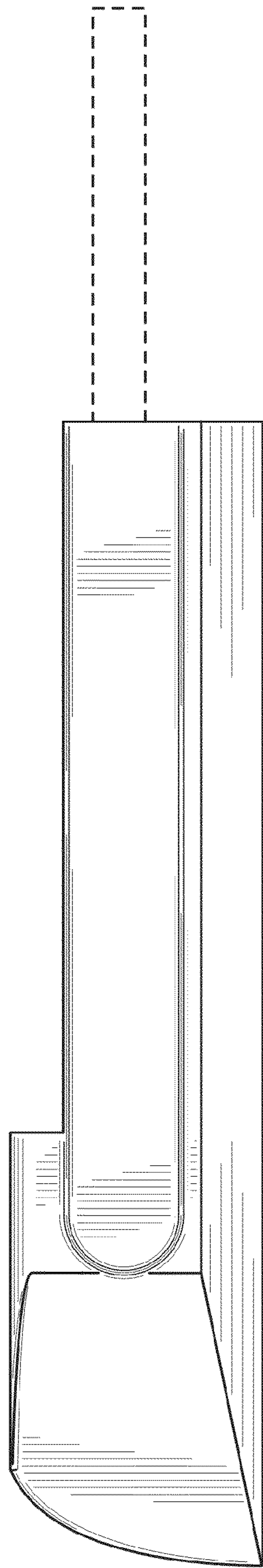


FIG. 4




FIG. 5

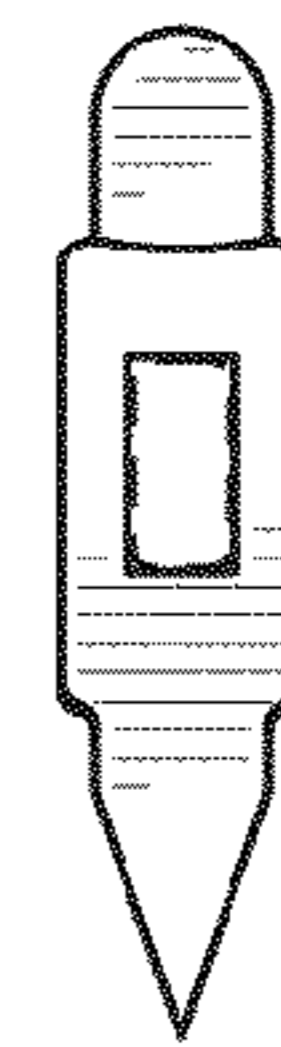


FIG. 6



FIG. 7