



US00D740056S

(12) **United States Design Patent**
Elmore

(10) **Patent No.:** **US D740,056 S**

(45) **Date of Patent:** **** Oct. 6, 2015**

(54) **TEMPERATURE MANAGEMENT DEVICE**

(71) Applicant: **James R. Elmore**, Springdale, AR (US)

(72) Inventor: **James R. Elmore**, Springdale, AR (US)

(**) Term: **14 Years**

(21) Appl. No.: **29/488,465**

(22) Filed: **Apr. 18, 2014**

(51) **LOC (10) Cl.** **06-13**

(52) **U.S. Cl.**
USPC **D6/611**

(58) **Field of Classification Search**
USPC D6/610, 611, 596, 601, 602, 603, 615,
D6/617, 621; D7/332, 334-337;
D12/401-405; 135/87, 8.01, 95;
150/165-167, 158, 154; 280/770;
296/136.01, 136.1, 136.11
CPC B62J 19/00; B62J 1/18; B62J 1/20;
B62J 1/22; B62J 1/24; B62J 1/26; B62J 1/28
See application file for complete search history.

(56) **References Cited**

U.S. PATENT DOCUMENTS

D366,383 S * 1/1996 Briegleb D6/601
5,816,654 A * 10/1998 Ellis 297/284.5
D647,353 S * 10/2011 Boenigk et al. D6/611

D691,835 S * 10/2013 Tyler et al. D6/611
D707,063 S * 6/2014 Daley D6/611
D728,973 S * 5/2015 Daley D6/611
D729,546 S * 5/2015 Daley D6/611

* cited by examiner

Primary Examiner — Katrina A Betton

(74) *Attorney, Agent, or Firm* — Schrantz Law Firm, PLLC;
Stephen D. Schrantz

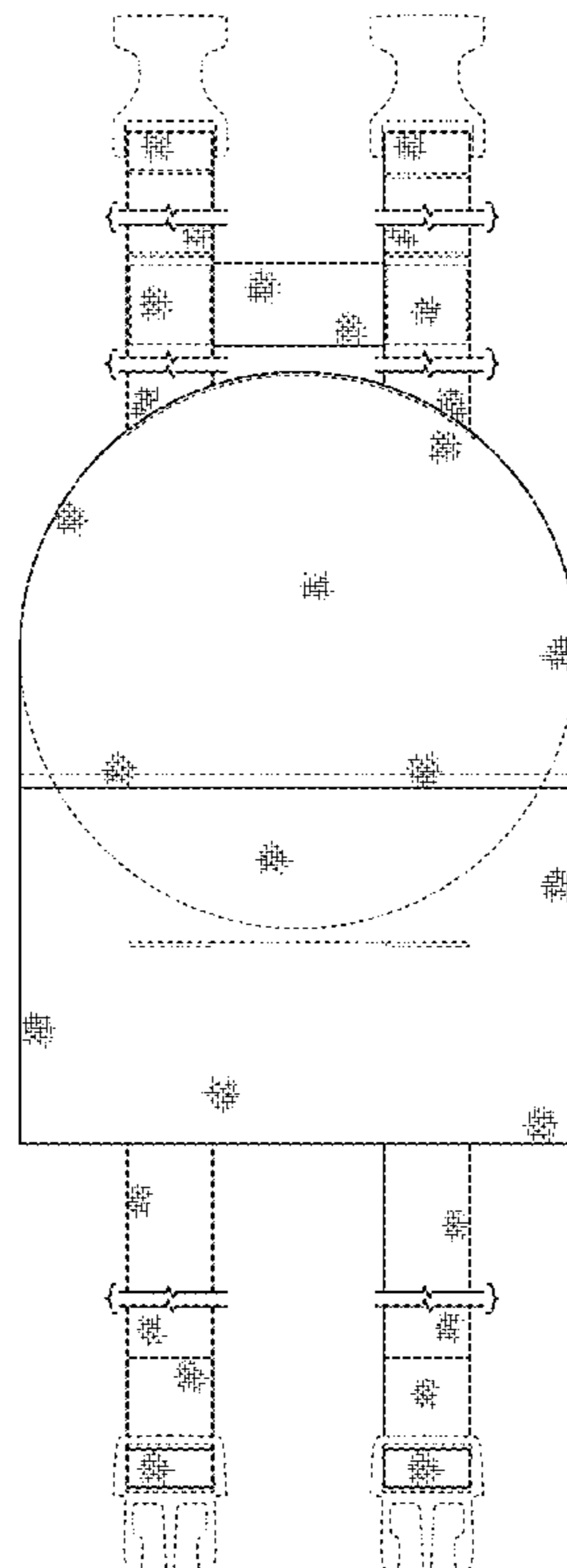
(57) **CLAIM**

The ornamental design for a temperature management device, as shown and described.

DESCRIPTION

FIG. 1 is a front view showing my new design;
FIG. 2 is a right side view thereof, the left side view being a mirror image of the right side view;
FIG. 3 is a top view thereof;
FIG. 4 is a bottom view thereof;
FIG. 5 is a rear view thereof;
FIG. 6 is a rear environmental view thereof; and,
FIG. 7 is a front environmental view thereof.
Portions shown in broken line are for illustrative purposes only and form no part of the claimed design.
The breaks shown in FIGS. 1, 2, and 5 indicate that no particular length is claimed.

1 Claim, 4 Drawing Sheets



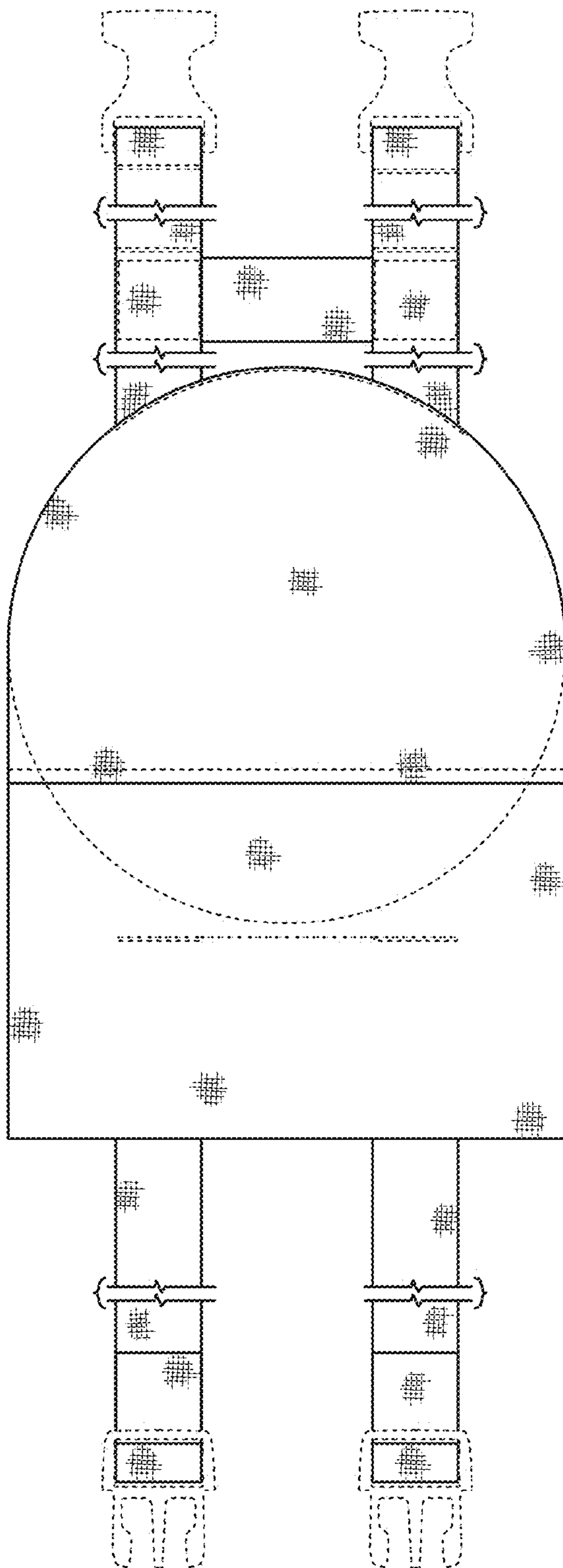


FIG. 1

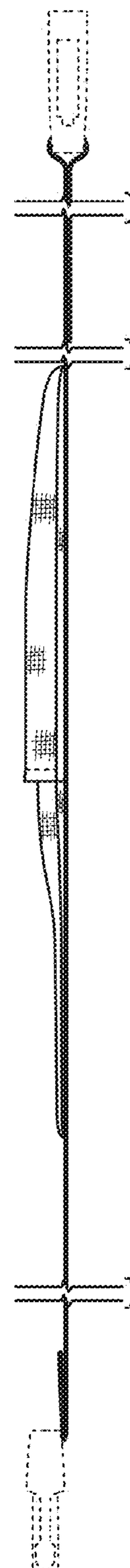


FIG. 2

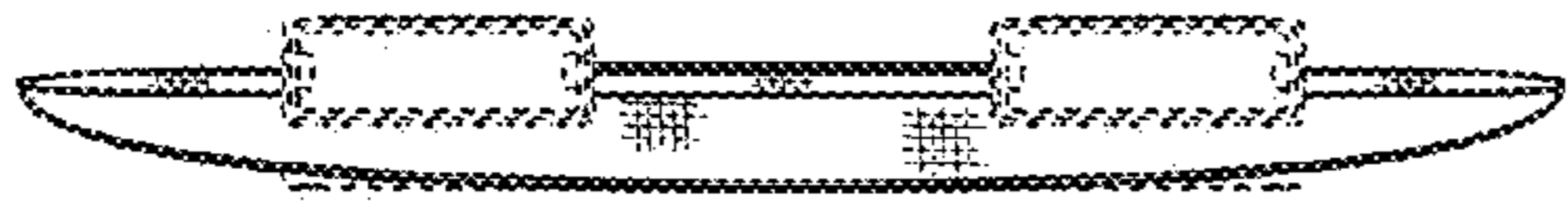


FIG. 3




FIG. 4

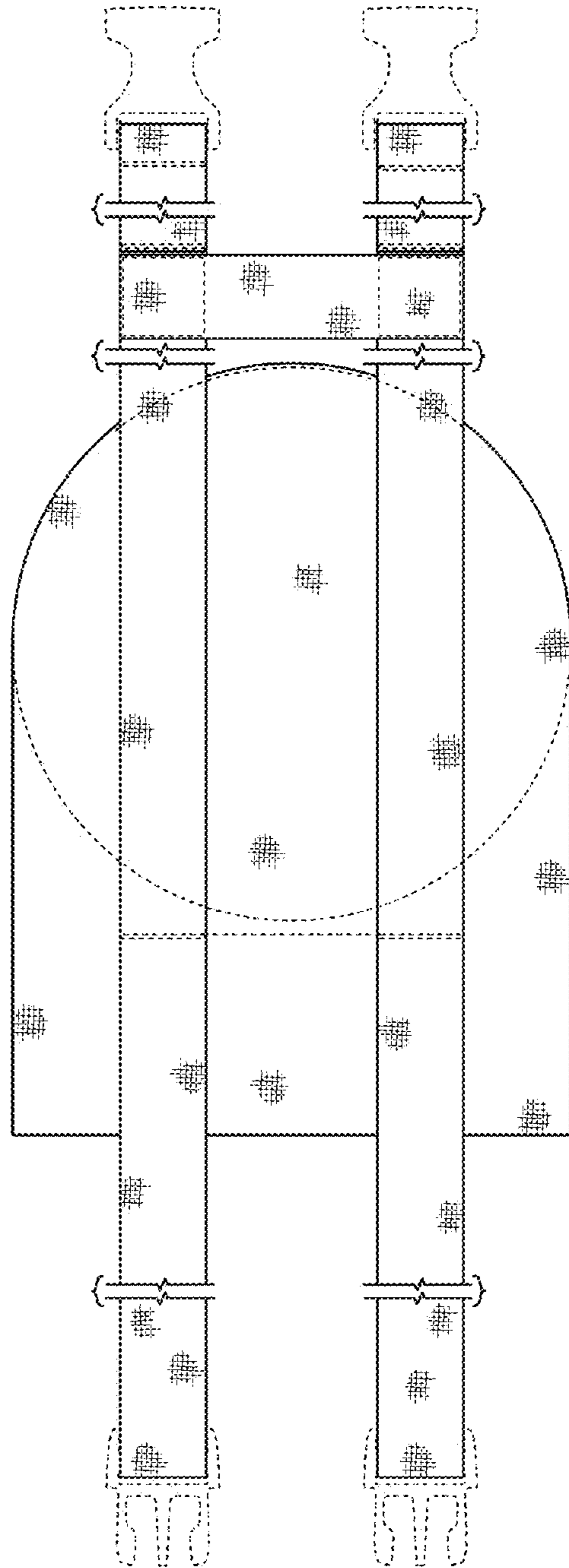


FIG. 5

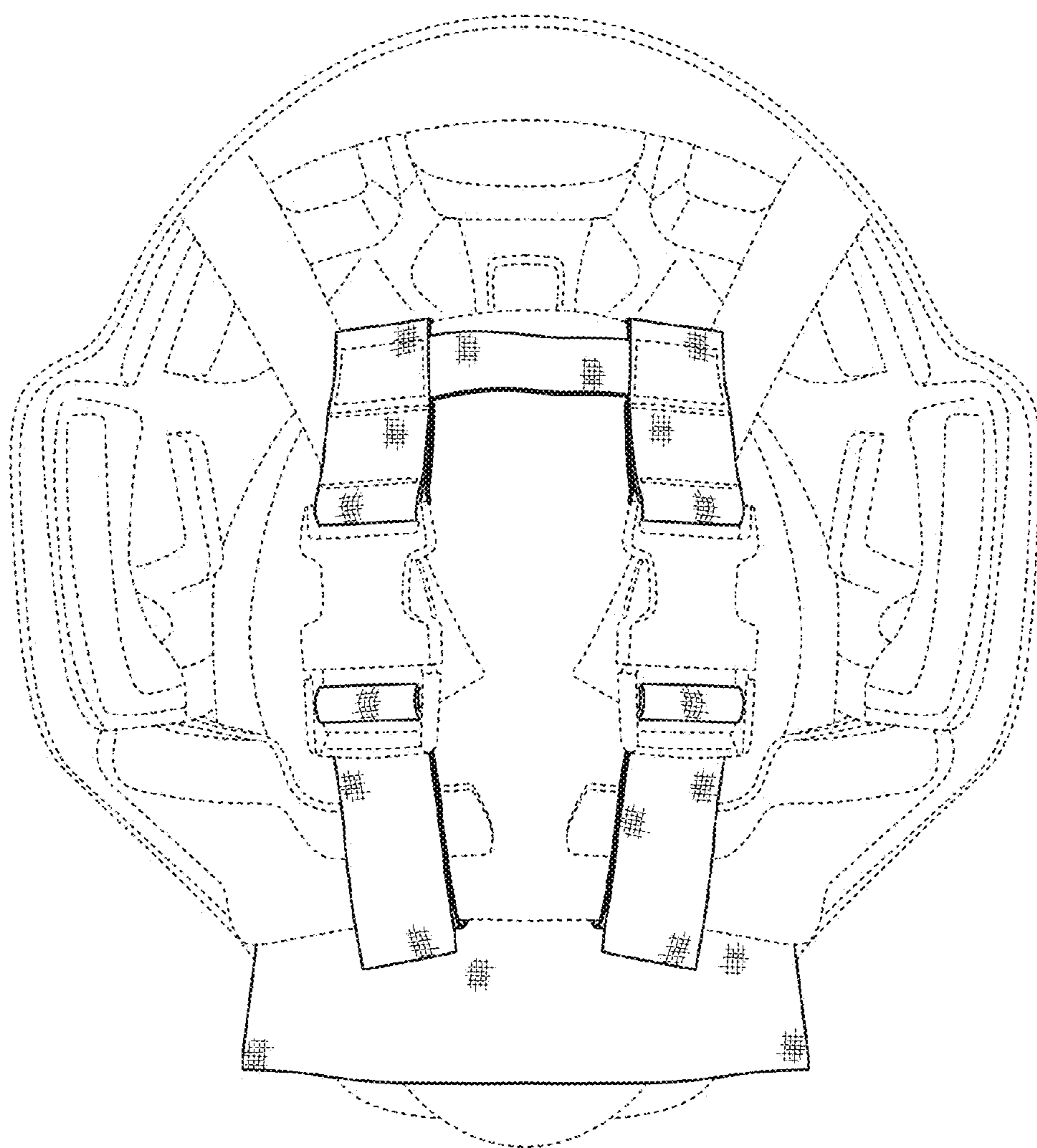


FIG. 6

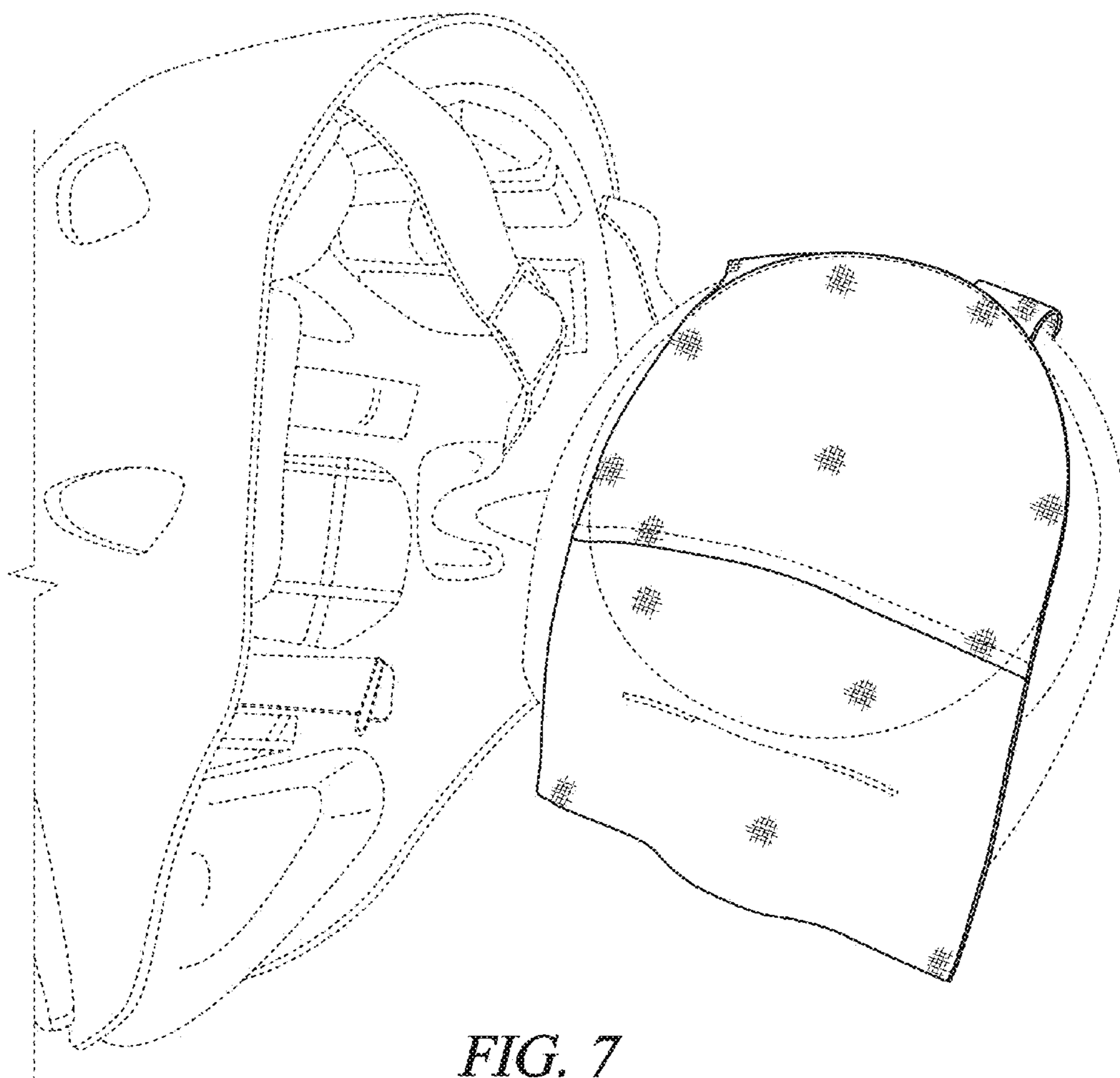


FIG. 7