



US00D740052S

(12) **United States Design Patent**  
**Jalbert et al.**

(10) **Patent No.:** **US D740,052 S**

(45) **Date of Patent:** **\*\* \*Oct. 6, 2015**

(54) **PAD**  
(71) Applicant: **Euro-Pro Operating LLC**, Newton,  
MA (US)

4,634,618 A \* 1/1987 Greer et al. .... 428/81  
D290,144 S \* 6/1987 Bruce ..... D21/795  
4,685,167 A 8/1987 Murray  
4,709,430 A \* 12/1987 Nicoll ..... 5/417  
D302,058 S 7/1989 Brooks

(Continued)

(72) Inventors: **David Jalbert**, Coventry, RI (US);  
**Bastin B. Antonisami**, Westford, MA  
(US)

**FOREIGN PATENT DOCUMENTS**

(73) Assignee: **SharkNinja Operating LLC**, Newton,  
MA (US)

GB 399174 9/1933  
GB 473362 10/1937  
GB 1023556 3/1966

(\*) Notice: This patent is subject to a terminal dis-  
claimer.

**OTHER PUBLICATIONS**

U.S. Appl. No. 29/447,268, filed Mar. 1, 2013, Jalbert et al.

(Continued)

(\*\*) Term: **14 Years**

*Primary Examiner* — Karen S Acker

(21) Appl. No.: **29/447,292**

(74) *Attorney, Agent, or Firm* — Wolf, Greenfield & Sacks,  
P.C.

(22) Filed: **Mar. 1, 2013**

(51) **LOC (10) Cl.** ..... **06-11**

(52) **U.S. Cl.**  
USPC ..... **D6/582**

(57) **CLAIM**

The ornamental design for a pad, as shown and described.

(58) **Field of Classification Search**  
USPC ..... D6/582, 583, 588, 589, 591, 592, 613,  
D6/615, 619, 620, 621; D5/26, 47;  
D32/40; 4/581, 582, 583; 5/417, 420;  
108/90; 296/97.23; 428/80, 83, 85, 91  
See application file for complete search history.

**DESCRIPTION**

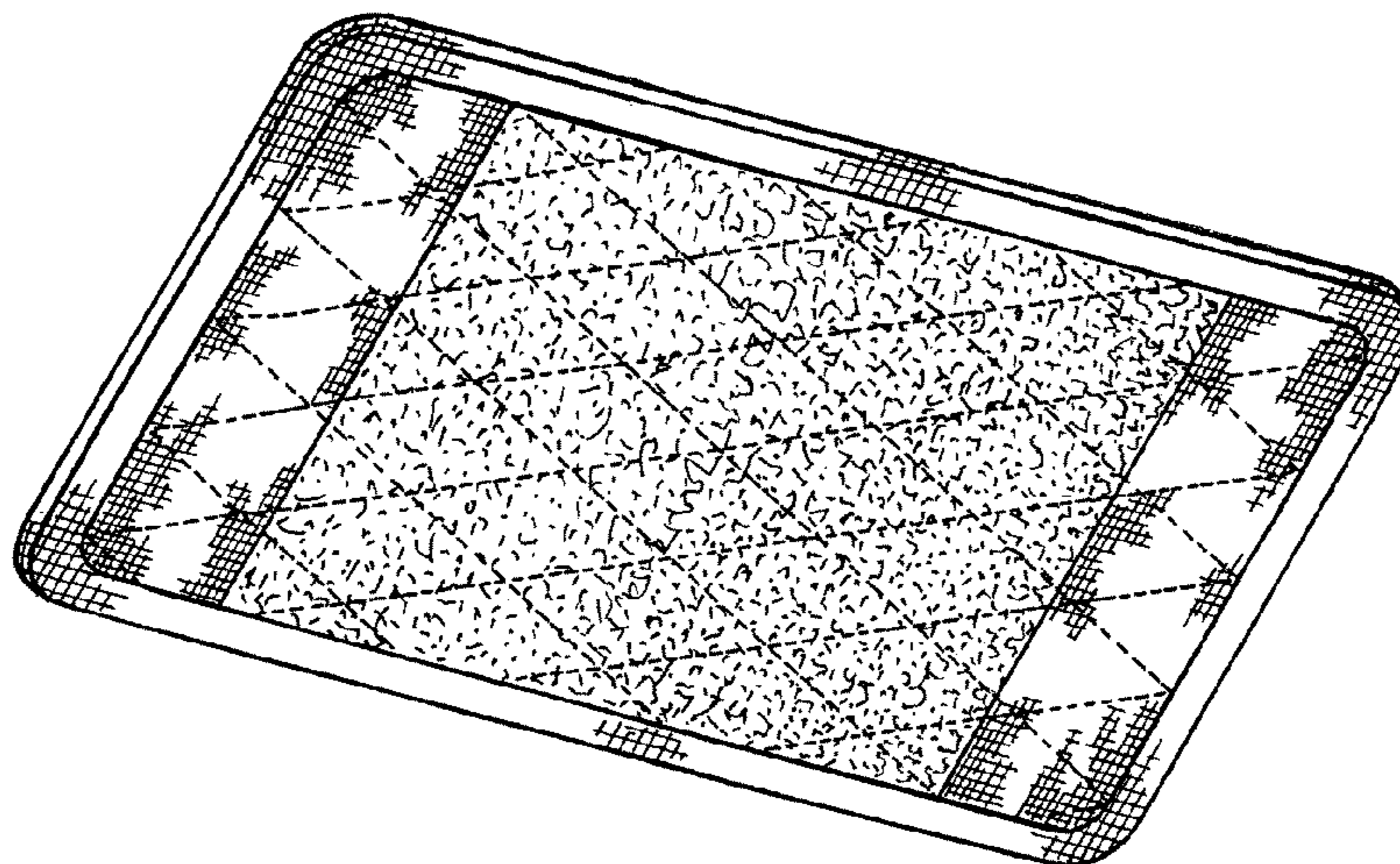
FIG. 1 is a bottom, front, left side perspective view of a pad showing our new design;  
FIG. 2 is a top plan view thereof;  
FIG. 3 is a bottom plan view thereof;  
FIG. 4 is a front elevational view thereof, the rear elevational view being a mirror image of FIG. 4; and,  
FIG. 5 is a right side elevational view thereof, the left side elevational view being a mirror image of FIG. 5.  
The diagonal broken lines within the solid line boundaries shown in FIGS. 1 and 3 depict stitching that is part of the claimed design. The dot-dash-dot broken line shown in FIG. 2 depicts the boundaries of the claim and forms no part thereof. The broken line in FIG. 2 and the area within the dot-dash-dot broken line depict portions of the pad that form no part of the claimed design.

(56) **References Cited**

**U.S. PATENT DOCUMENTS**

1,146,668 A 7/1915 Tanaka  
2,299,300 A \* 10/1942 Bjornson ..... 66/170  
2,926,370 A 3/1960 Wessel  
3,066,344 A 12/1962 Borrás et al.  
3,284,273 A \* 11/1966 Prentice ..... 428/76  
3,593,359 A 7/1971 Strauss  
3,737,938 A \* 6/1973 Saltzstein ..... 15/231  
3,792,505 A 2/1974 Saltzstein  
4,278,719 A \* 7/1981 Sarnecki ..... 428/78  
4,353,944 A \* 10/1982 Tarui ..... 428/74

**1 Claim, 2 Drawing Sheets**



(56)

References Cited

U.S. PATENT DOCUMENTS

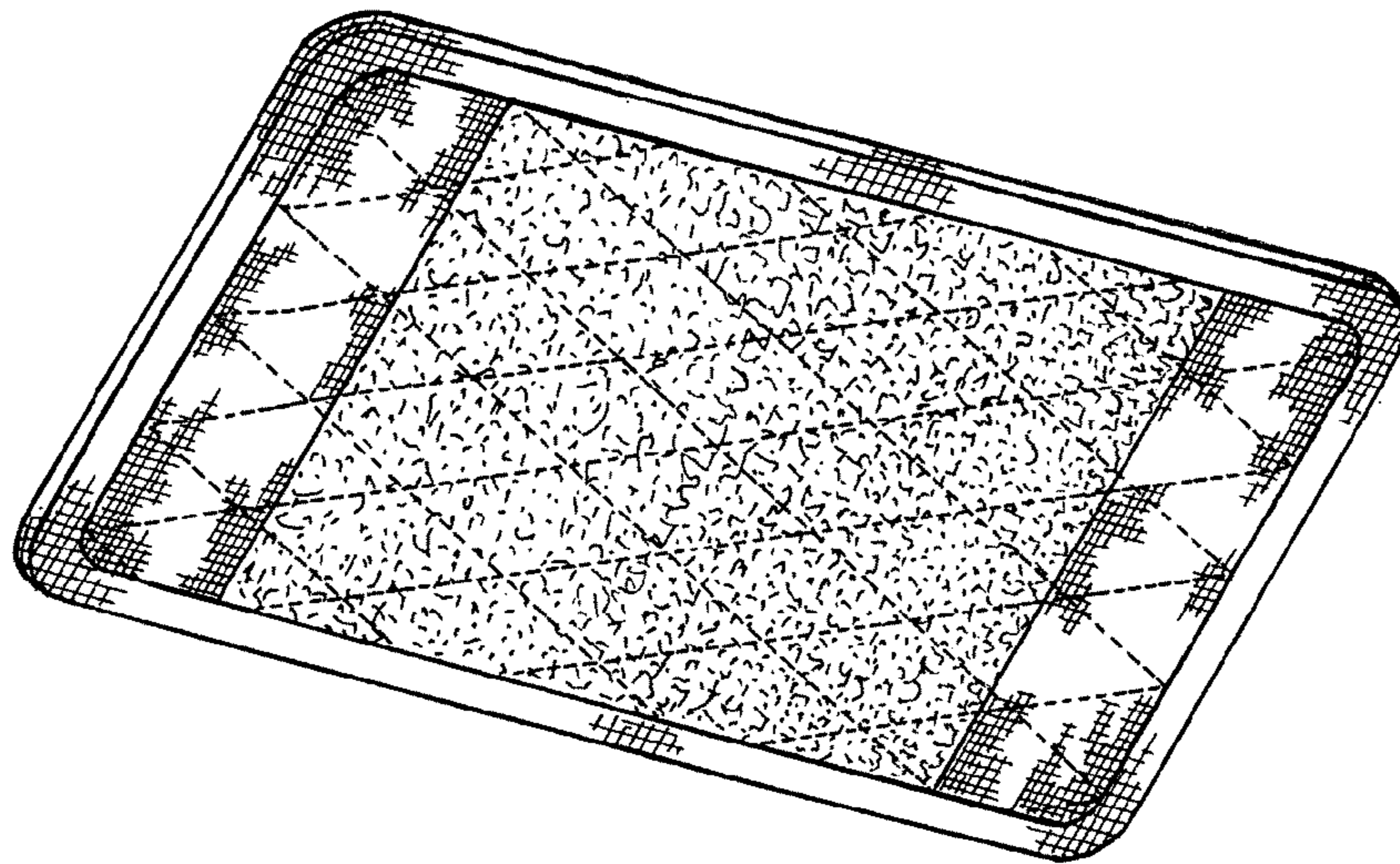
5,021,277 A \* 6/1991 Fan ..... 428/76  
 5,099,532 A \* 3/1992 Thomas et al. .... 5/484  
 5,177,831 A 1/1993 Wirth  
 5,293,660 A 3/1994 Park  
 D358,238 S 5/1995 Barnett  
 D358,520 S \* 5/1995 Yamanaka ..... D6/583  
 5,419,015 A \* 5/1995 Garcia ..... 15/228  
 5,511,271 A 4/1996 Shishido et al.  
 D391,715 S 3/1998 Irwin et al.  
 D406,424 S 3/1999 Daniels  
 D426,039 S 5/2000 Tintelnot et al.  
 6,101,661 A \* 8/2000 Policicchio et al. .... 15/228  
 D435,948 S 1/2001 Long  
 D455,929 S \* 4/2002 Tweel ..... D6/617  
 6,651,290 B2 11/2003 Kingry et al.  
 6,899,940 B2 \* 5/2005 Leriget ..... 428/68  
 7,155,768 B2 1/2007 Morita et al.  
 D556,260 S 11/2007 Starr  
 D560,868 S 1/2008 So  
 D575,918 S 8/2008 Rosenzweig et al.  
 D626,302 S 10/2010 Kaminer et al.  
 D626,711 S 11/2010 Kaminer et al.  
 D653,070 S 1/2012 Powell  
 8,133,991 B2 \* 3/2012 Nonomura et al. .... 536/124  
 8,201,296 B2 6/2012 Mayer  
 D666,860 S \* 9/2012 Lubart ..... D6/583  
 D669,648 S 10/2012 Bilger et al.  
 8,332,987 B2 12/2012 Kaminer et al.  
 D674,640 S 1/2013 Knoll  
 D685,544 S 7/2013 Clarke  
 8,500,211 B2 8/2013 Lindblad  
 8,505,551 B2 8/2013 Moretti

D692,631 S 10/2013 Pung et al.  
 D716,512 S 10/2014 Layevsky  
 D724,349 S 3/2015 Jalbert et al.  
 2001/0023159 A1 \* 9/2001 Chen et al. .... 442/394  
 2003/0044569 A1 3/2003 Kacher et al.  
 2003/0172480 A1 9/2003 Ueda et al.  
 2006/0191557 A1 \* 8/2006 Rosenzweig et al. .... 134/6  
 2006/0200927 A1 9/2006 Kacher et al.  
 2007/0107151 A1 5/2007 Pung et al.  
 2008/0145593 A1 \* 6/2008 Tsai ..... 428/91  
 2008/0166176 A1 \* 7/2008 Rees et al. .... 401/196  
 2009/0158544 A1 6/2009 Pagani  
 2009/0241978 A1 \* 10/2009 Moretti ..... 132/200  
 2010/0263152 A1 10/2010 Wildeman  
 2010/0272948 A1 \* 10/2010 Kaminer et al. .... 428/100  
 2012/0042462 A1 2/2012 Milanese et al.  
 2012/0151703 A1 6/2012 Chow  
 2014/0069337 A1 \* 3/2014 Dunford ..... 119/28.5  
 2014/0245551 A1 9/2014 Jalbert et al.  
 2014/0245556 A1 9/2014 Kaminer et al.  
 2014/0246048 A1 9/2014 Jalbert et al.

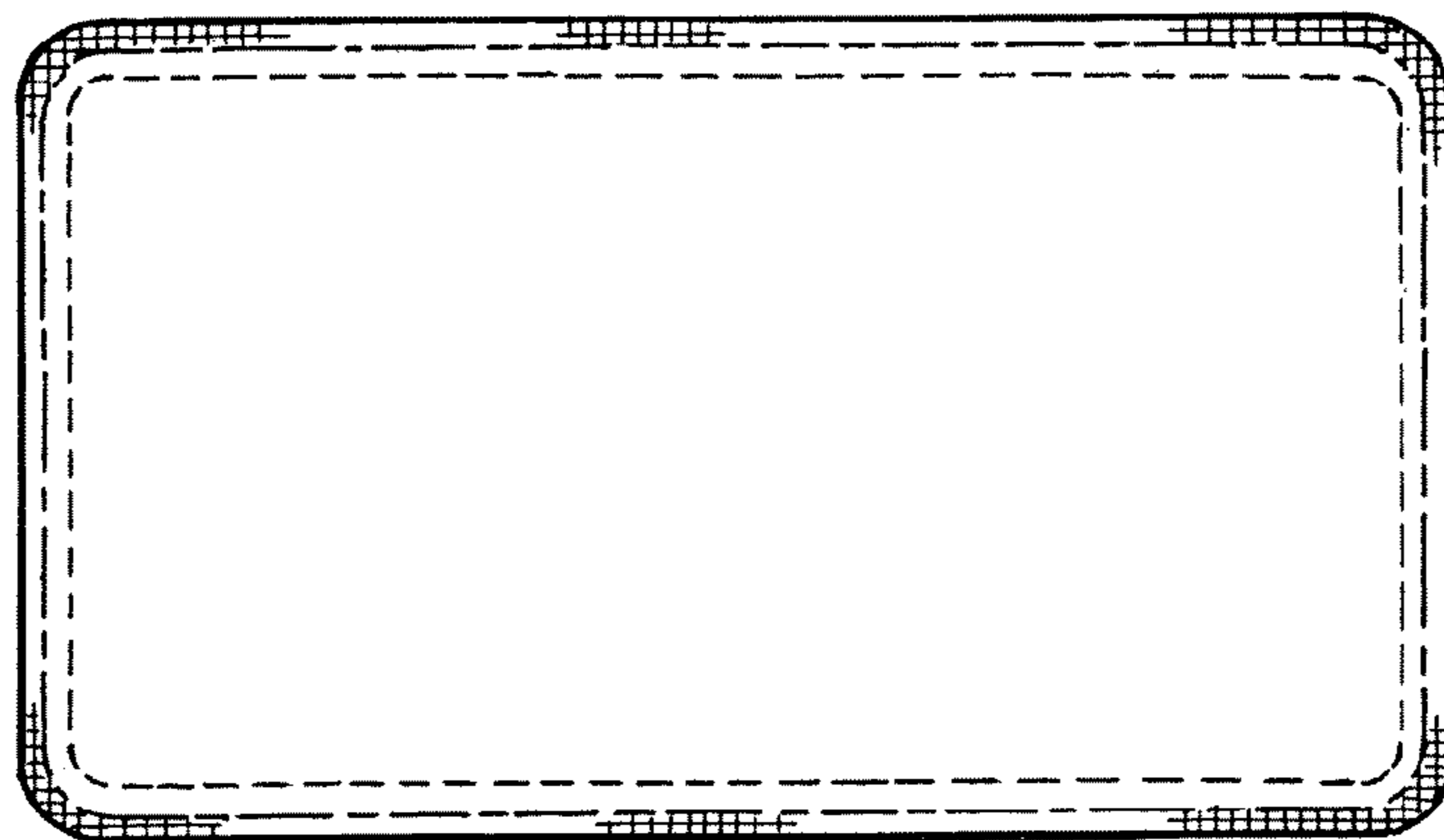
OTHER PUBLICATIONS

U.S. Appl. No. 29/447,271, filed Mar. 1, 2013, Jalbert et al.  
 U.S. Appl. No. 29/447,274, filed Mar. 1, 2013, Jalbert et al.  
 U.S. Appl. No. 29/447,288, filed Mar. 1, 2013, Jalbert et al.  
 U.S. Appl. No. 29/447,293, filed Mar. 1, 2013, Jalbert et al.  
 U.S. Appl. No. 29/447,294, filed Mar. 1, 2013, Antonisami.  
 U.S. Appl. No. 29/447,299, filed Mar. 1, 2013, Antonisami.  
 U.S. Appl. No. 29/447,302, filed Mar. 1, 2013, Jalbert et al.  
 U.S. Appl. No. 29/447,303, filed Mar. 1, 2013, Jalbert et al.  
 U.S. Appl. No. 29/447,305, filed Mar. 1, 2013, Antonisami et al.  
 U.S. Appl. No. 29/447,308, filed Mar. 1, 2013, Antonisami et al.

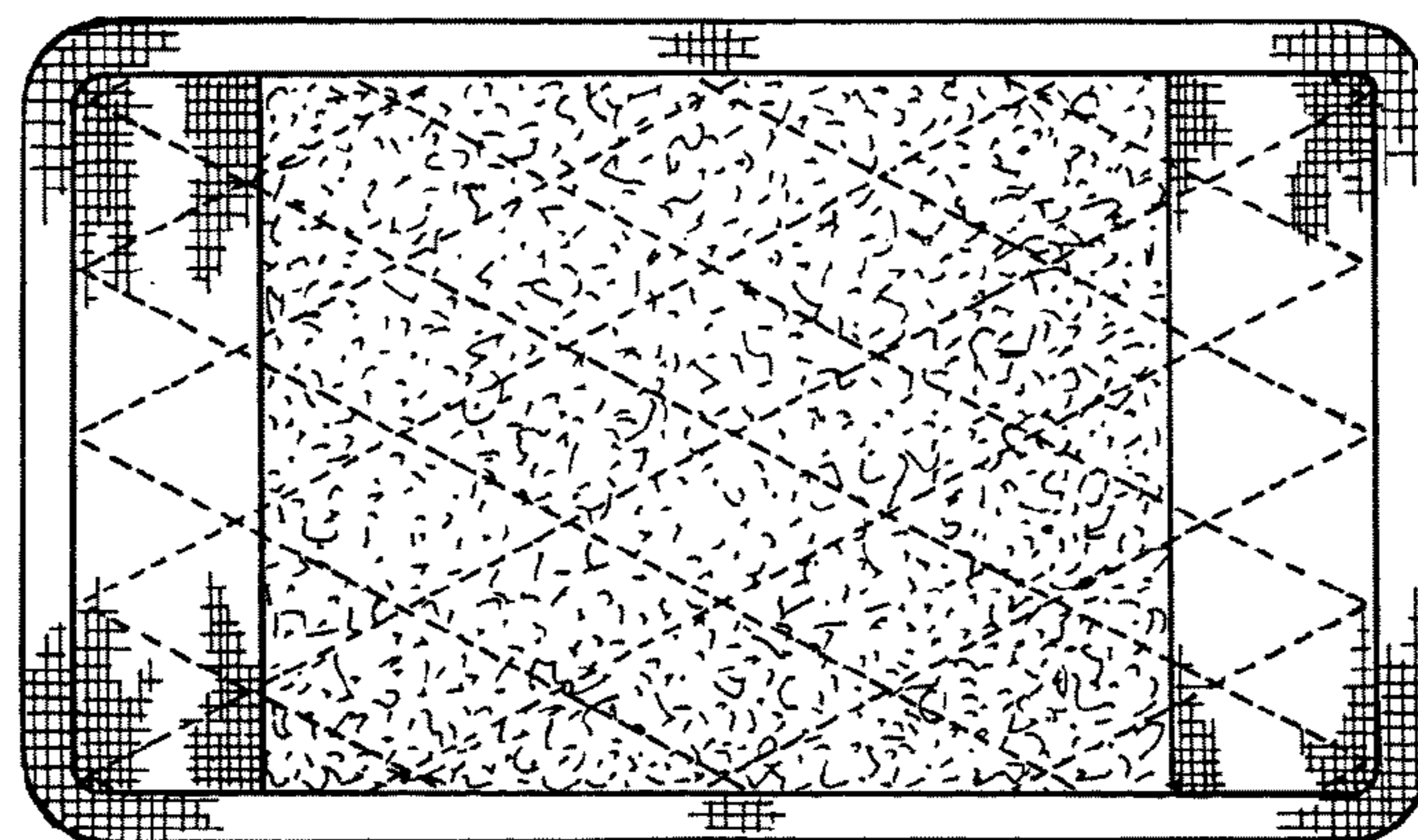
\* cited by examiner



*Fig. 1*




*Fig. 2*



*Fig. 3*



*Fig. 4*



*Fig. 5*