



US00D740035S

(12) **United States Design Patent**
Teherani

(10) **Patent No.:** **US D740,035 S**

(45) **Date of Patent:** **** Oct. 6, 2015**

(54) **FLOOR COVERING WITH DOT PATTERN**

(71) Applicant: **Vorwerk & Co. Interholding GmbH**,
Wuppertal (DE)

(72) Inventor: **Hadi Teherani**, Hamburg (DE)

(73) Assignee: **Vorwerk & Co. Interholding GmbH**,
Wuppertal (DE)

(**) Term: **14 Years**

(21) Appl. No.: **29/465,040**

(22) Filed: **Aug. 23, 2013**

(30) **Foreign Application Priority Data**

Apr. 29, 2013 (EM) 002229161-0001

Apr. 29, 2013 (EM) 002229161-0002

(51) **LOC (10) Cl.** **05-06**

(52) **U.S. Cl.**

USPC **D5/58**

(58) **Field of Classification Search**

USPC D5/1-3, 11, 21, 30, 43, 44, 46, 53,
D5/56-63, 99; D6/585, 612, 613, 622,
D6/617; D19/1, 5; D25/138; 2/900;
15/208; 28/143, 150, 160, 163;
112/401, 416, 439; 428/32, 66.5, 85,
428/91, 151, 152, 187, 542.6; 442/408

See application file for complete search history.

(56) **References Cited**

U.S. PATENT DOCUMENTS

841,294 A * 1/1907 Whitcomb 428/137
D50,891 S * 6/1917 Godfrey D5/61
1,268,802 A * 6/1918 Schumacher 52/675
1,769,409 A * 7/1930 Armstrong 239/56
1,861,663 A * 6/1932 Lahey 428/137
D88,397 S * 11/1932 Christen D5/61
RE19,494 E * 3/1935 Glidden et al. 442/306

D107,651 S * 12/1937 Klein D5/47
2,226,086 A * 12/1940 Wilkinson 101/401.1
D129,870 S * 10/1941 Maisch D5/61
D131,575 S * 3/1942 Hoshall D5/7
D133,264 S * 8/1942 Perkins D5/61
2,721,810 A * 10/1955 Schram 428/191
D178,152 S * 6/1956 Schwartz D5/63
D179,747 S * 2/1957 Sylvester et al. D5/53
2,877,863 A * 3/1959 Lurie 55/514
5,422,154 A * 6/1995 Chen 428/92
5,877,098 A * 3/1999 Tanaka et al. 442/341
D425,113 S * 5/2000 Kleman et al. D19/1
D483,187 S * 12/2003 Cheng D5/53
D508,180 S * 8/2005 Sneed D6/582
7,303,650 B2 * 12/2007 Hermans et al. 162/112
D562,568 S * 2/2008 Johnston et al. D5/60

(Continued)

Primary Examiner — Karen S Acker

(74) *Attorney, Agent, or Firm* — Collard & Roe, P.C.

(57) **CLAIM**


The ornamental design for a floor covering with dot pattern,
as shown and described.

DESCRIPTION

FIG. 1 is a plan view of a floor covering with dot pattern;
FIG. 2 is an enlarged detail view of area 2 circumscribed
within FIG. 1;
FIG. 3 is an enlarged detail view of area 3 circumscribed
within FIG. 2; and,
FIG. 4 is an enlarged detail view of area 4 circumscribed
within FIG. 3.

The dot dash dot broken line perimeter around FIG. 1 depicts
the boundaries of the claim and forms no part thereof. The dot
dash dot broken lines within FIG. 1, around FIG. 2; within
FIG. 2, around FIG. 3; and forming circles around detail areas
in FIGS. 3 and 4 indicate the boundaries of the details, and
form no part of the claimed design. All other dot dash dot
broken lines in FIGS. 3 and 4 depict portions of the article that
form no part of the claimed design.

1 Claim, 4 Drawing Sheets



(56)

References Cited

U.S. PATENT DOCUMENTS

D609,923	S *	2/2010	Johnston et al.	D5/61	2004/0142141	A1 *	7/2004	Jauregui	428/95
D659,403	S *	5/2012	Lerman	D5/1	2007/0178374	A1 *	8/2007	Aizenberg et al.	429/144
D670,917	S *	11/2012	Blackford	D5/61	2007/0254145	A1 *	11/2007	Sawin et al.	428/292.1
D696,876	S *	1/2014	Gatto	D6/606	2010/0181020	A1 *	7/2010	Hill et al.	156/249
2002/0132714	A1 *	9/2002	Carter et al.	492/28	2011/0100748	A1 *	5/2011	Nonogi et al.	181/291
					2012/0040133	A1 *	2/2012	Brennan	428/131
					2013/0011640	A1 *	1/2013	Lin	428/198

* cited by examiner

Fig. 1




Fig. 2




Fig. 3

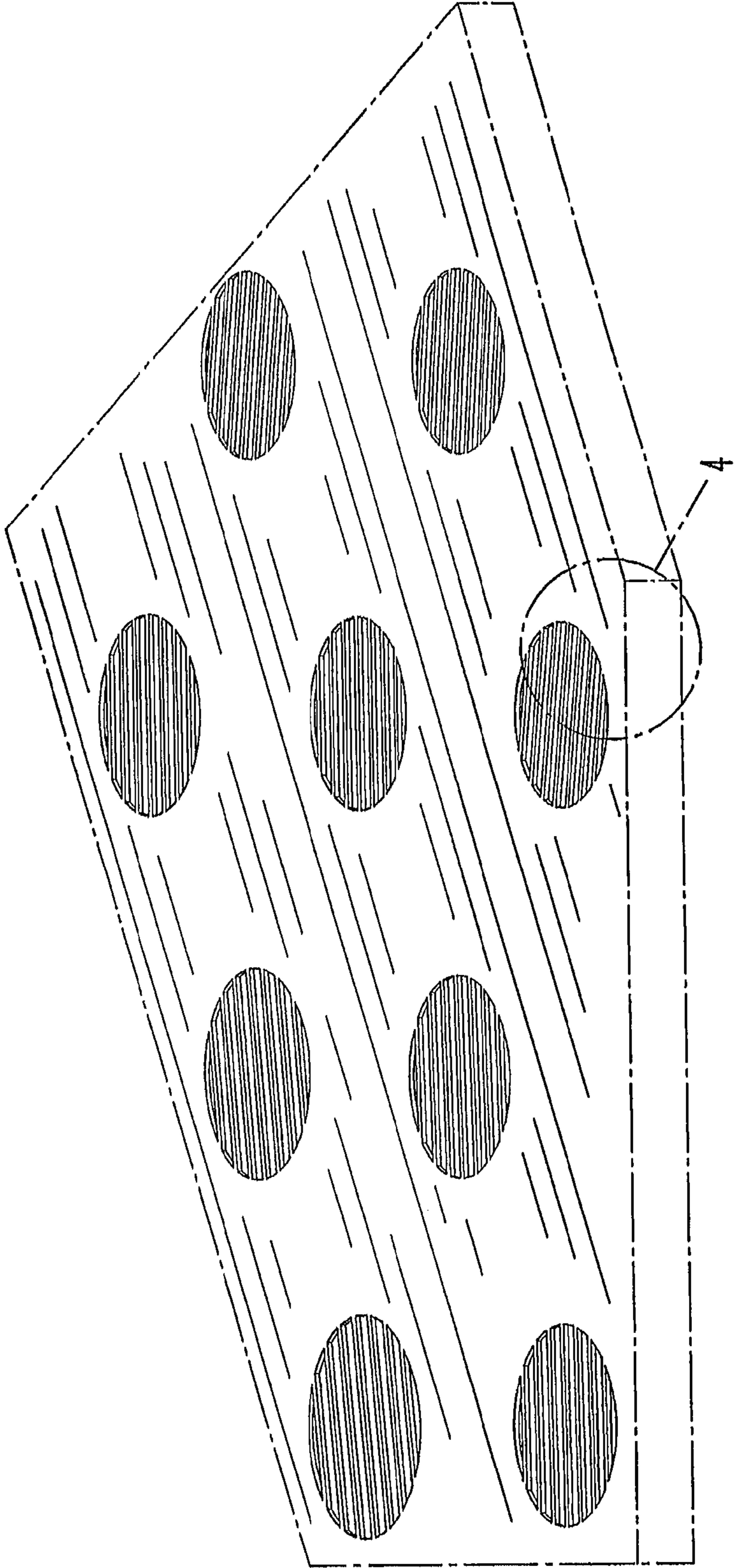


Fig. 4

