



US00D740023S

(12) **United States Design Patent**
Fridstrøm

(10) **Patent No.:** **US D740,023 S**

(45) **Date of Patent:** **** *Oct. 6, 2015**

(54) **WALLET**

(71) Applicant: **Morten Fridstrøm**, Tangen (NO)

(72) Inventor: **Morten Fridstrøm**, Tangen (NO)

(*) Notice: This patent is subject to a terminal disclaimer.

(**) Term: **14 Years**

(21) Appl. No.: **29/464,693**

(22) Filed: **Aug. 20, 2013**

(30) **Foreign Application Priority Data**

Apr. 25, 2013 (NO) 20130381

(51) **LOC (10) Cl.** **03-01**

(52) **U.S. Cl.**
USPC **D3/247**

(58) **Field of Classification Search**
USPC 150/131-149, 152, 165; 206/39, 232,
206/424, 425, 457, 494, 534; 40/124.01,
40/124.06, 124.09, 358, 910-912;
D14/250; D3/203.1, 203.5, 203.6,
D3/203.8, 225-227, 247-253, 299, 301,
D3/303

CPC G09F 1/10
See application file for complete search history.

(56) **References Cited**

U.S. PATENT DOCUMENTS

D35,495 S *	12/1901	Schultze	D3/247
779,742 A *	1/1905	Schultze	150/132
1,183,800 A *	5/1916	Dalitz	150/134
1,895,782 A *	1/1933	Buxton	150/138
D413,438 S *	9/1999	Nicholas	D3/247

* cited by examiner

Primary Examiner — Robert M Spear

Assistant Examiner — Marissa J Cash

(74) *Attorney, Agent, or Firm* — Winstead PC

(57) **CLAIM**

The ornamental design for a wallet, as shown and described.

DESCRIPTION

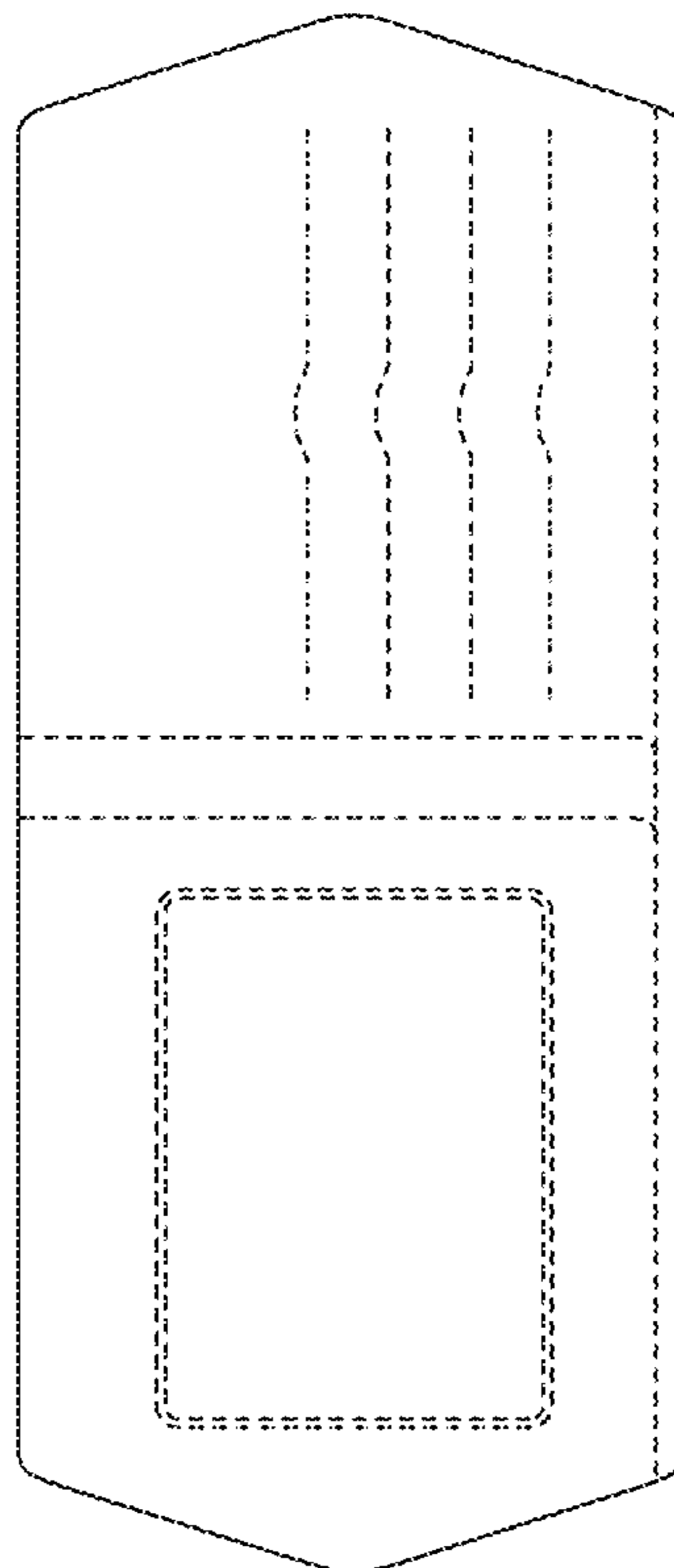

FIG. 1 is a front view of a wallet in a folded configuration in accordance with the design;

FIG. 2 is a top view of the wallet in the folded configuration; FIG. 3 is a front view of the wallet in an unfolded configuration; and,

FIG. 4 is a rear view of the wallet in the unfolded configuration.

The broken lines of FIG. 4 are for the purpose of illustrating features of the wallet that form no part of the claimed design.

1 Claim, 2 Drawing Sheets






FIG. 1

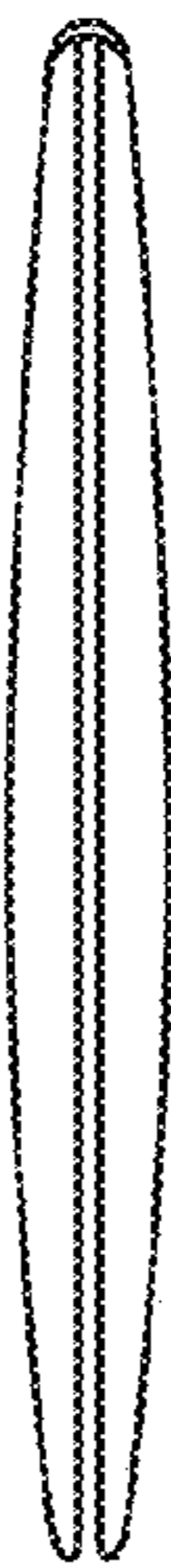


FIG. 2




FIG. 3

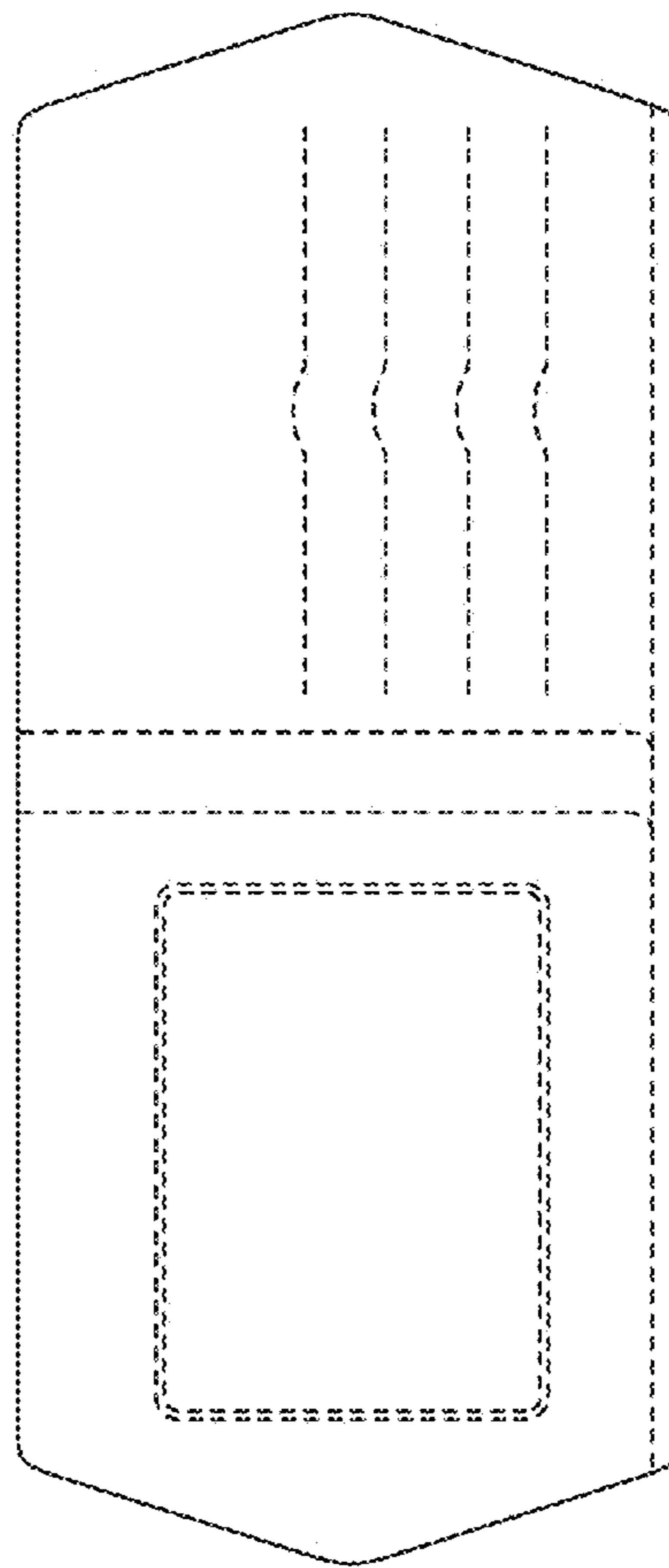


FIG. 4