



US00D740010S

(12) **United States Design Patent**
Kirkwood

(10) **Patent No.:** **US D740,010 S**

(45) **Date of Patent:** **** Oct. 6, 2015**

(54) **HEEL WITH STUDS**

(71) Applicant: **NICHOLAS KIRKWOOD LIMITED,**
Bristol (GB)

(72) Inventor: **Nicholas Kirkwood,** London (GB)

(73) Assignee: **Nicholas Kirkwood Limited,** Bristol
(GB)

(**) Term: **14 Years**

(21) Appl. No.: **29/510,944**

(22) Filed: **Dec. 4, 2014**

(51) **LOC (10) Cl.** **02-04**

(52) **U.S. Cl.**
USPC **D2/965**

(58) **Field of Classification Search**
USPC D2/896, 916, 918, 922, 925-942, 946,
D2/964, 965, 966, 967, 968, 976; 36/83,
36/34 R, 35 R, 36 R, 36 A, 36 B, 36 C, 37,
36/38, 35 A, 40, 41, 42, 34 A, 34 B
CPC A43B 13/37; A43B 21/00; A43B 21/02;
A43B 21/025; A43B 21/03; A43B 21/04;
A43B 21/06; A43B 21/08; A43B 21/20;
A43B 21/22; A43B 21/24; A43B 21/26;
A43B 21/265; A43B 21/28; A43B 21/32;
A43B 21/36; A43B 21/54

See application file for complete search history.

(56) **References Cited**

U.S. PATENT DOCUMENTS

267,167 A * 11/1882 Dranly 36/40
D25,187 S * 2/1896 Hill D2/965
2,212,263 A * 8/1940 Convy 36/34 B
2,262,253 A * 11/1941 Rule 36/1
2,328,319 A * 8/1943 Armand 36/34 A

D146,885 S * 6/1947 Tullgren et al. D2/950
2,489,018 A * 11/1949 Dodge 36/1
D194,778 S * 3/1963 Joyce D2/965
D201,863 S * 8/1965 Goldberg D2/965
4,724,628 A * 2/1988 Schreiner 36/136
5,996,261 A * 12/1999 Nelson 36/136
D515,795 S * 2/2006 Baden et al. D2/965
D519,268 S * 4/2006 Choi D2/965
D535,087 S * 1/2007 Amado et al. D2/965
D563,638 S * 3/2008 Guers-Neyrud D2/965
D605,840 S * 12/2009 Schwartz D2/965
D632,469 S * 2/2011 Guers-Neyraud D2/965
D647,291 S * 10/2011 Ringholz D2/965
D662,297 S * 6/2012 Ringholz D2/965
D665,980 S * 8/2012 Ruano Cerdan et al. D2/965
D675,417 S * 2/2013 Cheifetz D2/965
D718,029 S * 11/2014 Javits, Jr. D2/965
D724,303 S * 3/2015 Manasra D2/966
D728,211 S * 5/2015 Kirkwood D2/965

* cited by examiner

Primary Examiner — Elizabeth J Oswecki

(74) *Attorney, Agent, or Firm* — Raymond R. Ferrera;
Adams and Reese LLP

(57) **CLAIM**

The ornamental design for a heel with studs, as shown and described.

DESCRIPTION

FIG. 1 is a perspective view of a heel with studs showing my new design;

FIG. 2 is a side view thereof;

FIG. 3 is an opposite side view thereof;

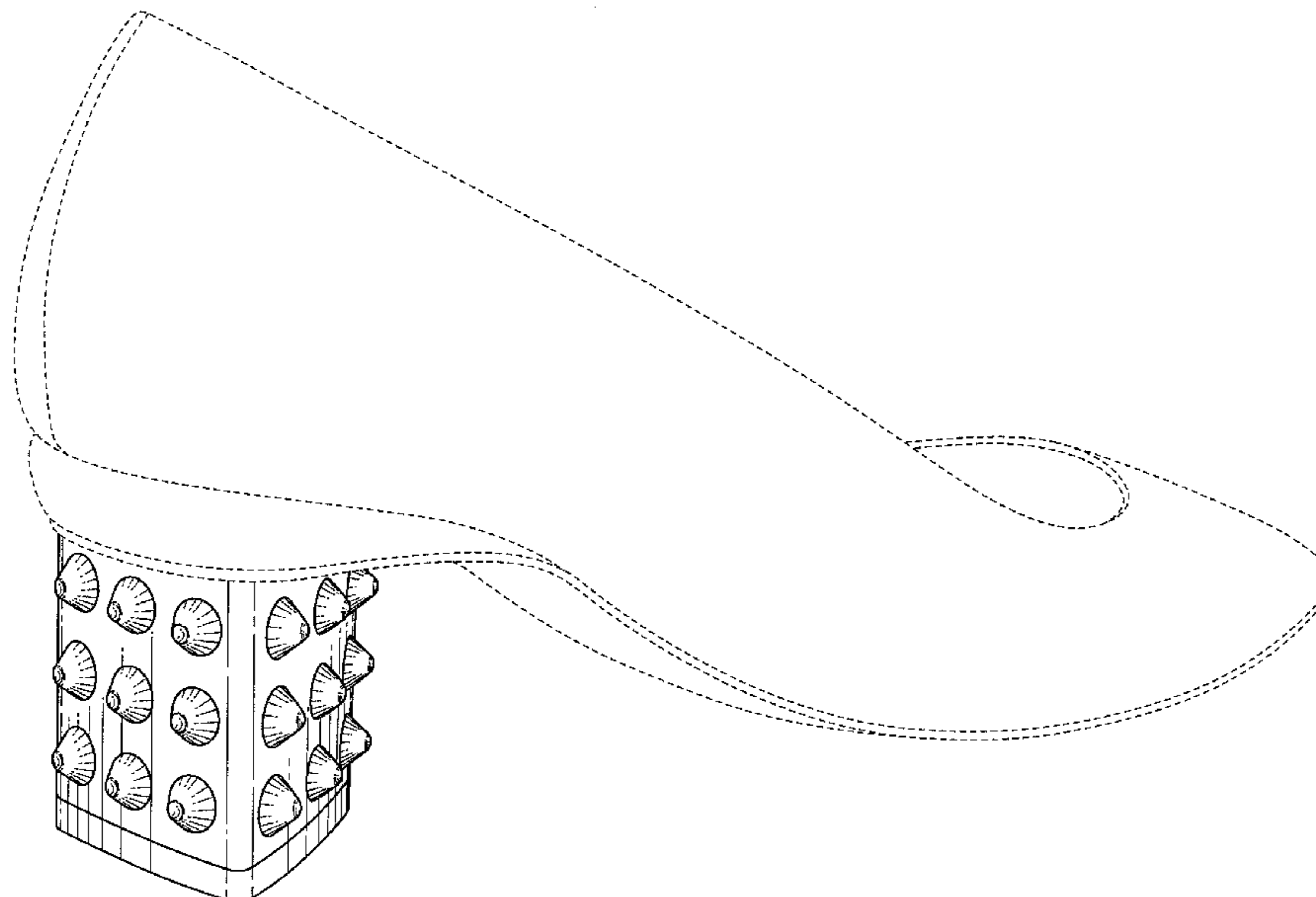
FIG. 4 is a rear view thereof; and,

FIG. 5 is a bottom view thereof.

The broken lines shown in the drawings of a shoe form no part of the claimed design.

All surfaces not shown form no part of the claimed design.

1 Claim, 5 Drawing Sheets



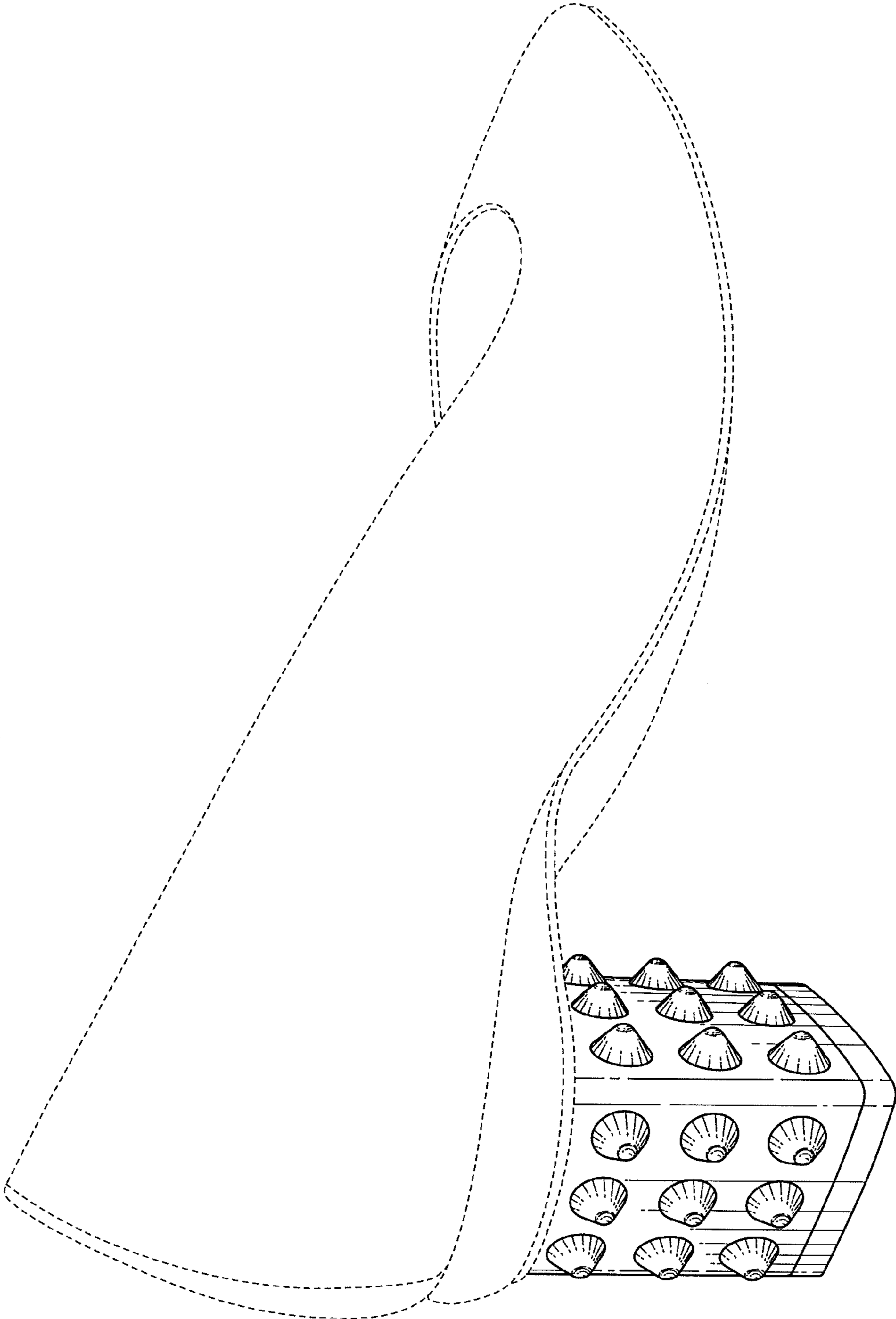


FIG. 1




FIG. 2

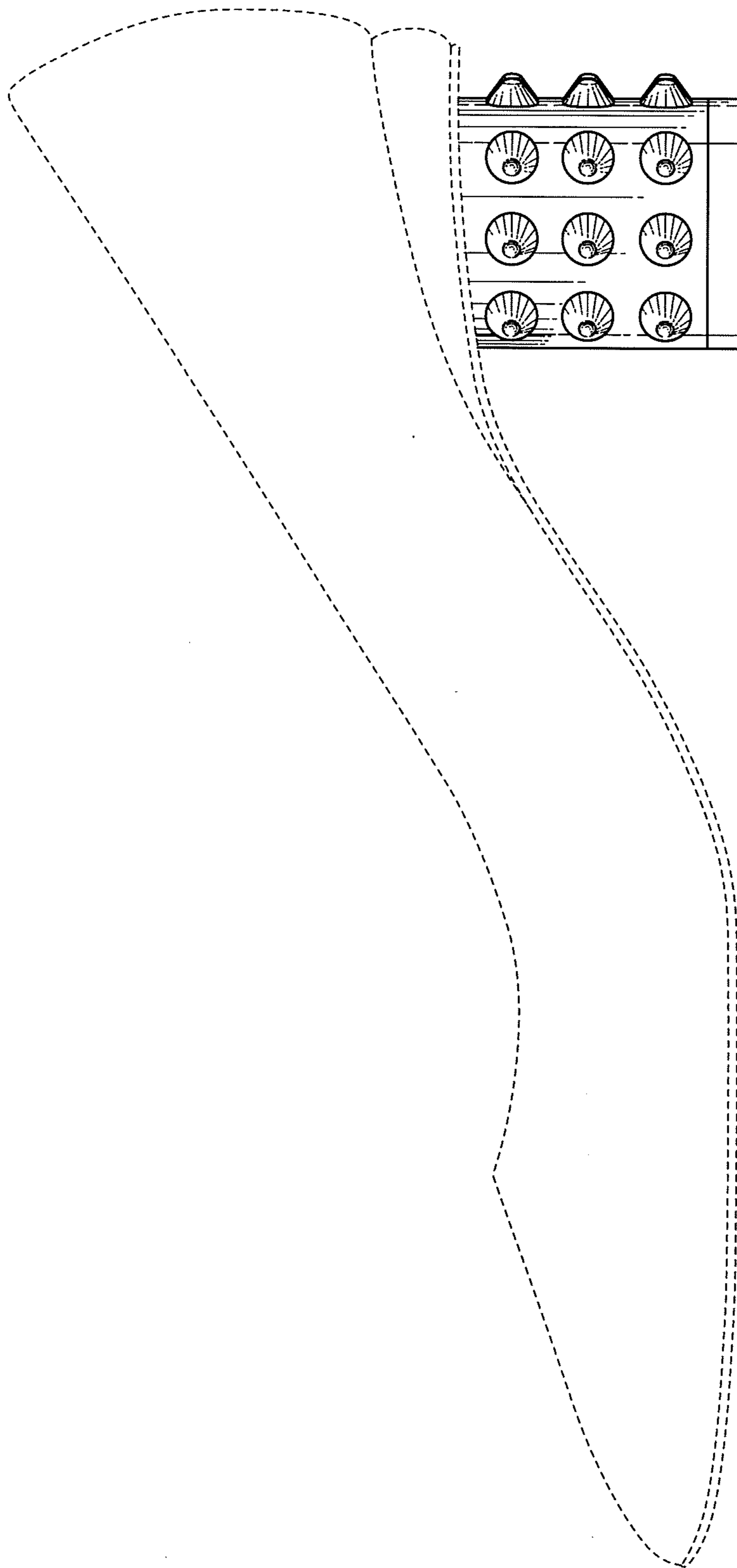


FIG. 3

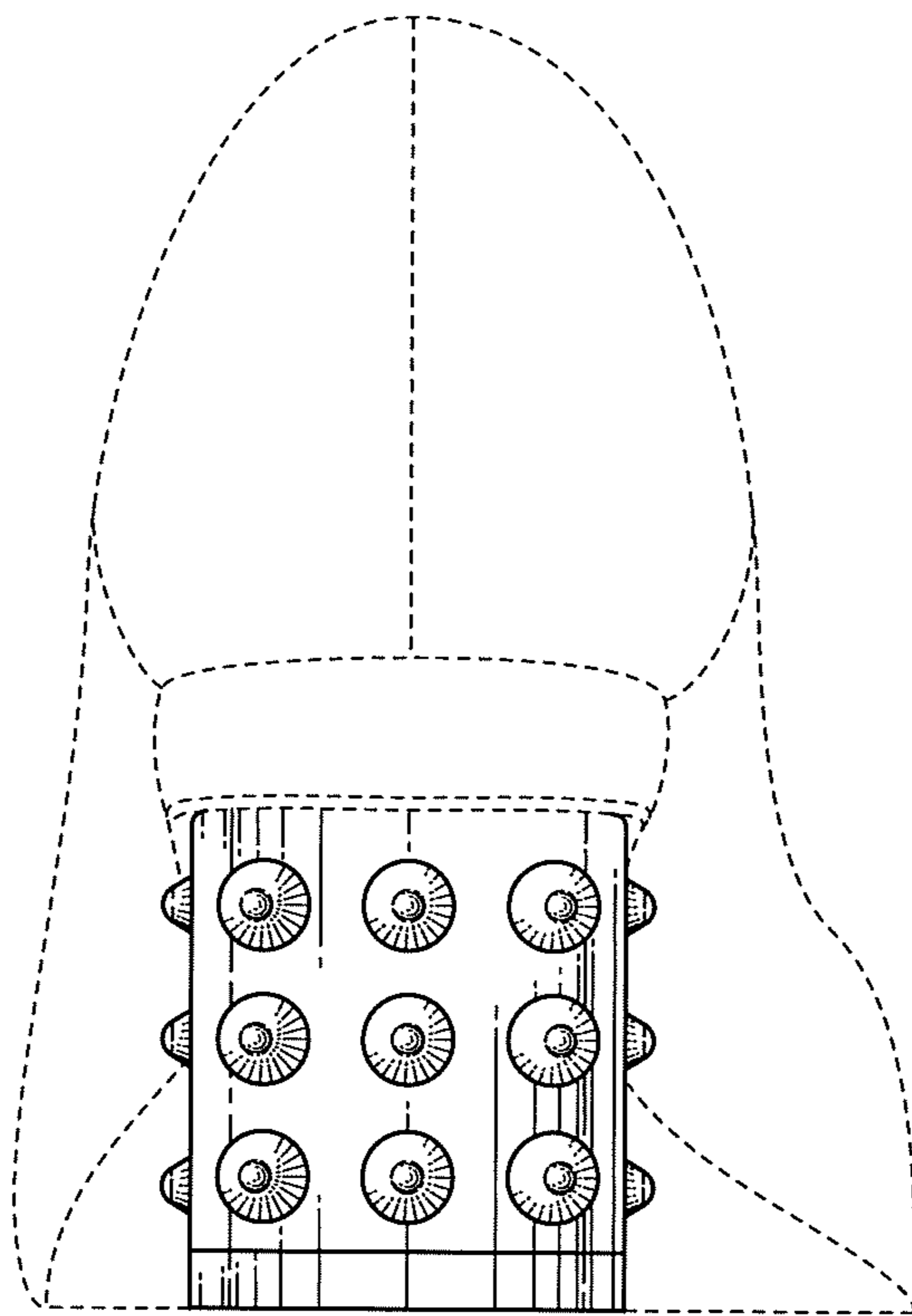


FIG. 4

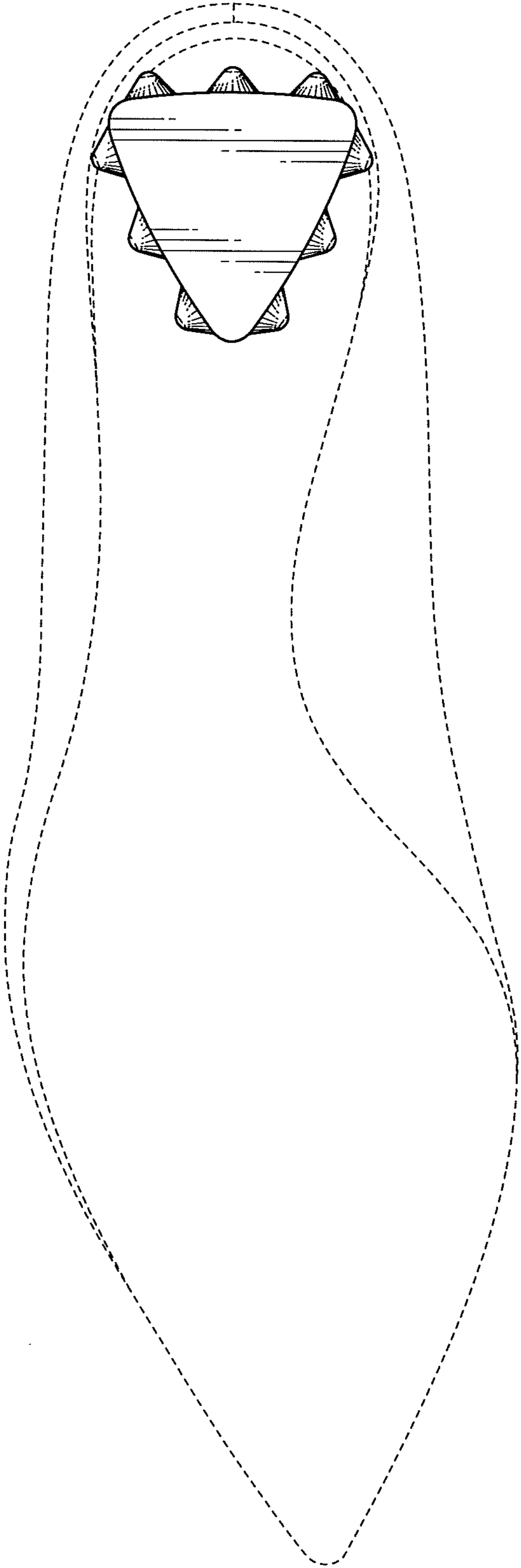


FIG. 5