



US00D740000S

(12) **United States Design Patent**
Sassi

(10) **Patent No.:** **US D740,000 S**
(45) **Date of Patent:** **** Oct. 6, 2015**

- (54) **SHOE**
- (71) Applicant: **VALENTINO S.p.A.**, Milan (IT)
- (72) Inventor: **Stefano Sassi**, Milan (IT)
- (73) Assignee: **VALENTINO S.p.A.**, Milan (IT)
- (**) Term: **14 Years**
- (21) Appl. No.: **29/476,016**
- (22) Filed: **Dec. 10, 2013**
- (30) **Foreign Application Priority Data**

Jun. 11, 2013 (IT) MI2013O0144

- (51) **LOC (10) Cl.** **02-04**
- (52) **U.S. Cl.**
USPC **D2/929; D2/933**
- (58) **Field of Classification Search**
USPC D2/896, 900, 916, 918, 925-942, 964,
D2/965, 971
CPC A43B 21/00; A43B 21/02; A43B 21/06;
A43B 9/14; A43B 1/0045; A43B 13/10;
A43B 13/12; A43B 23/06; A43B 23/07;
A43B 1/0036; A43B 7/32
See application file for complete search history.

(56) **References Cited**

U.S. PATENT DOCUMENTS

- D37,359 S * 2/1905 Borchardt D2/916
- D88,777 S * 12/1932 Graves D2/918
- D91,531 S * 2/1934 Morali D2/930

- D91,534 S * 2/1934 Morali D2/930
- D91,535 S * 2/1934 Morali D2/932
- D93,057 S * 8/1934 Troy D2/918
- D95,664 S * 5/1935 Carrier D2/918
- D95,690 S * 5/1935 Koomruian D2/918
- D100,286 S * 7/1936 Rauh D2/930
- D102,342 S * 12/1936 Stein D2/931
- D102,344 S * 12/1936 Stein D2/931
- D102,345 S * 12/1936 Stein D2/931
- D102,346 S * 12/1936 Stein D2/931
- D103,413 S * 3/1937 Sholtz D2/931
- D131,545 S * 3/1942 Vivier D2/930
- D132,292 S * 5/1942 Benton D2/918
- D149,695 S * 5/1948 Sandler D2/930
- D158,331 S * 4/1950 Sandler D2/918
- D158,395 S * 5/1950 Liberty D2/918
- D279,326 S * 6/1985 Foldes D2/916

* cited by examiner

Primary Examiner — Dominic Simone

(74) *Attorney, Agent, or Firm* — Thomas|Horstemeyer, LLP

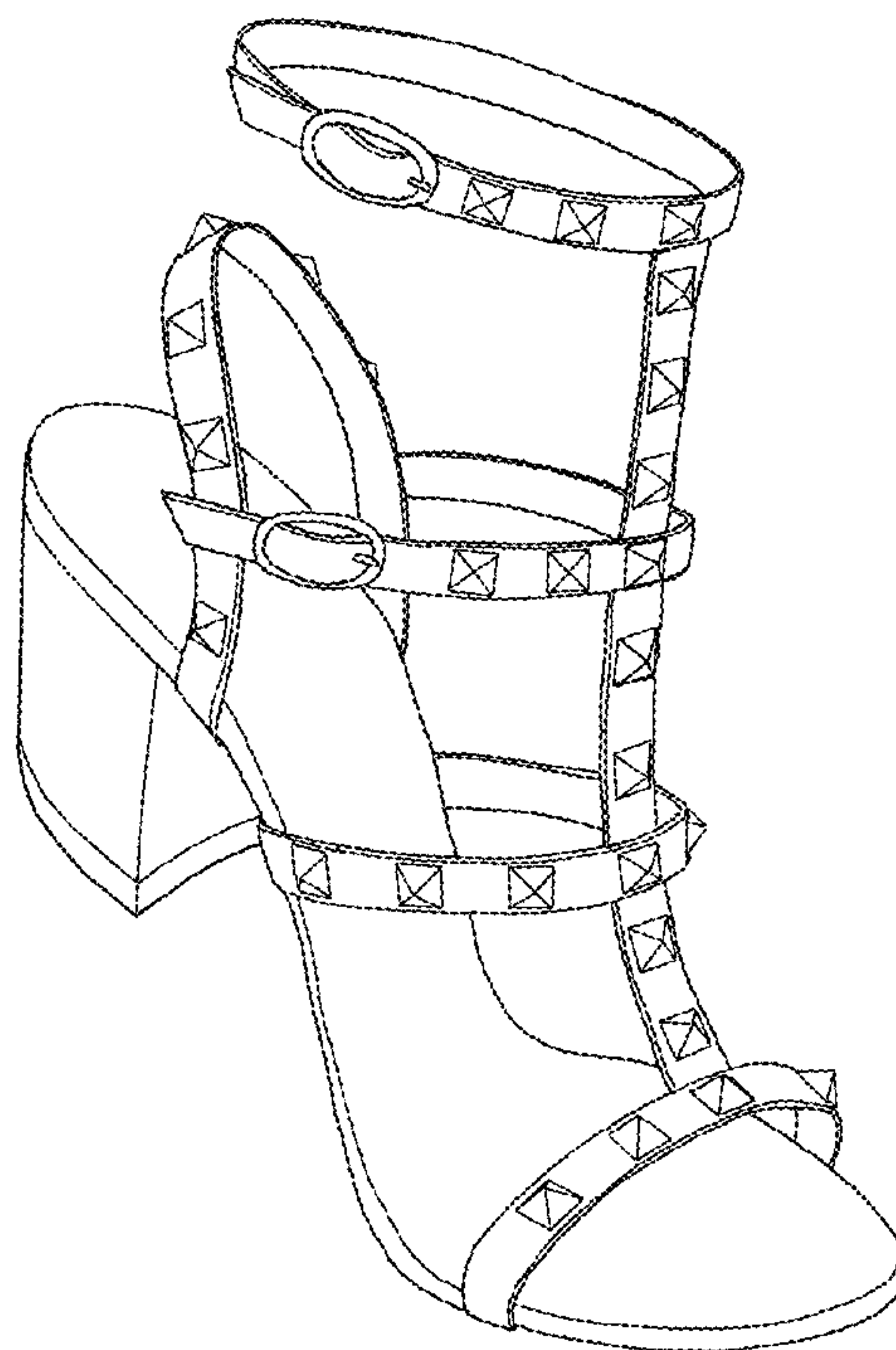
(57) **CLAIM**

The ornamental design for a shoe, as shown and described.

DESCRIPTION

FIG. 1 is a perspective view of my new shoe;
 FIG. 2 is a front elevational view of my new shoe;
 FIG. 3 is a rear elevational view of my new shoe, opposite that of FIG. 2;
 FIG. 4 is a left side elevational view of my new shoe of FIG. 1;
 FIG. 5 is a right side elevational view of my new shoe from a side opposite that of FIG. 4; and,
 FIG. 6 is a top view of my new shoe.

1 Claim, 6 Drawing Sheets



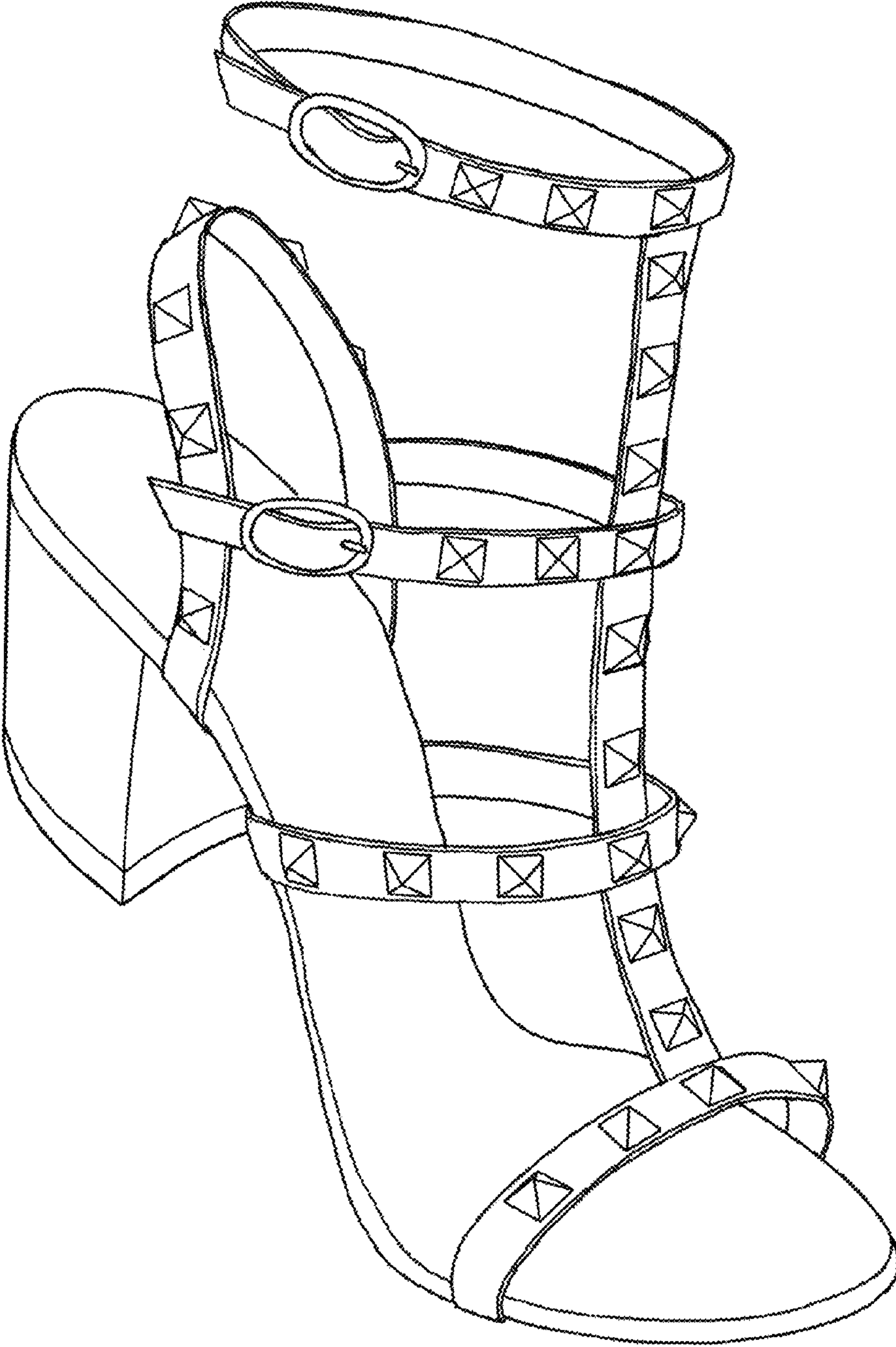


FIG. 1

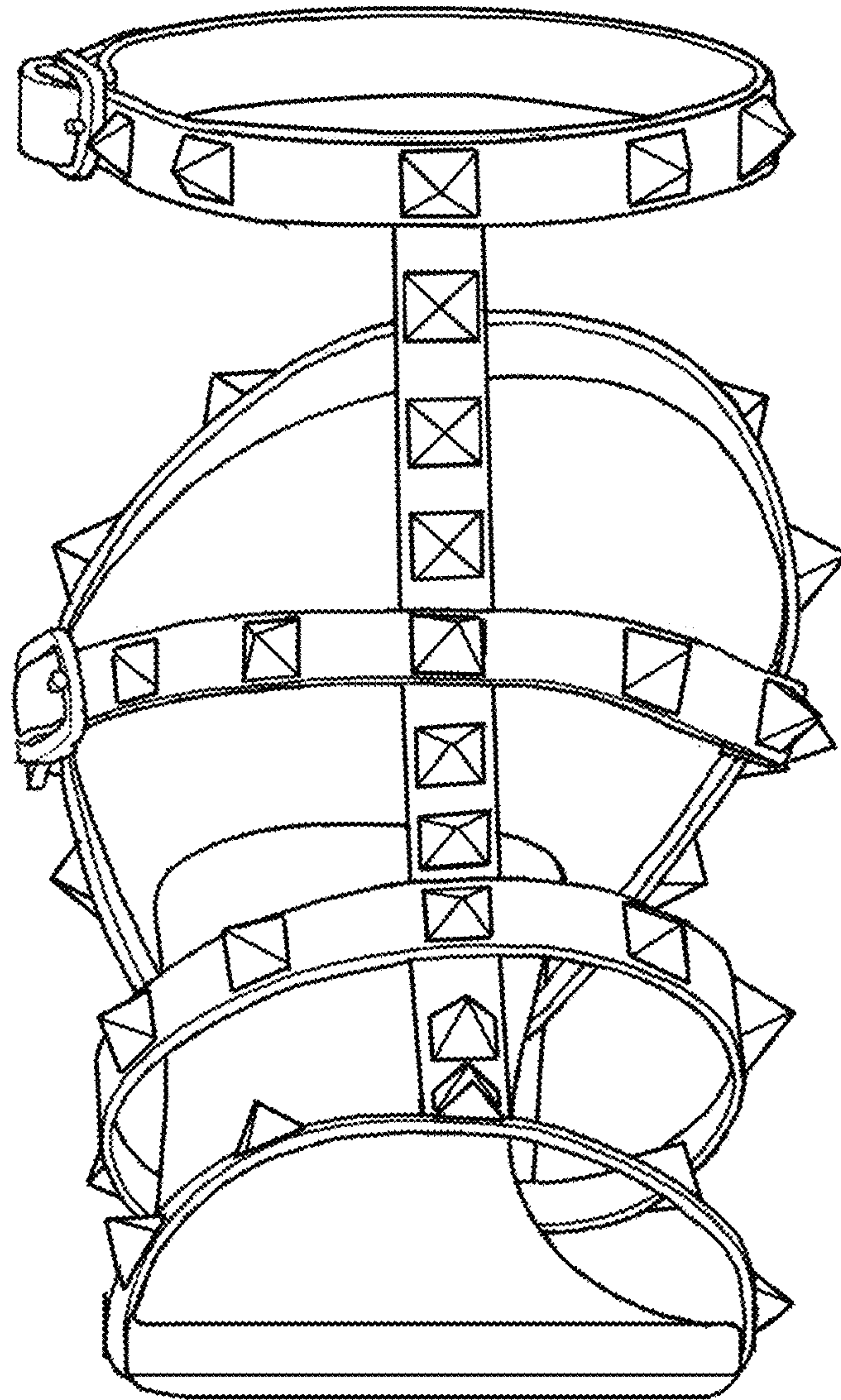


FIG. 2

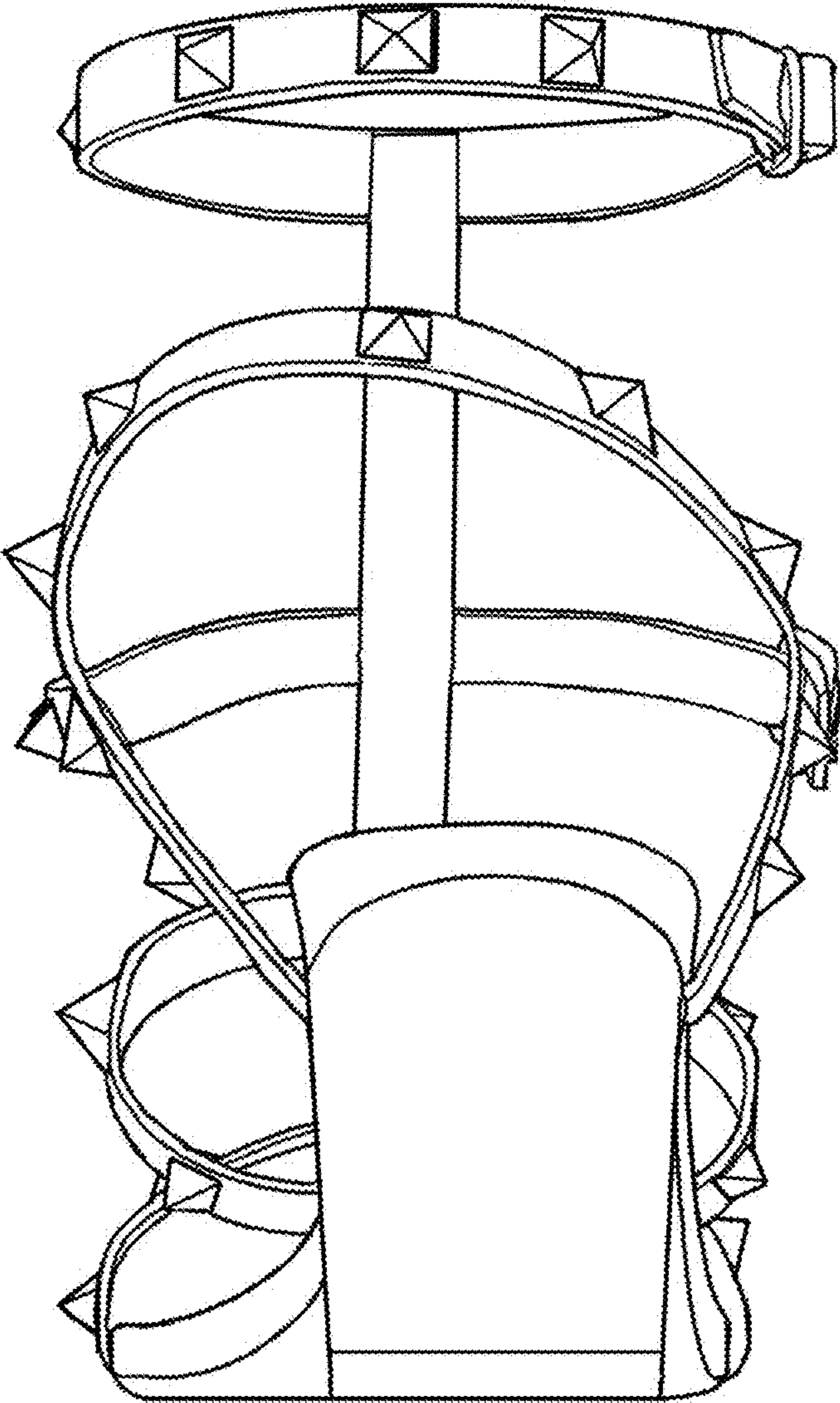


FIG. 3

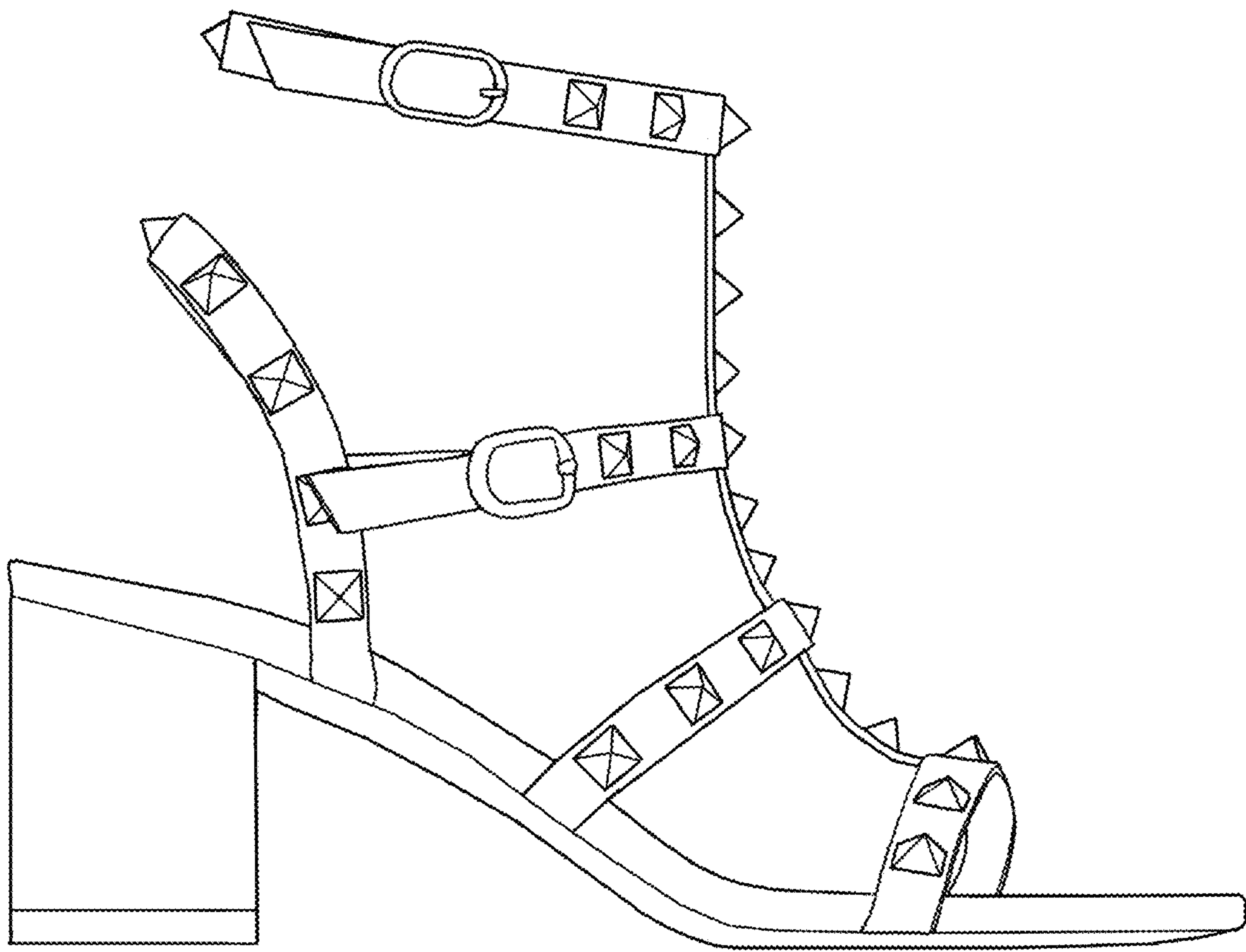


FIG. 4




FIG. 5

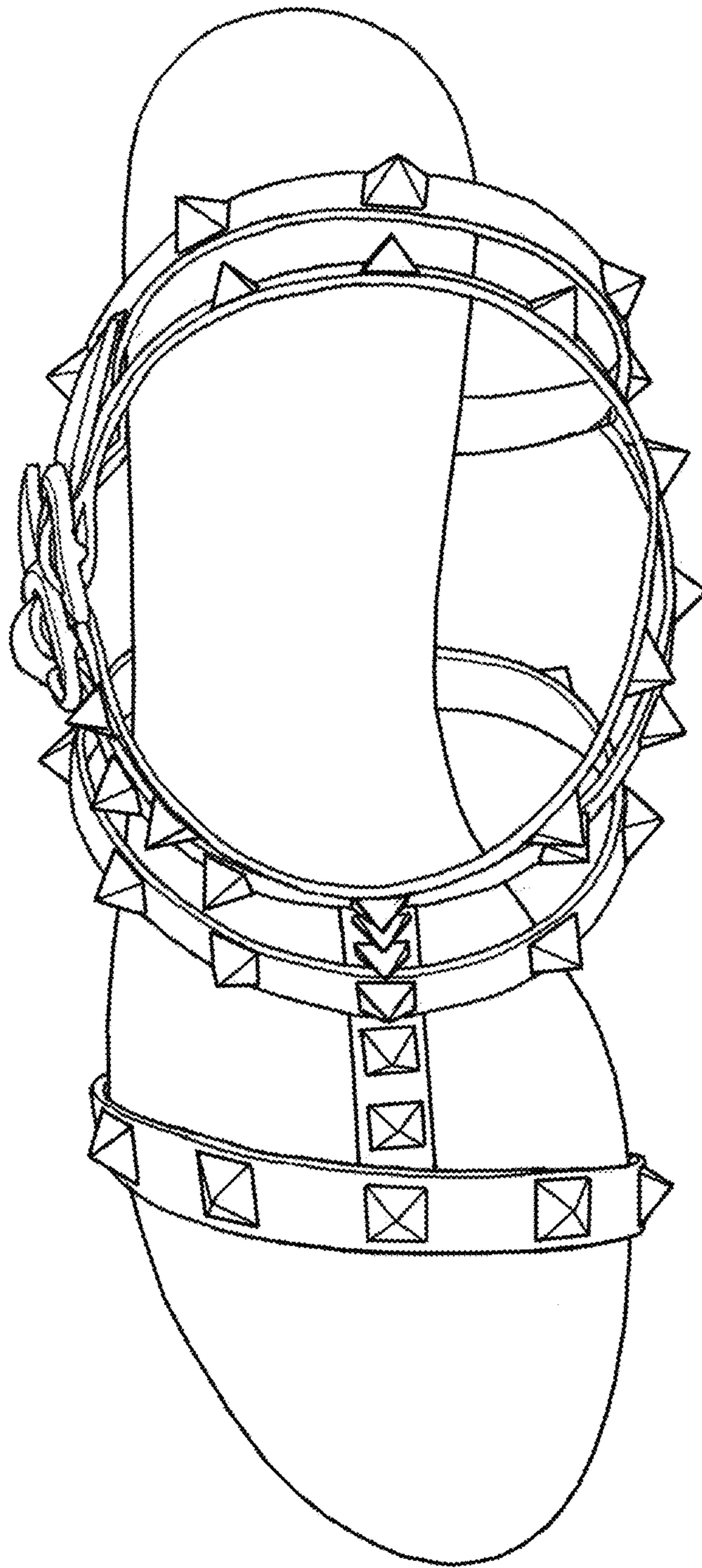


FIG. 6

UNITED STATES PATENT AND TRADEMARK OFFICE
CERTIFICATE OF CORRECTION

PATENT NO. : D740,000 S
APPLICATION NO. : 29/476016
DATED : October 6, 2015
INVENTOR(S) : Stefano Sassi

Page 1 of 1

It is certified that error appears in the above-identified patent and that said Letters Patent is hereby corrected as shown below:

Title Page, item (30) Foreign Application Priority Data: change "MI2013O0144" to
-- MI2013O000144 --.

Signed and Sealed this
Twenty-second Day of March, 2016



Michelle K. Lee
Director of the United States Patent and Trademark Office