



US00D739976S

(12) **United States Design Patent**
Wu et al.

(10) **Patent No.:** **US D739,976 S**

(45) **Date of Patent:** **** Sep. 29, 2015**

(54) **FOLDABLE DESK LAMP**

(56) **References Cited**

(71) Applicant: **UNITY OPTO TECHNOLOGY CO., LTD.**, New Taipei (TW)

U.S. PATENT DOCUMENTS

(72) Inventors: **Ching-Huei Wu**, New Taipei (TW);
Chih-Hsien Wu, New Taipei (TW);
Ching-Li Chou, New Taipei (TW);
Shih-Hsun Chang, New Taipei (TW)

D300,876 S *	4/1989	Sakai	D26/107
D386,273 S *	11/1997	Yan	D26/63
D601,288 S *	9/2009	Thomson et al.	D26/63
D604,883 S *	11/2009	Park	D26/65
D637,332 S *	5/2011	Lee	D26/63

* cited by examiner

(73) Assignee: **Unity Opto Technology Co., Ltd.**, New Taipei (TW)

Primary Examiner — Brian N Vinson

(74) *Attorney, Agent, or Firm* — Leong C. Lei

(**) Term: **14 Years**

(57) **CLAIM**

The ornamental design for a foldable desk lamp, as shown and described.

(21) Appl. No.: **29/467,773**

(22) Filed: **Sep. 23, 2013**

DESCRIPTION

(30) **Foreign Application Priority Data**

Jun. 18, 2013 (TW) 102304189

(51) **LOC (10) Cl.** **26-03**

(52) **U.S. Cl.**
USPC **D26/63**

(58) **Field of Classification Search**
USPC D26/1, 24, 63, 61, 93, 106, 107
CPC F21S 6/00; F21S 6/002; F21V 21/14;
F21V 21/00; F21V 21/06; F21V 21/30;
F21W 2131/30

FIG. 1 is a perspective view of a foldable desk lamp showing our new design;

FIG. 2 is a front elevational view thereof;

FIG. 3 is a rear elevational view thereof;

FIG. 4 is a left side view thereof;

FIG. 5 is a right side view thereof;

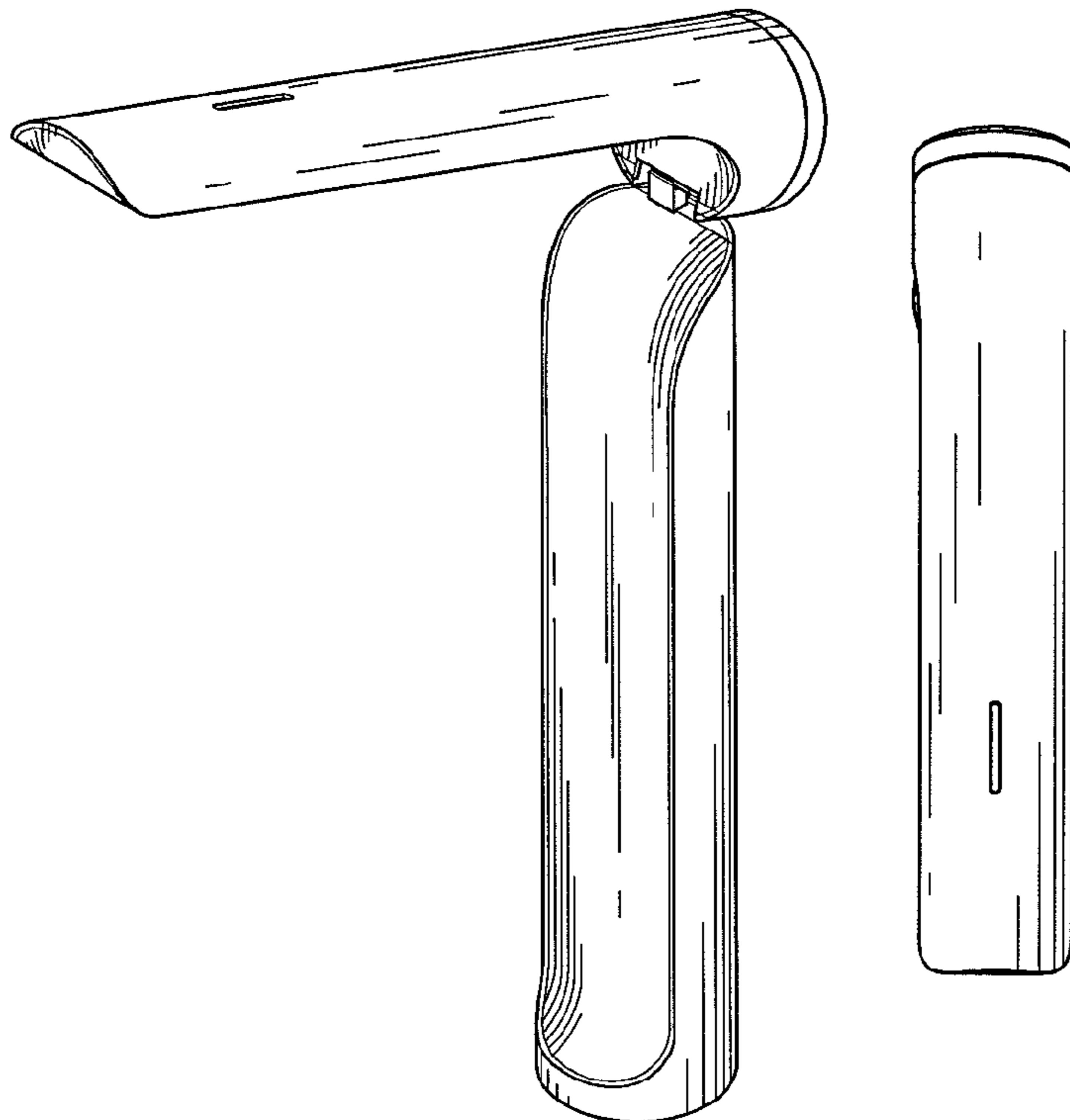
FIG. 6 is a top plan view thereof;

FIG. 7 is a bottom plan view thereof; and,

FIG. 8 is another perspective view thereof which is related to a foldable lamp capable of being transformed into handheld flashlight as desired by users.

See application file for complete search history.

1 Claim, 6 Drawing Sheets



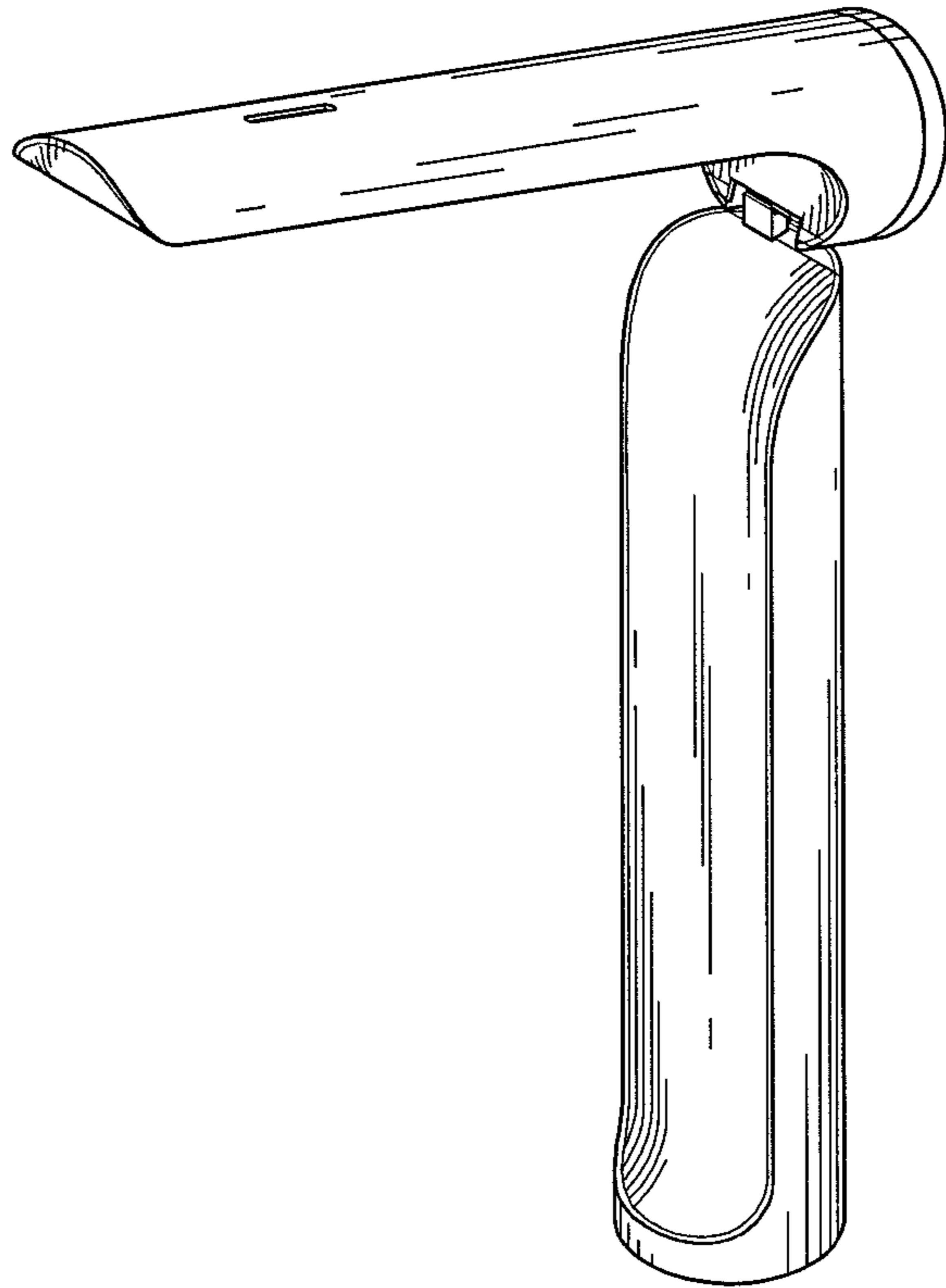


FIG. 1




FIG. 2




FIG. 3

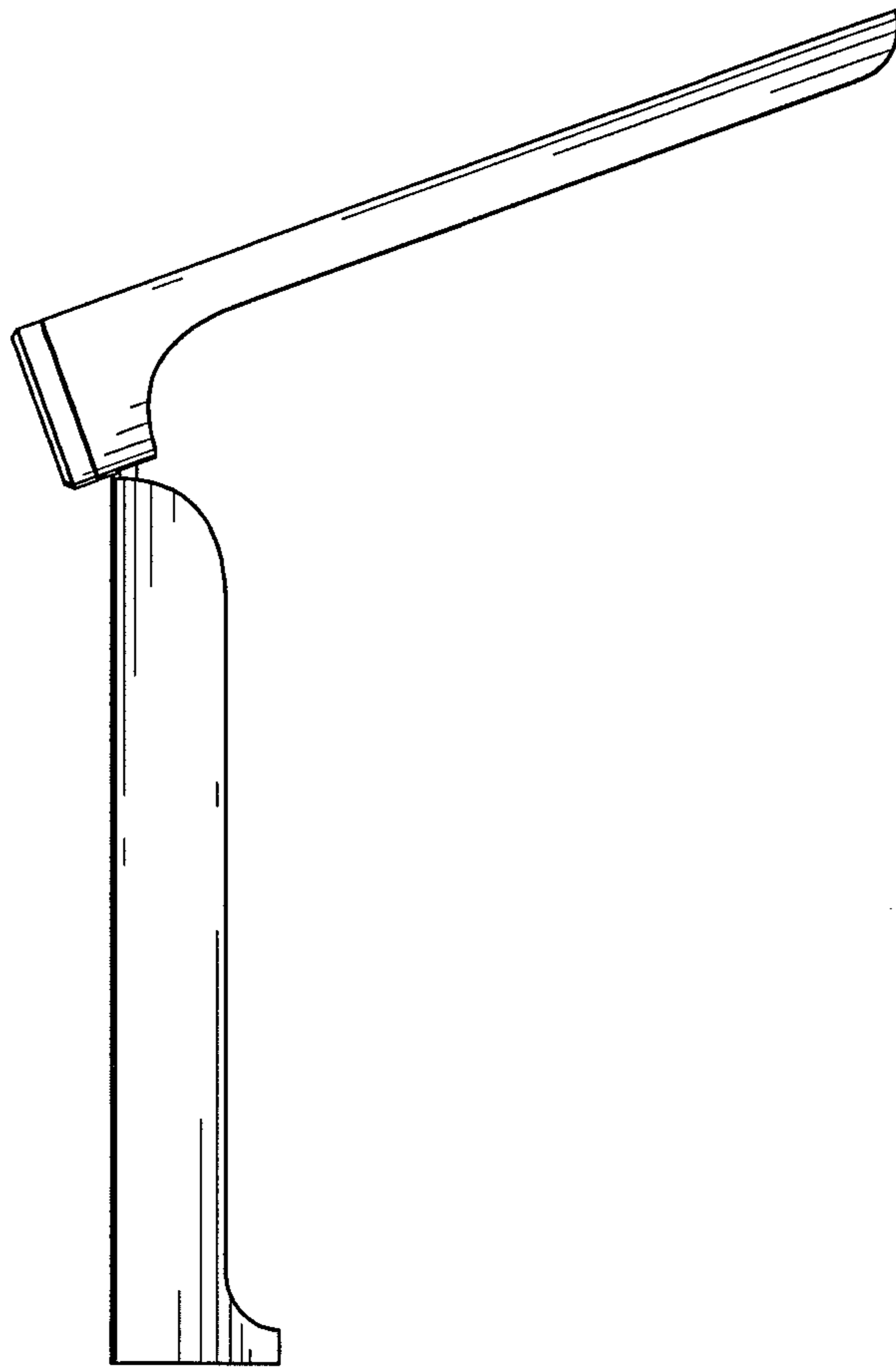


FIG. 4

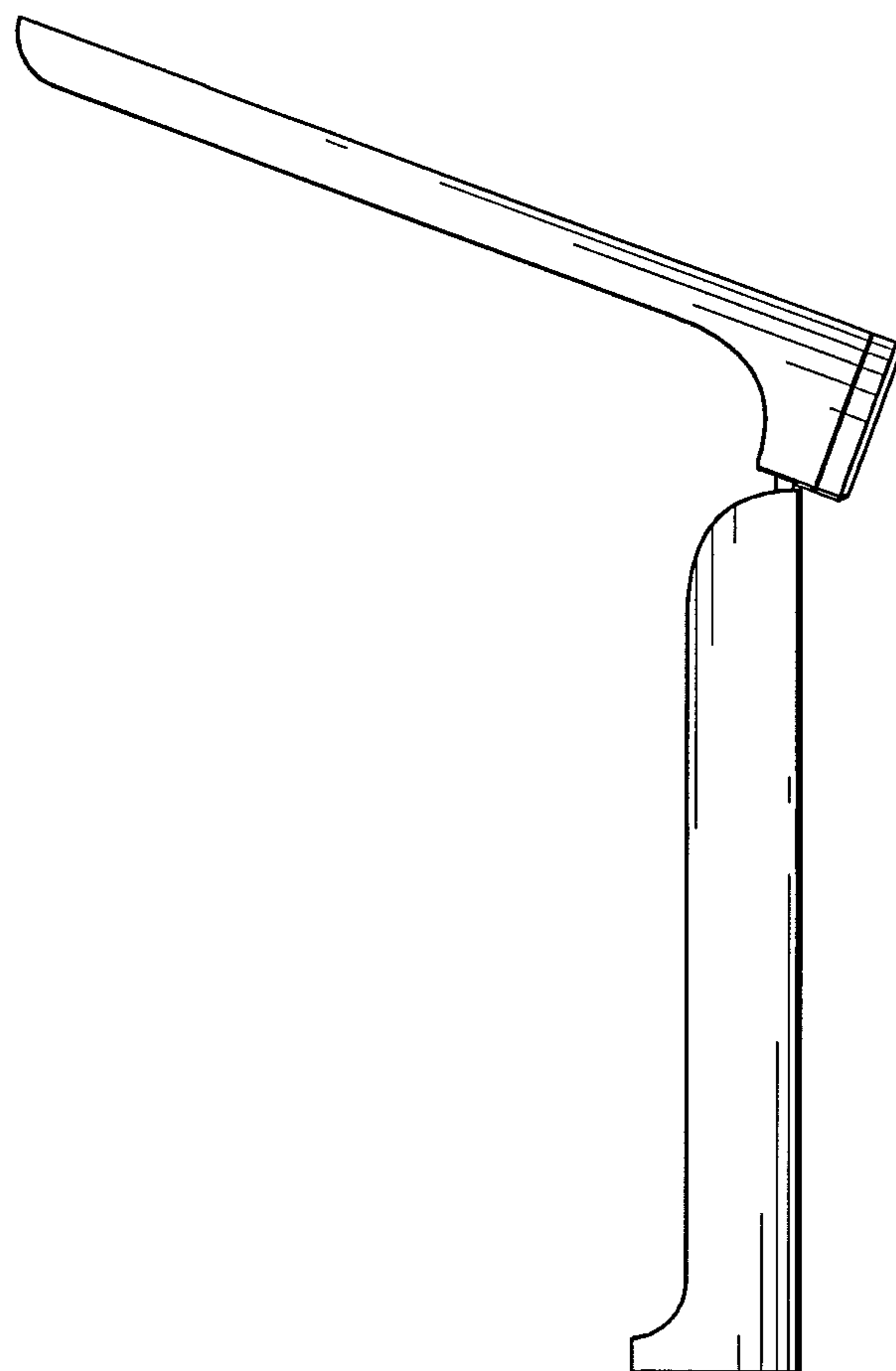


FIG. 5

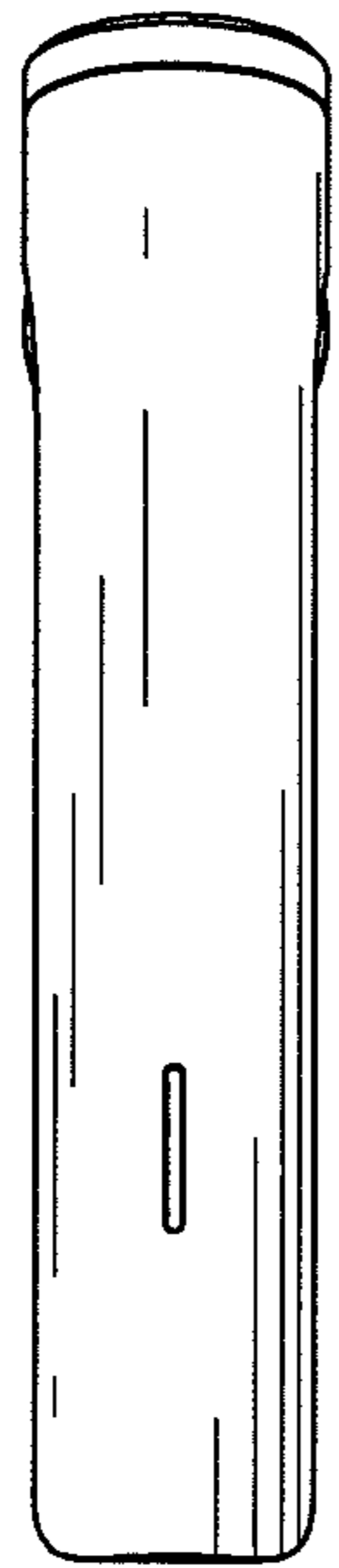


FIG. 6



FIG. 7




FIG. 8