



US00D739972S

(12) **United States Design Patent**
Tada

(10) **Patent No.:** **US D739,972 S**

(45) **Date of Patent:** **** Sep. 29, 2015**

(54) **REAR COMBINATION LAMP FOR AN
AUTOMOBILE**

(71) Applicant: **Hiroyuki Tada**, Nagoya (JP)

(72) Inventor: **Hiroyuki Tada**, Nagoya (JP)

(73) Assignee: **Toyota Jidosha Kabushiki Kaisha**,
Toyota-shi, Aichi-ken (JP)

(**) Term: **14 Years**

(21) Appl. No.: **29/493,994**

(22) Filed: **Jun. 16, 2014**

Related U.S. Application Data

(62) Division of application No. 29/424,076, filed on Jun. 7,
2012, now Pat. No. Des. 716,476.

(30) **Foreign Application Priority Data**

Mar. 9, 2012 (JP) 2012-005401

Mar. 9, 2012 (JP) 2012-005417

(51) **LOC (10) Cl.** **26-06**

(52) **U.S. Cl.**
USPC **D26/28**

(58) **Field of Classification Search**
USPC D26/28-36; 362/458-468, 475-478,
362/485-487

See application file for complete search history.

(56) **References Cited**

U.S. PATENT DOCUMENTS

D530,839 S * 10/2006 Matsuoka et al. D26/28
D549,363 S * 8/2007 Pfeiffer D26/28
D552,769 S * 10/2007 Leclercq D26/28
D605,793 S * 12/2009 Weil D26/28

OTHER PUBLICATIONS

MPV no subete; MPV, Mfg.: Mazda; Publisher: San-eishobo Pub-
lishing Co., Ltd.; Mar. 30, 2006.

Catalogue of RAUM; RAUM; Mfg.: Toyota; Publisher: Toyota 2007.
Catalogue of Toyota VOXY; VOXY; Mfg.: Toyota; Publisher: Toyota
Jidosha Kabushiki Kaisha 2002.

Catalogue of Toyota dB; Toyota dB; Mfg.: Toyota; Publisher: Toyota
Jidosha Kabushiki Kaisha 2005.

* cited by examiner

Primary Examiner — Marcus Jackson

(74) *Attorney, Agent, or Firm* — Finnegan, Henderson,
Farabow, Garrett & Dunner, L.L.P.

(57) **CLAIM**


The ornamental design for a rear combination lamp for an
automobile, as shown and described.

DESCRIPTION

FIG. 1 is a perspective view of a rear combination lamp for an
automobile showing my new design;
FIG. 2 is a front view thereof;
FIG. 3 is a rear view thereof;
FIG. 4 is a left side elevation view thereof;
FIG. 5 is a right side elevation view thereof;
FIG. 6 is a top plan view thereof; and,
FIG. 7 is a bottom view thereof.

My design includes a mirror image of the embodiment
depicted.

1 Claim, 4 Drawing Sheets






FIG. 1




FIG. 3




FIG. 2




FIG. 4




FIG. 5

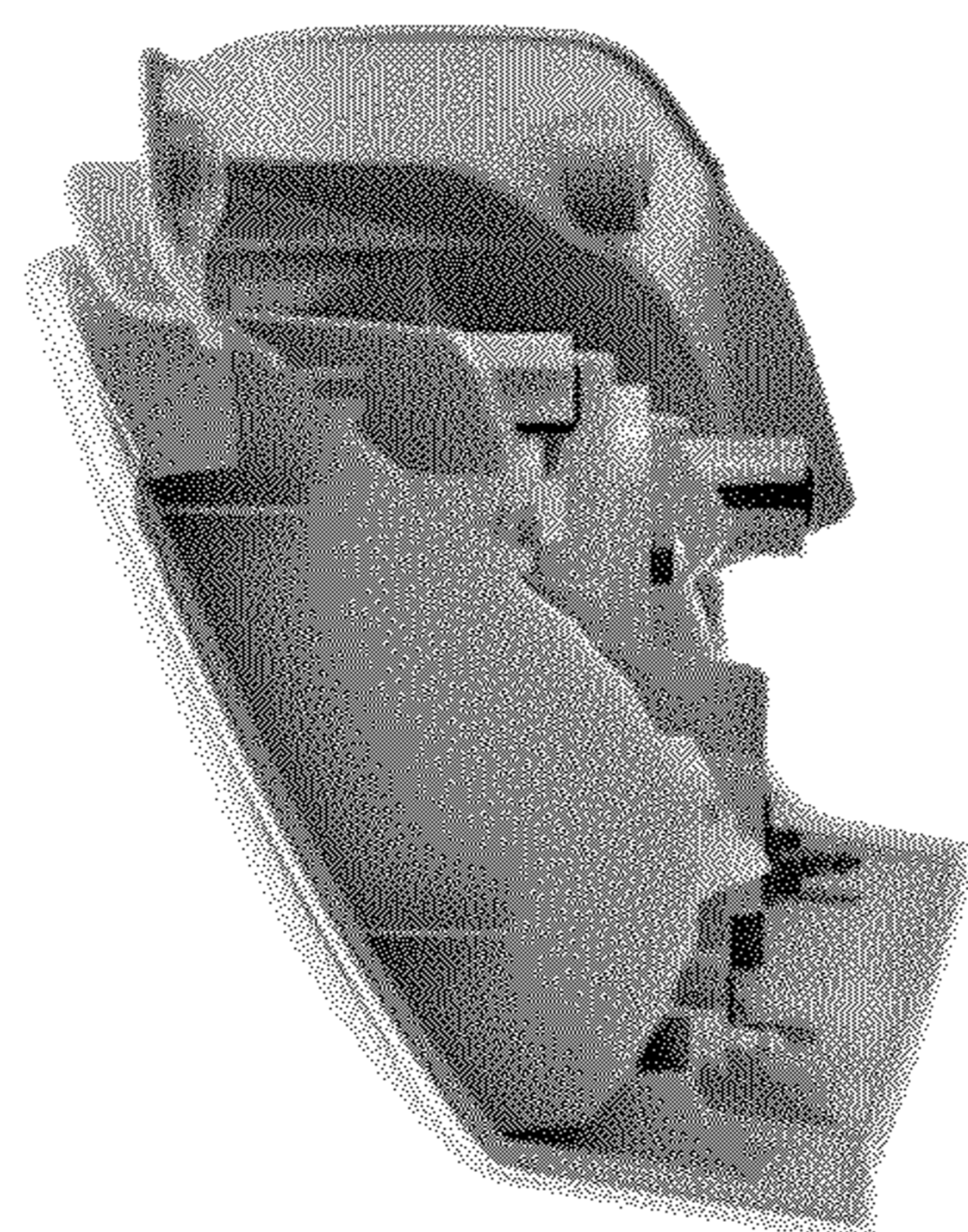


FIG. 7




FIG. 6