



US00D739961S

(12) **United States Design Patent**  
**Zuo**

(10) **Patent No.:** **US D739,961 S**  
(45) **Date of Patent:** **\*\* Sep. 29, 2015**

(54) **THREE DIMENSIONAL PANEL**

(71) Applicant: **JIANGSU BURGEE NEW TECHNOLOGY MATERIALS CO., LTD.**, Suzhou (CN)

(72) Inventor: **Baichuan Zuo**, Suzhou (CN)

(73) Assignee: **JIANGSU BURGEE NEW TECHNOLOGY MATERIALS CO., LTD.**, Suzhou (CN)

(\*\*) Term: **14 Years**

(21) Appl. No.: **29/496,052**

(22) Filed: **Jul. 9, 2014**

(51) **LOC (10) Cl.** ..... **25-01**

(52) **U.S. Cl.**  
USPC ..... **D25/138**

(58) **Field of Classification Search**  
USPC ..... D25/138  
CPC ..... E04B 2001/8263; E04B 2001/8414;  
E04B 2001/8419; E04B 2001/8428

See application file for complete search history.

(56) **References Cited**

U.S. PATENT DOCUMENTS

2,410,413	A	*	11/1946	Hurley	.....	181/30
D245,926	S	*	9/1977	Schuss	.....	D25/163
D578,669	S	*	10/2008	Kaump	.....	D25/163
D644,751	S	*	9/2011	Martin et al.	.....	D25/138
D680,239	S	*	4/2013	Reichwein	.....	D25/163
D686,349	S	*	7/2013	Hooper	.....	D25/138
2005/0034398	A1	*	2/2005	Mauk et al.	.....	52/506.01

\* cited by examiner

*Primary Examiner* — Doris Clark

(74) *Attorney, Agent, or Firm* — CBM Patent Consulting, LLC


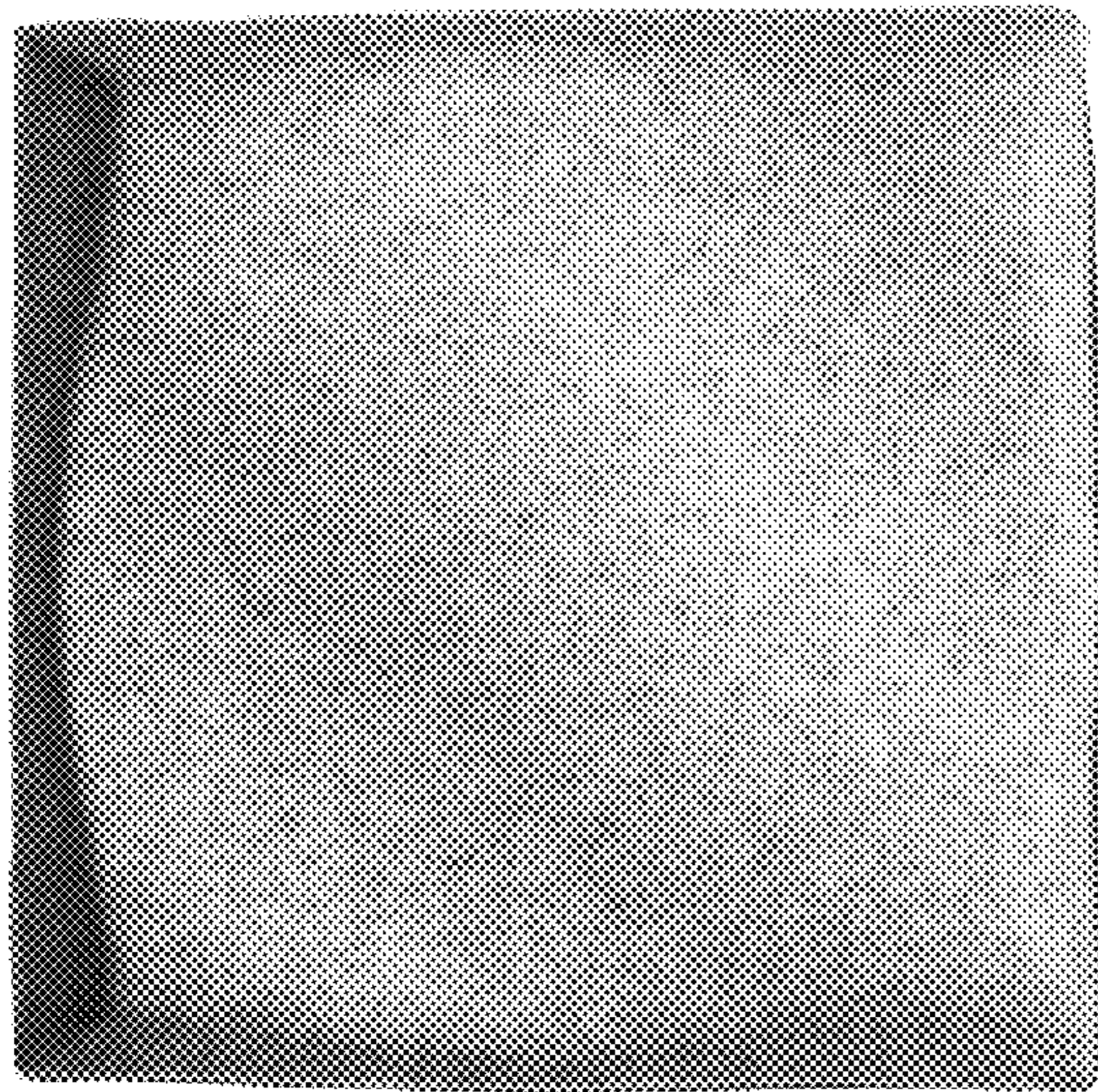
(57) **CLAIM**


The ornamental design for a three dimensional panel, as shown and described.

**DESCRIPTION**

FIG. 1 is a top view of a three dimensional panel showing my new design;  
FIG. 2 is a bottom view thereof;  
FIG. 3 is a right view thereof;  
FIG. 4 is a left view thereof;  
FIG. 5 is a rear view thereof; and,  
FIG. 6 is a front view thereof.

**1 Claim, 3 Drawing Sheets**





**FIG. 1**




FIG. 2



FIG. 3



FIG. 4



FIG. 5



FIG. 6