



US00D739956S

(12) **United States Design Patent**
Rivera

(10) **Patent No.:** **US D739,956 S**
(45) **Date of Patent:** **** Sep. 29, 2015**

(54) **WINDOW RAIN GUARD AND WIND DEFLECTOR WITH BUBBLE DESIGN**

(71) Applicant: **Steven D. Rivera**, Kapa'au, HI (US)

(72) Inventor: **Steven D. Rivera**, Kapa'au, HI (US)

(**) Term: **14 Years**

(21) Appl. No.: **29/484,573**

(22) Filed: **Mar. 11, 2014**

(51) **LOC (10) Cl.** **25-02**

(52) **U.S. Cl.**
USPC **D25/48**

(58) **Field of Classification Search**
USPC D25/48.8, 102, 107, 119, 103; 52/202, 52/2.23, 203
CPC E06B 9/02; E06B 2009/005; E06B 3/285; E06B 3/4609; E06B 3/30; E06B 2003/4476; E06B 2009/1527
See application file for complete search history.

(56) **References Cited**

U.S. PATENT DOCUMENTS

2,896,272	A *	7/1959	Latenser	52/2.18
3,046,868	A	7/1962	Mann		
4,328,650	A	5/1982	Garbell		
D265,591	S *	7/1982	Kearnes	D25/47.1
4,827,682	A *	5/1989	Gildehaus	52/201
4,899,646	A	2/1990	Maras		
5,669,191	A *	9/1997	Weaver	52/202
D532,528	S *	11/2006	Sandor, Sr.	D25/103

D688,807	S *	8/2013	Meeks	D25/48.8
D700,714	S *	3/2014	Rivera	D25/48.8
2006/0185271	A1 *	8/2006	Christensen et al.	52/202
2007/0028535	A1 *	2/2007	Pandorf	52/202
2009/0236058	A1 *	9/2009	Wiegel	160/372
2010/0281783	A1 *	11/2010	Harrington	52/2.23
2012/0216464	A1 *	8/2012	Bonapace	52/173.1
2015/0107169	A1 *	4/2015	Scott	52/202

* cited by examiner

Primary Examiner — Philip S Hyder

Assistant Examiner — Keith Frank

(74) *Attorney, Agent, or Firm* — Leighton K. Chong


(57) **CLAIM**

The ornamental design for a window rain guard and wind deflector with bubble design, as shown and described.

DESCRIPTION

FIG. 1 is a front elevational view of my new design for a window rain guard and wind deflector with bubble design; FIG. 2 is a right side elevational view thereof; FIG. 3 is a rear elevational view thereof; FIG. 4 is a left side elevational view thereof; FIG. 5 is a top plan view, the bottom plan view being a mirror image thereof; FIG. 6 is a front perspective view thereof, shown with unclaimed environmental structure; and, FIG. 7 is a rear perspective view thereof. The broken lines in FIG. 6 depict unclaimed environmental subject matter that forms no part of the claimed design.

1 Claim, 3 Drawing Sheets



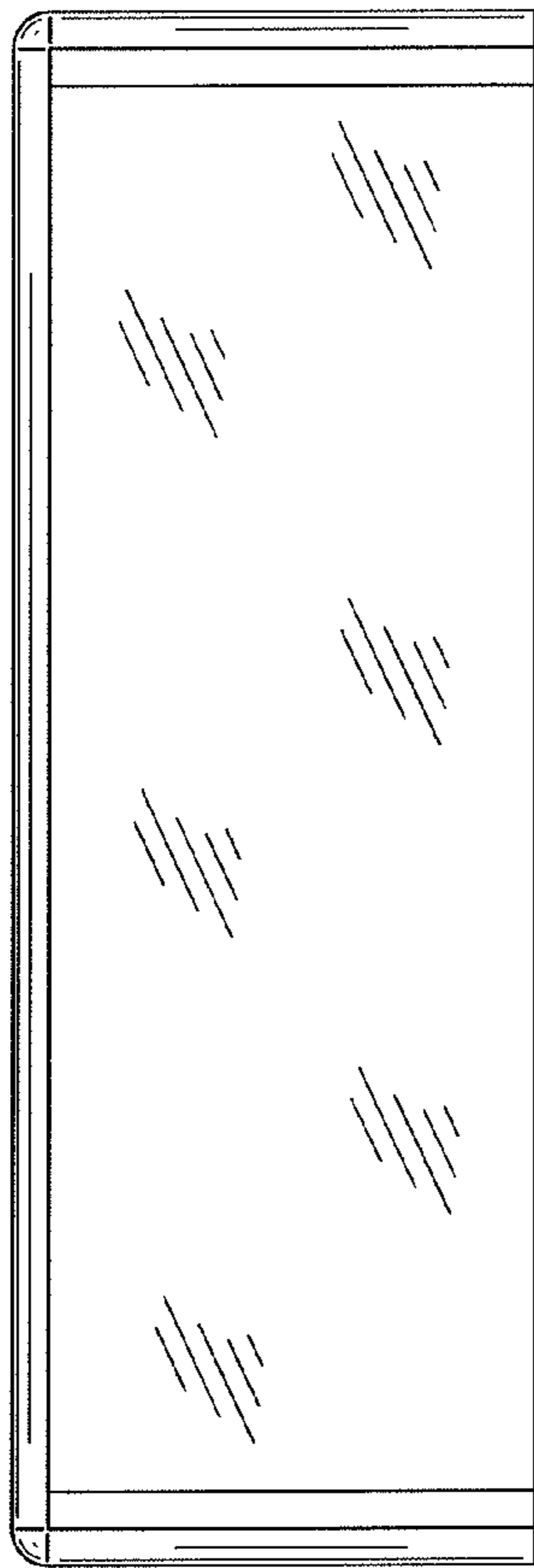


FIG. 1




FIG. 2

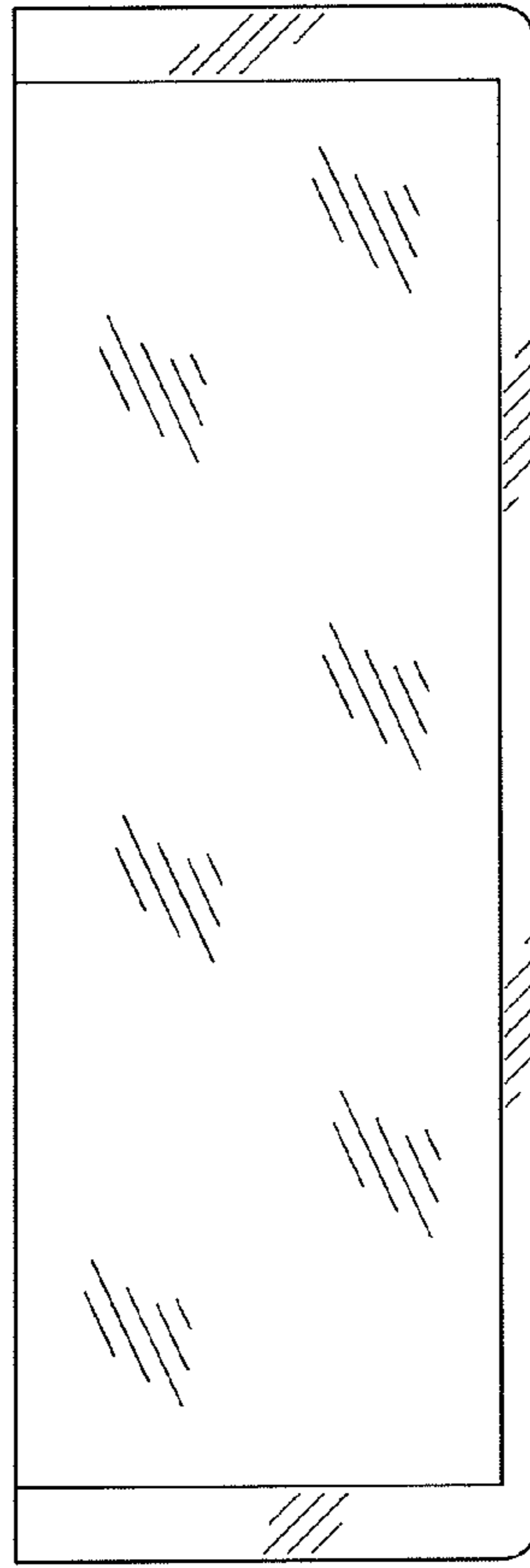


FIG. 3



FIG. 4




FIG. 5

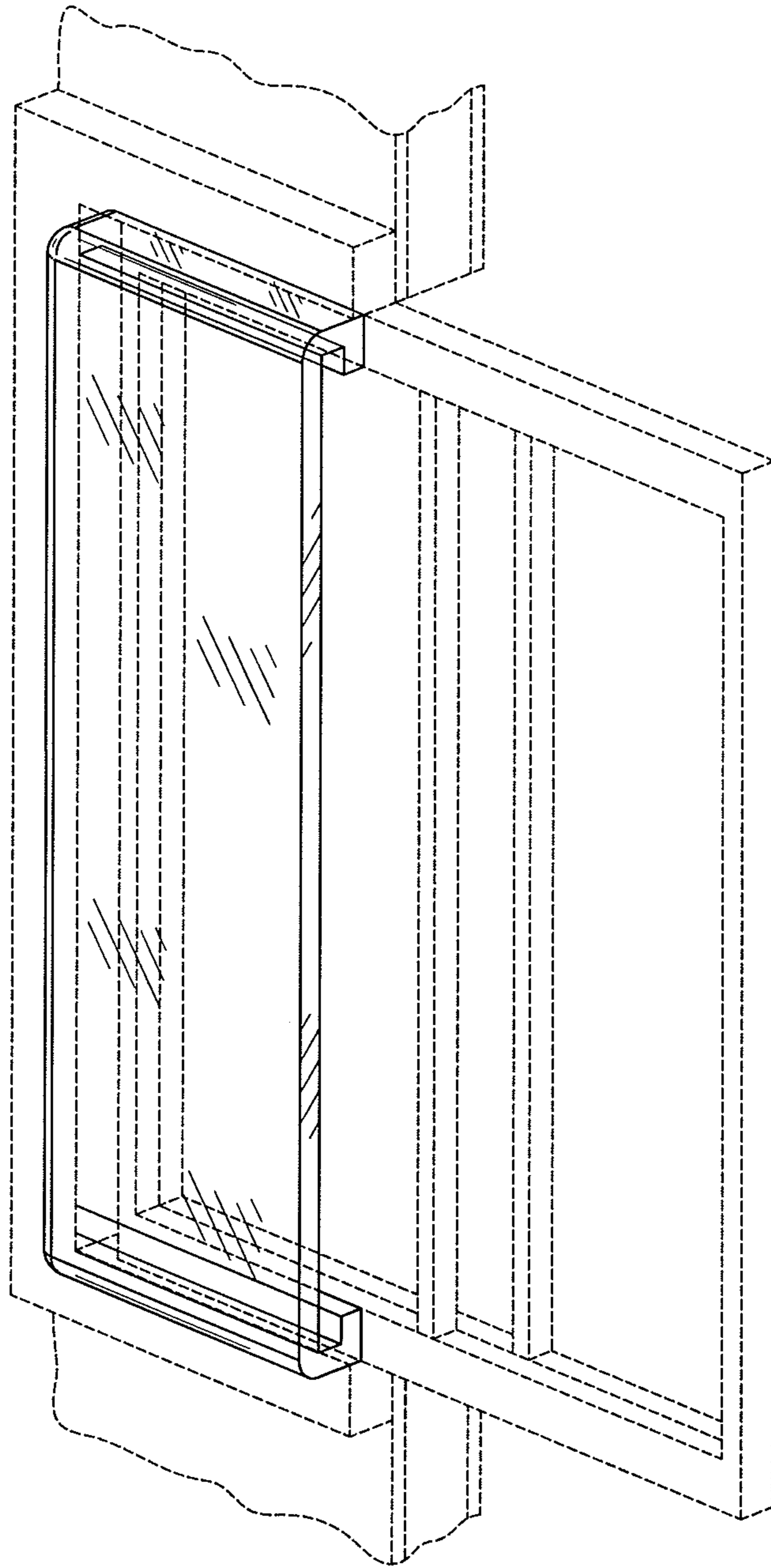


FIG. 6

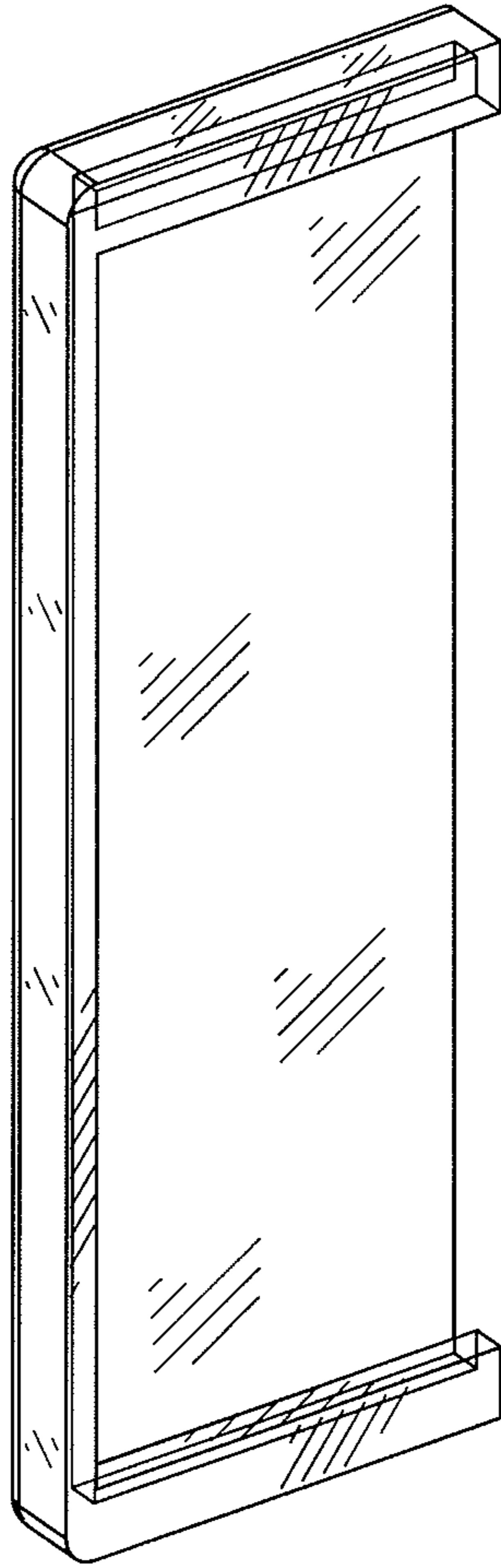


FIG. 7