



US00D739953S

(12) **United States Design Patent**  
**Curry et al.**

(10) **Patent No.:** **US D739,953 S**

(45) **Date of Patent:** **\*\* Sep. 29, 2015**

(54) **VIAL ASSEMBLY**

(56) **References Cited**

(71) Applicant: **BECTON DICKINSON AND COMPANY**, Franklin Lakes, NJ (US)

U.S. PATENT DOCUMENTS

(72) Inventors: **Adam C. Curry**, Raleigh, NC (US);  
**Jeffrey S. Krause**, Monkton, MD (US);  
**Melody M. H. Kuroda**, Durham, NC (US);  
**Dwight Livingston**, Fallston, MD (US);  
**Michael Justin Lizzi**, Stewartstown, PA (US);  
**Artis R. Lockhart**, Durham, NC (US);  
**Ernie Ritchey**, Middle River, MD (US);  
**Michael L. Marshall**, Lewis Center, OH (US);  
**M. Scott Ulrich**, Columbus, OH (US)

3,958,944 A	5/1976	Wong	
D357,985 S	5/1995	Burns	
D385,793 S	11/1997	Marsal	
5,948,364 A	9/1999	Niermann et al.	
6,156,199 A	12/2000	Zuk	
D445,908 S	7/2001	Conway	
D447,812 S	9/2001	Conway	
D457,247 S	5/2002	Iheme et al.	
D600,579 S	9/2009	Wouder	
D621,522 S	8/2010	Wilkinson	
D640,797 S	6/2011	Wilkinson	
8,057,762 B2	11/2011	Kacian et al.	
8,480,981 B2 *	7/2013	Hargett, Jr.	422/550
8,535,945 B2 *	9/2013	Halverson	436/45
8,550,273 B2 *	10/2013	Levin et al.	422/550

(73) Assignee: **Becton, Dickinson and Company**, Franklin Lakes, NJ (US)

\* cited by examiner

(\*\*) Term: **14 Years**

*Primary Examiner* — Anhdao Doan

(21) Appl. No.: **29/466,886**

(74) *Attorney, Agent, or Firm* — Lerner, David, Littenberg, Krumholz & Mentlik, LLP

(22) Filed: **Sep. 12, 2013**

(57) **CLAIM**

The ornamental design for a vial assembly, as shown and described.

**Related U.S. Application Data**

(62) Division of application No. 29/418,182, filed on Apr. 12, 2012, now Pat. No. Des. 693,941.

(51) **LOC (10) Cl.** ..... **24-01**

(52) **U.S. Cl.**  
USPC ..... **D24/224**

(58) **Field of Classification Search**

USPC ..... D24/216–217, 219, 223–226, 227,  
D24/229–231, 232, 107, 121–123; D10/81;  
422/547–554, 556, 558, 559, 500;  
435/288.1, 288.2, 288.3, 288.4, 294.1,  
435/304.1, 304.3, 305.1–305.4; D3/201,  
D3/203.1, 203.2

See application file for complete search history.

**DESCRIPTION**

FIG. 1 is a perspective view of a vial assembly according to our new design;

FIG. 2 is a front view thereof, the rear view being a mirror image thereof;

FIG. 3 is a right side view thereof, the left side view being a mirror image thereof;

FIG. 4 is a top view thereof;

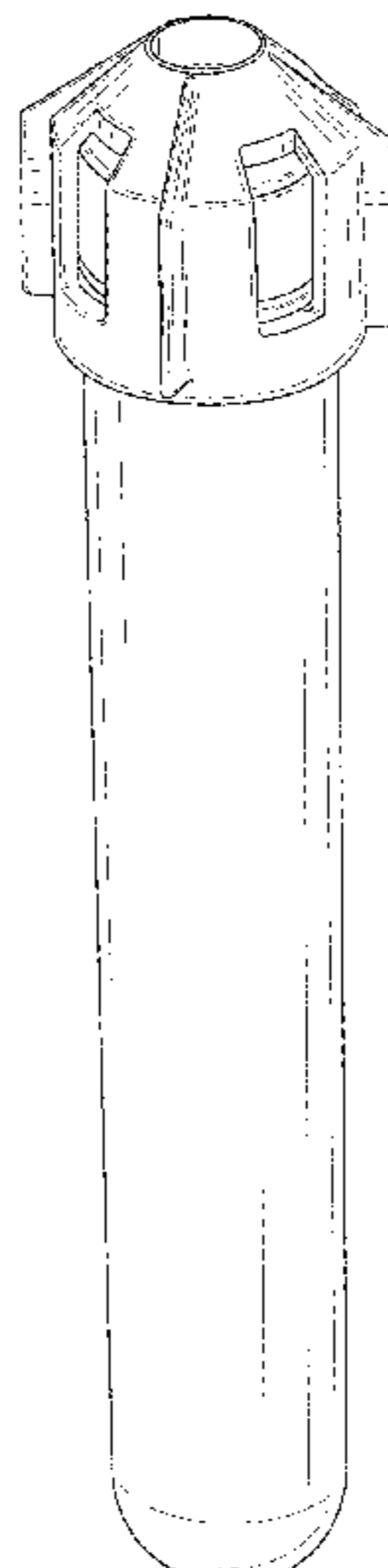
FIG. 5 is a bottom view thereof;

FIG. 6 is an exploded front view thereof; and,

FIG. 7 is an exploded perspective view thereof.

The broken lines are directed to environment and are for illustrative purposes only; the broken lines form no part of the claimed design.

**1 Claim, 5 Drawing Sheets**



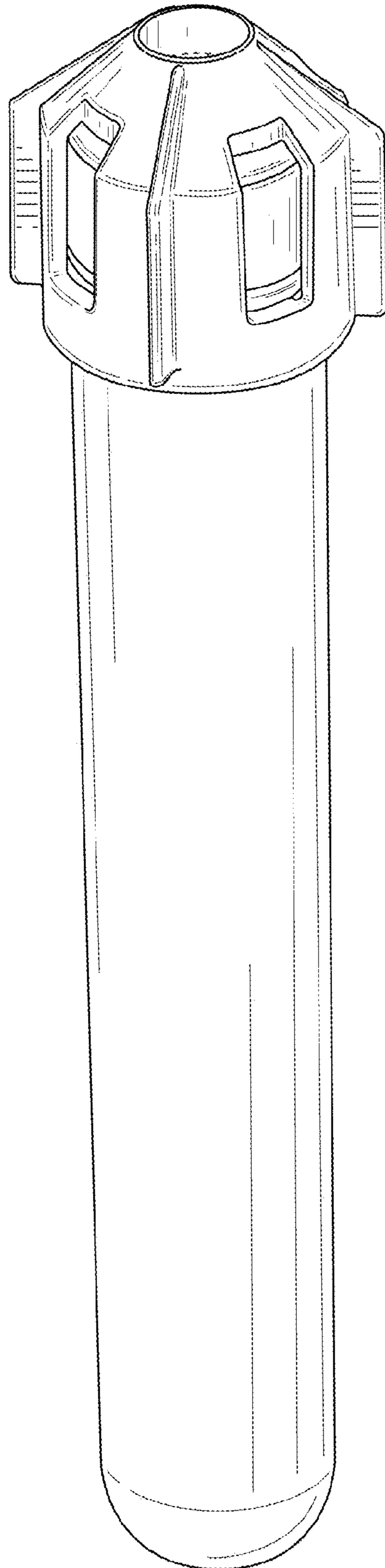


FIG. 1

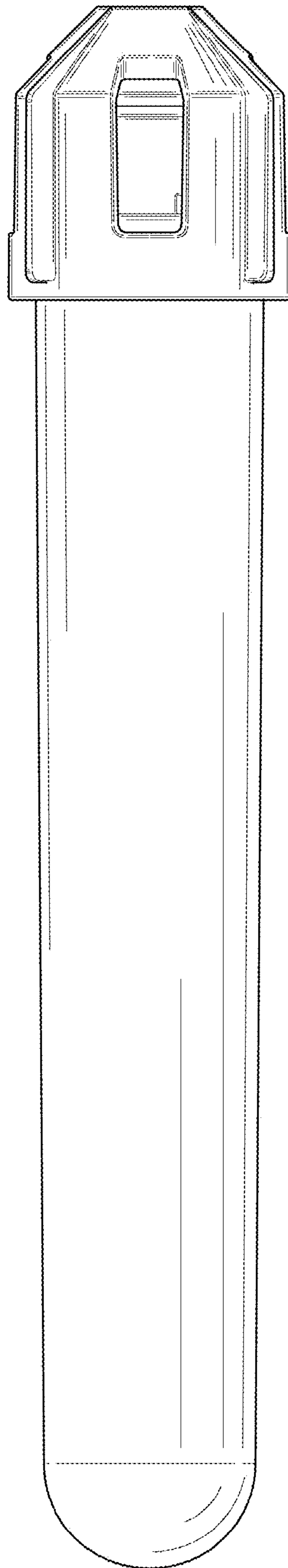


FIG. 2

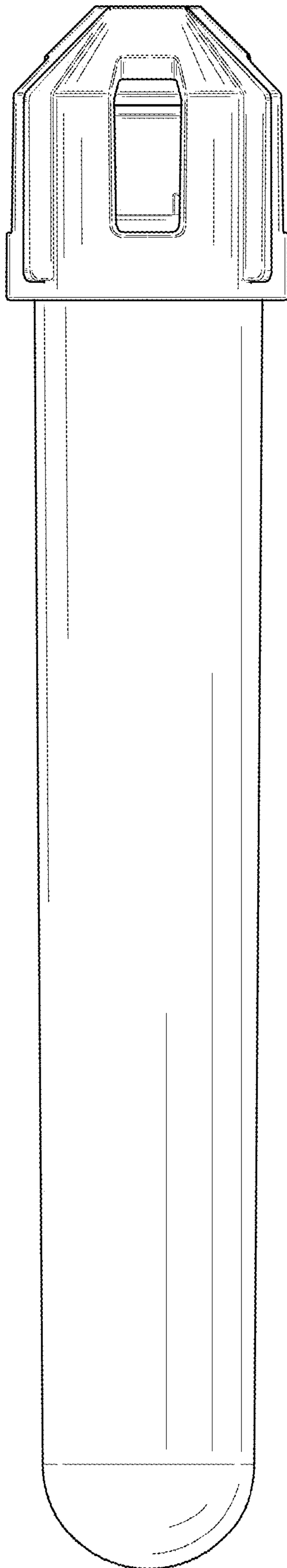


FIG. 3

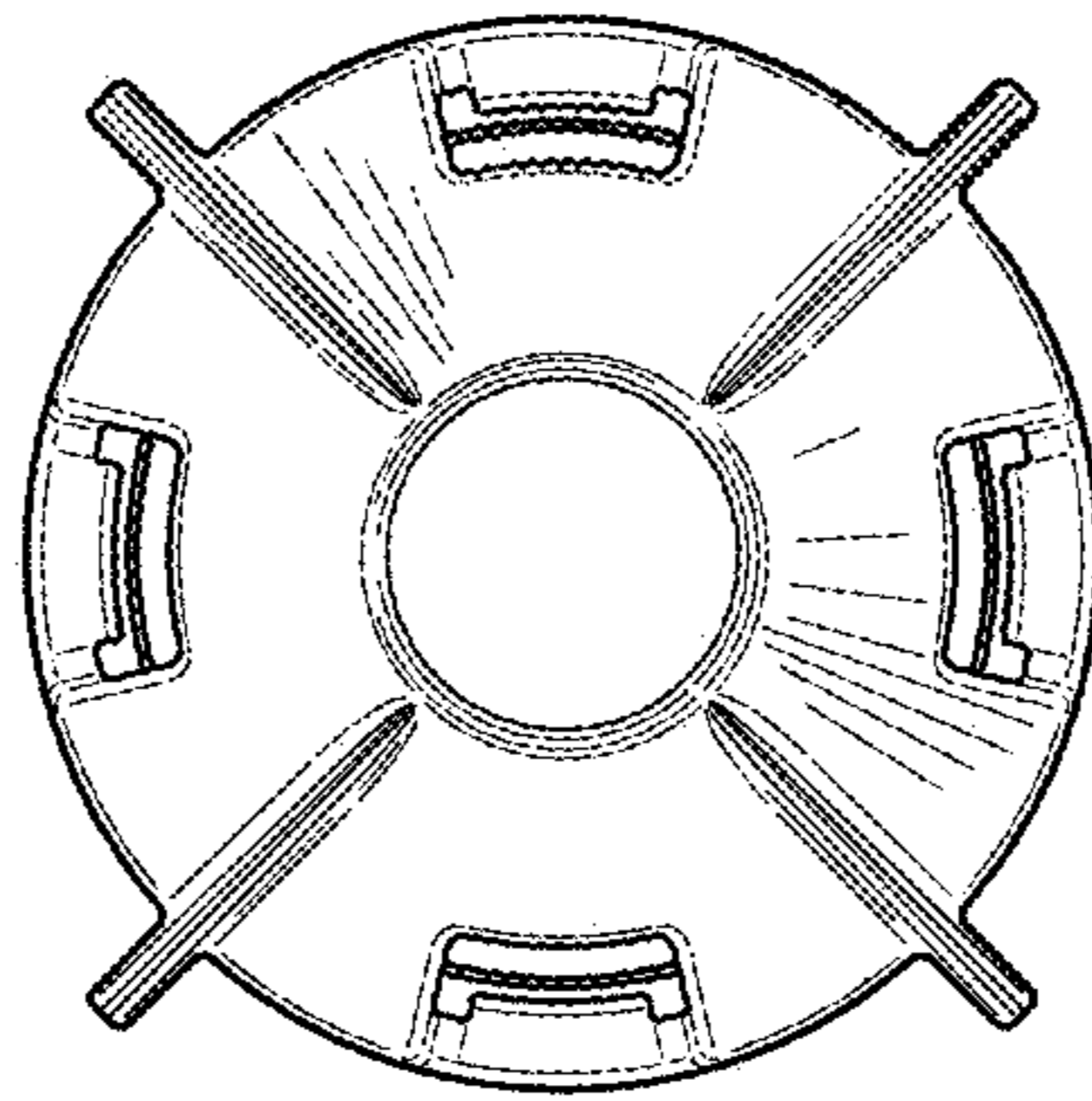


FIG. 4

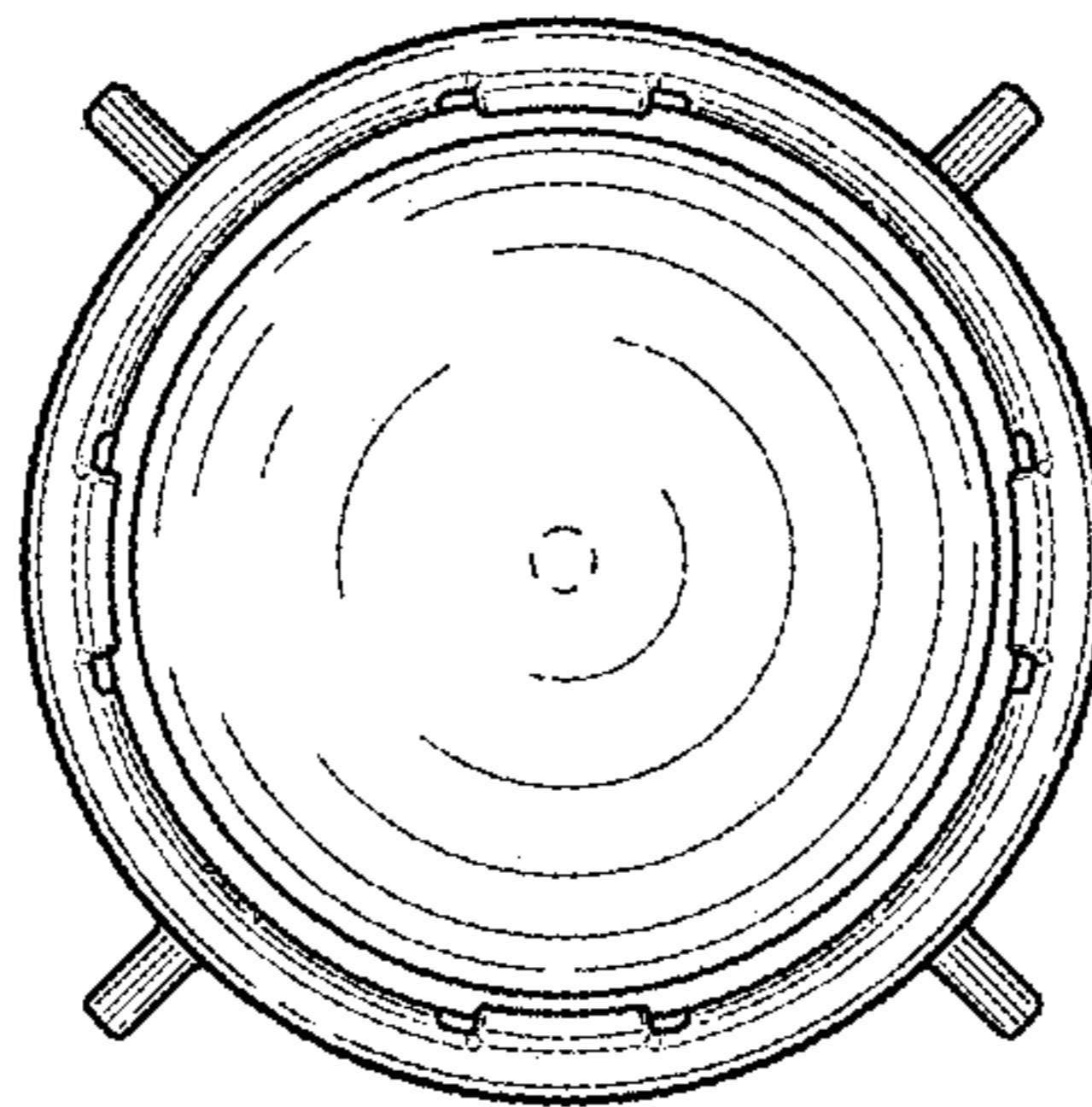


FIG. 5

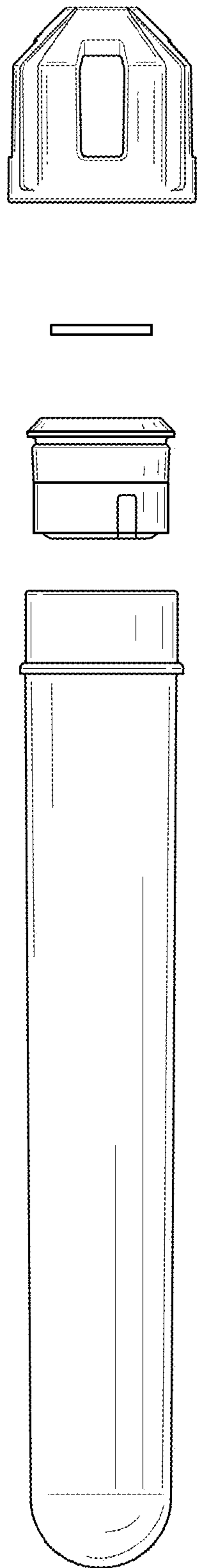


FIG. 6

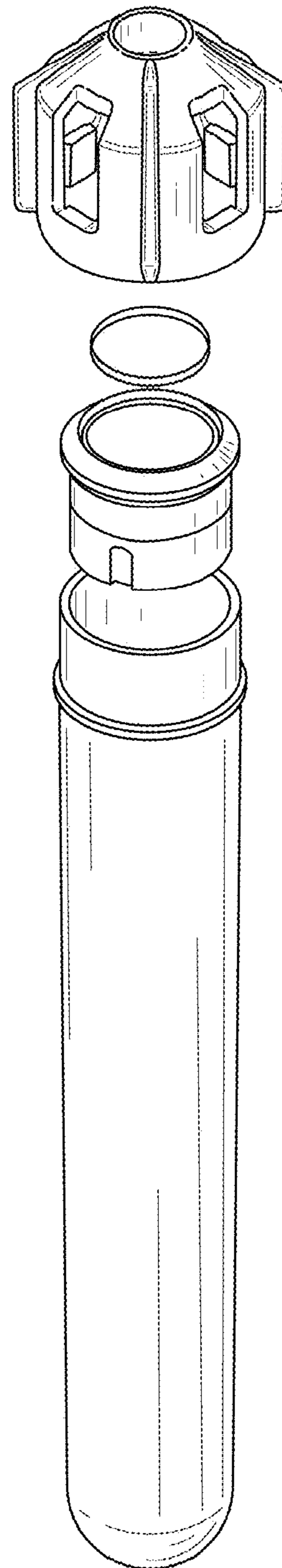


FIG. 7