



US00D739951S

(12) **United States Design Patent**
Tai

(10) **Patent No.:** **US D739,951 S**

(45) **Date of Patent:** **** Sep. 29, 2015**

(54) **PERSONAL MASSAGER**

(71) Applicant: **Gizmospring.com Dongguan Limited**,
Dongguan, Guangdong (CN)

(72) Inventor: **Chih-Yao Tai**, Admiralty (HK)

(73) Assignee: **GIZMOSPRING.COM DONGGUAN LIMITED**, Dongguan (CN)

(**) Term: **14 Years**

(21) Appl. No.: **29/457,419**

(22) Filed: **Jun. 10, 2013**

(30) **Foreign Application Priority Data**

Dec. 18, 2012 (CN) 2012 3 0637078

(51) **LOC (10) Cl.** **28-03**

(52) **U.S. Cl.**
USPC **D24/215**

(58) **Field of Classification Search**
USPC D24/200, 211, 214, 215, 105, 220;
606/38, 39; 601/84, 72, 70, 125
See application file for complete search history.

(56) **References Cited**

U.S. PATENT DOCUMENTS

D475,793 S * 6/2003 Tinsley D24/214
D484,608 S * 12/2003 Tinsley D24/214
D603,052 S * 10/2009 Bauer et al. D24/215
D609,817 S * 2/2010 Piller et al. D24/215

D643,128 S * 8/2011 Mohamed et al. D24/215
D693,017 S * 11/2013 Tai D24/215
D698,452 S * 1/2014 Tai D24/215
2007/0179414 A1 * 8/2007 Imboden et al. 601/72
2008/0306417 A1 * 12/2008 Imboden et al. 601/134
2009/0281373 A1 * 11/2009 Mark 600/38
2011/0098613 A1 * 4/2011 Thomas et al. 601/46
2014/0163437 A1 * 6/2014 Mack et al. 601/46

* cited by examiner

Primary Examiner — Garth Rademaker

Assistant Examiner — Samantha Q Lawrence

(74) *Attorney, Agent, or Firm* — Davis Wright Tremaine
LLP; Heather M. Colburn

(57) **CLAIM**

The ornamental design for a personal massager, as shown and described.

DESCRIPTION

FIG. 1 is a right side perspective view of a personal massager showing my new design.

FIG. 2 is a front plan view thereof.

FIG. 3 is a right side plan view thereof.

FIG. 4 is a left side plan view thereof.

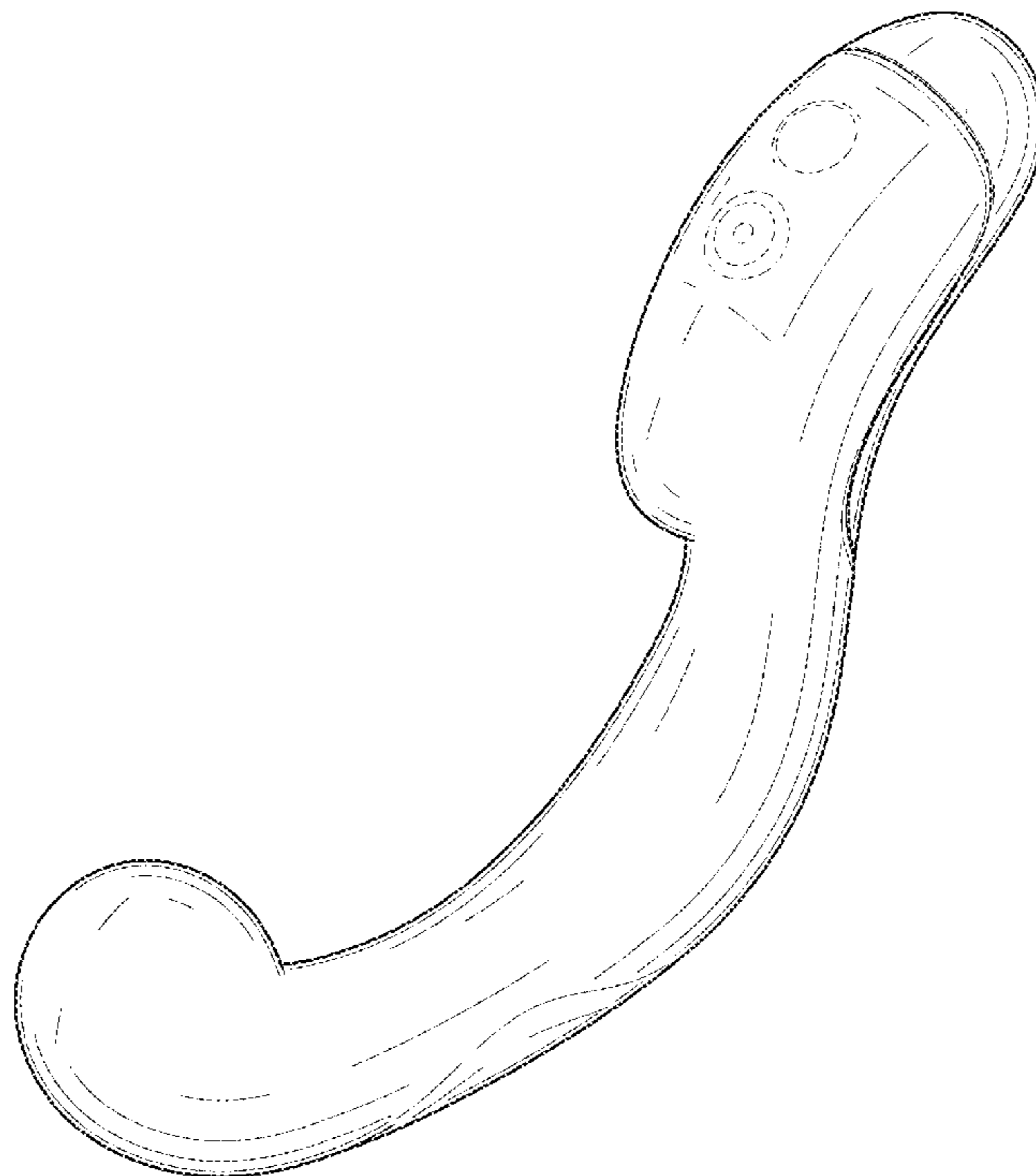
FIG. 5 is a rear plan view thereof.

FIG. 6 is a top plan view thereof; and,

FIG. 7 is a bottom plan view thereof.

The broken lines shown in FIGS. 1-7 illustrate portions of the personal massager that form no part of the claimed design.

1 Claim, 6 Drawing Sheets



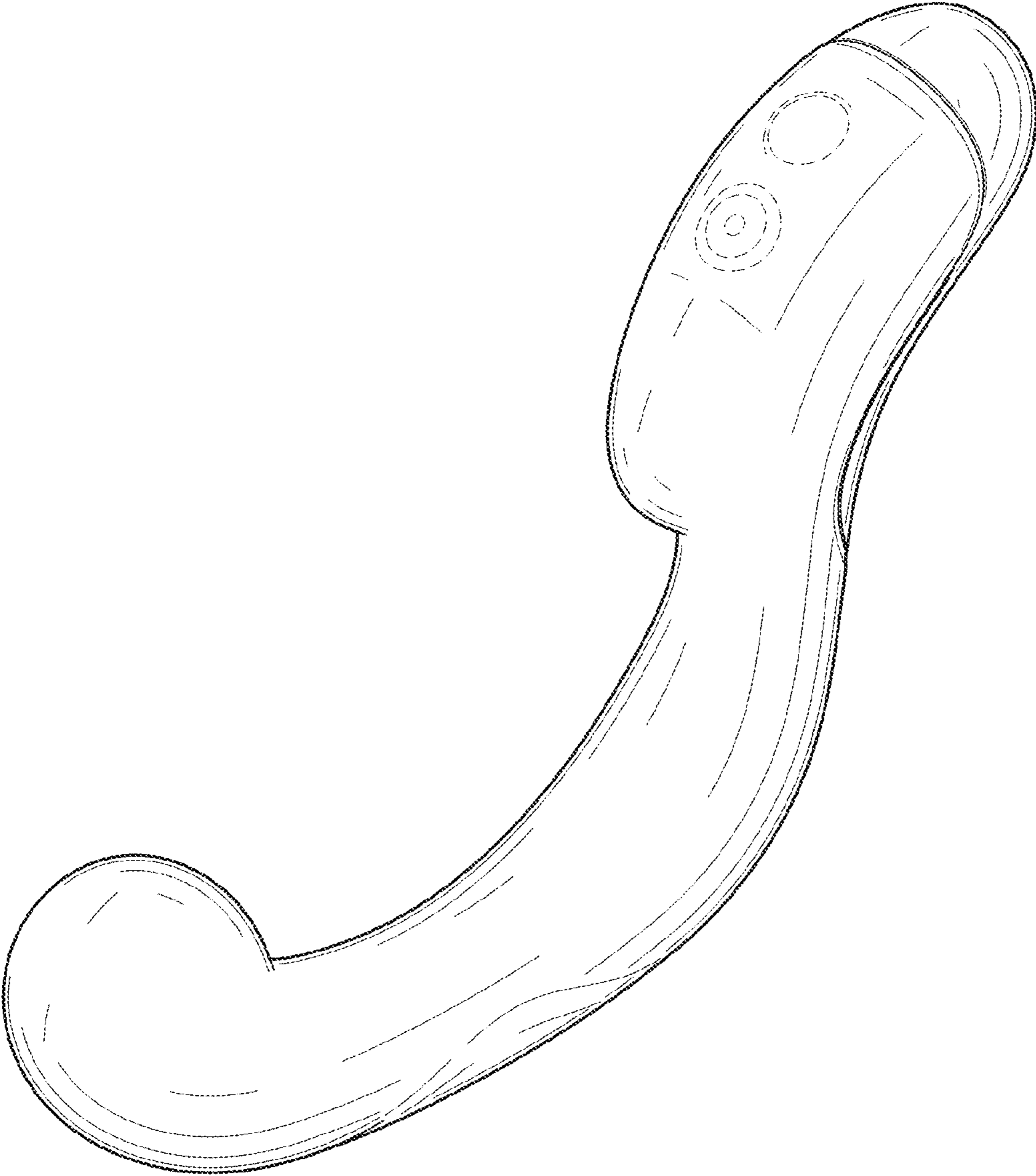


FIG.1

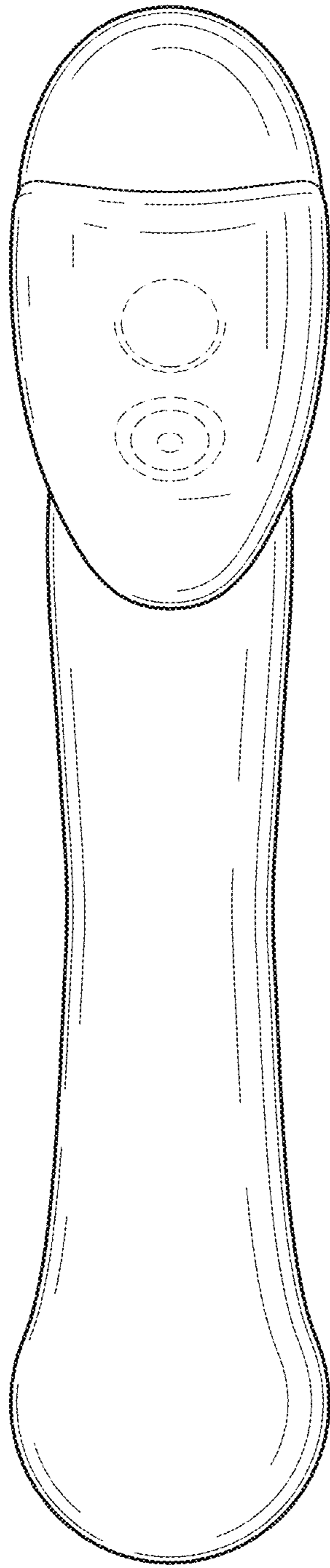


FIG.2




FIG. 3




FIG.4

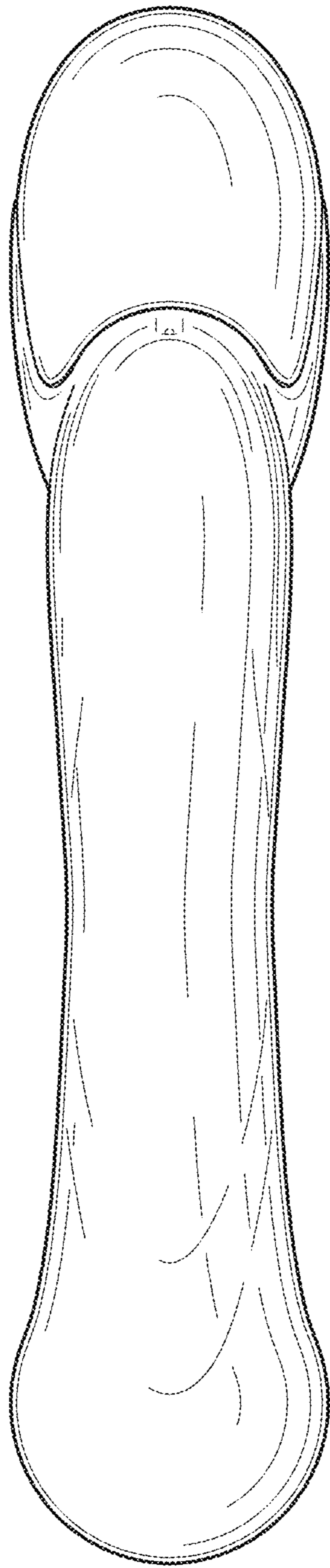


FIG. 5

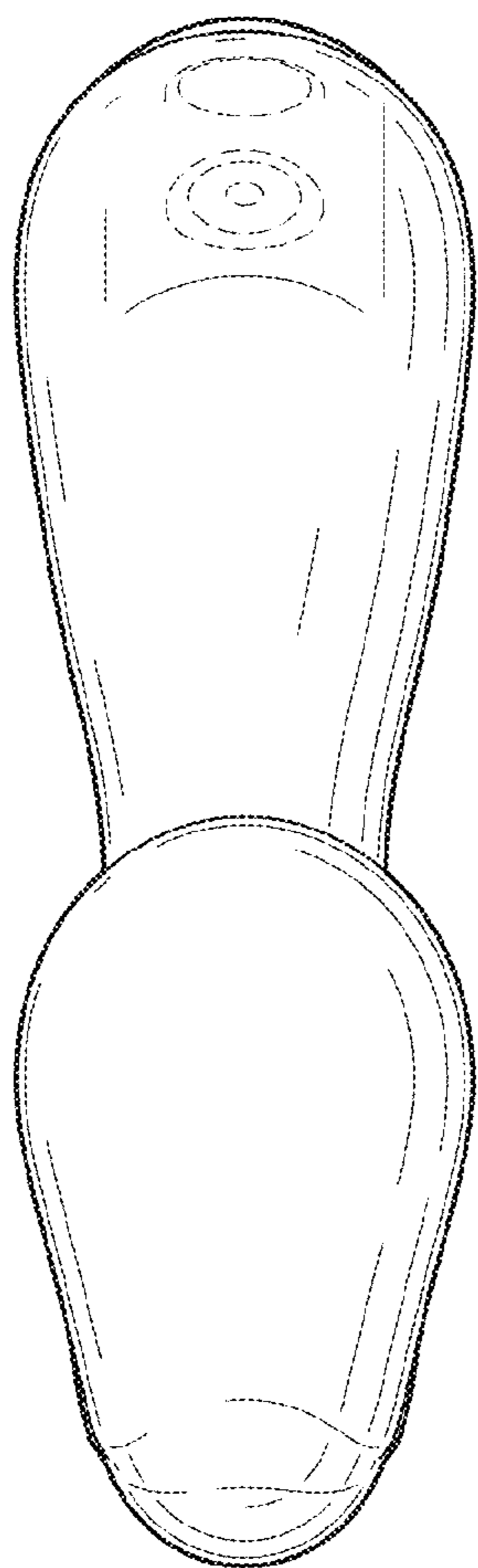


FIG. 6

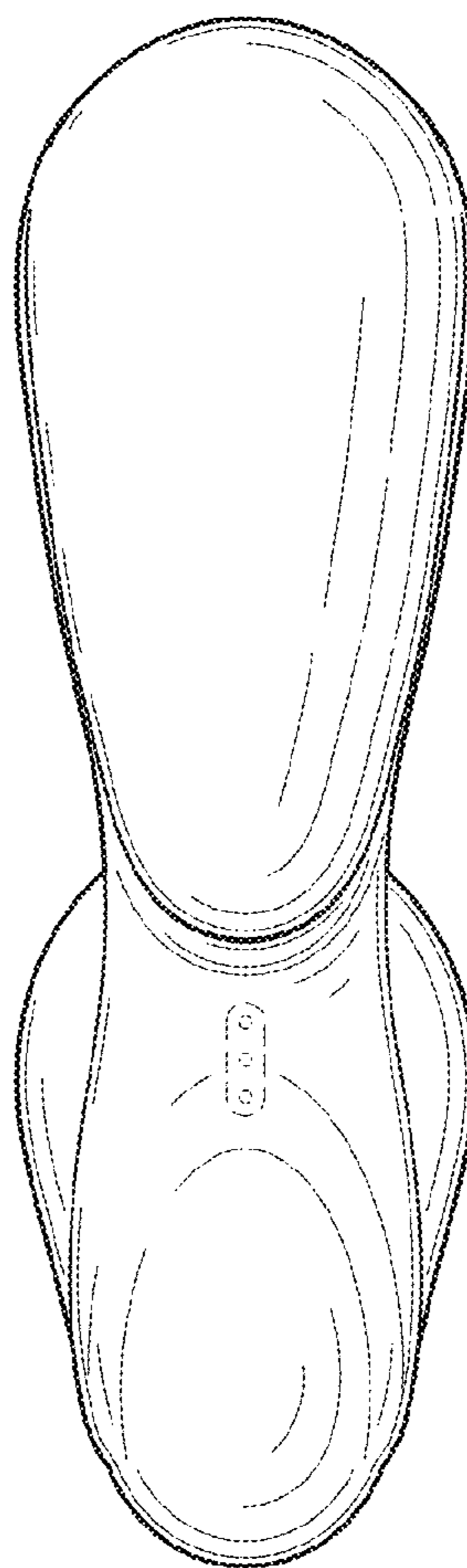


FIG. 7