



US00D739928S

(12) **United States Design Patent**
Raisanen et al.

(10) **Patent No.:** **US D739,928 S**

(45) **Date of Patent:** **** Sep. 29, 2015**

(54) **AIR CONDITIONER COVER**

(71) Applicant: **Hoffman Enclosures, Inc.**, Anoka, MN
(US)

(72) Inventors: **Richard L. Raisanen**, Coon Rapids, MN
(US); **Douglas L. Neuenfeldt**, Anoka,
MN (US); **Michael J. Koehler**, Ramsey,
MN (US); **Randal A. Schroeder**,
Champlin, MN (US); **William J.**
Nepsha, Zimmerman, MN (US); **Klaus**
Peter Bachmann, Weissach (DE); **Paul**
H. Landgraf, White Bear Lake, MN
(US); **Adam Pawlowski**, Waldbronn
(DE)

(73) Assignee: **Hoffman Enclosures, Inc.**, Anoka, MN
(US)

(**) Term: **14 Years**

(21) Appl. No.: **29/480,156**

(22) Filed: **Jan. 23, 2014**

(51) **LOC (10) Cl.** **23-04**

(52) **U.S. Cl.**
USPC **D23/354**

(58) **Field of Classification Search**

USPC D23/314, 317, 324, 328, 329, 330, 332,
D23/333, 335, 341, 342, 351, 353, 354, 355,
D23/356, 359, 364, 365, 370, 385, 386, 388,
D23/393; 62/259.1, 259.4, 262, 263, 304;
312/236; 454/330, 331, 349, 350
CPC F24F 1/00; F24F 1/56; F24F 1/58;
F24F 1/60; F24F 7/00; F24F 7/02; F24F 7/04;
F24F 2203/1012; F24F 13/00; F24F 13/20;
F24F 13/08; F24F 13/32

See application file for complete search history.

(56) **References Cited**

U.S. PATENT DOCUMENTS

D323,209 S * 1/1992 Fukumoto et al. D23/351
D331,458 S * 12/1992 Saito et al. D23/351
D360,458 S * 7/1995 McColgin et al. D23/354
D373,820 S * 9/1996 Muller et al. D23/354
D398,974 S * 9/1998 Aihara D23/351
D425,194 S * 5/2000 Swyst et al. D23/411
D425,974 S * 5/2000 Esty et al. D23/354
6,345,511 B1 2/2002 Esty et al.
D539,888 S * 4/2007 Tsuji D23/351

(Continued)

FOREIGN PATENT DOCUMENTS

DE 4013372 A1 10/1991
DE 202004006821 U1 8/2004

(Continued)

OTHER PUBLICATIONS

Slimline AC, web page, 3 pages, 2014 <<http://www.rittal.us/product/list.cfm?n1=3&n2=28&n3=161>>.

Primary Examiner — George D Kirschbaum

Assistant Examiner — Natasha Vujcic

(74) *Attorney, Agent, or Firm* — Quarles & Brady LLP

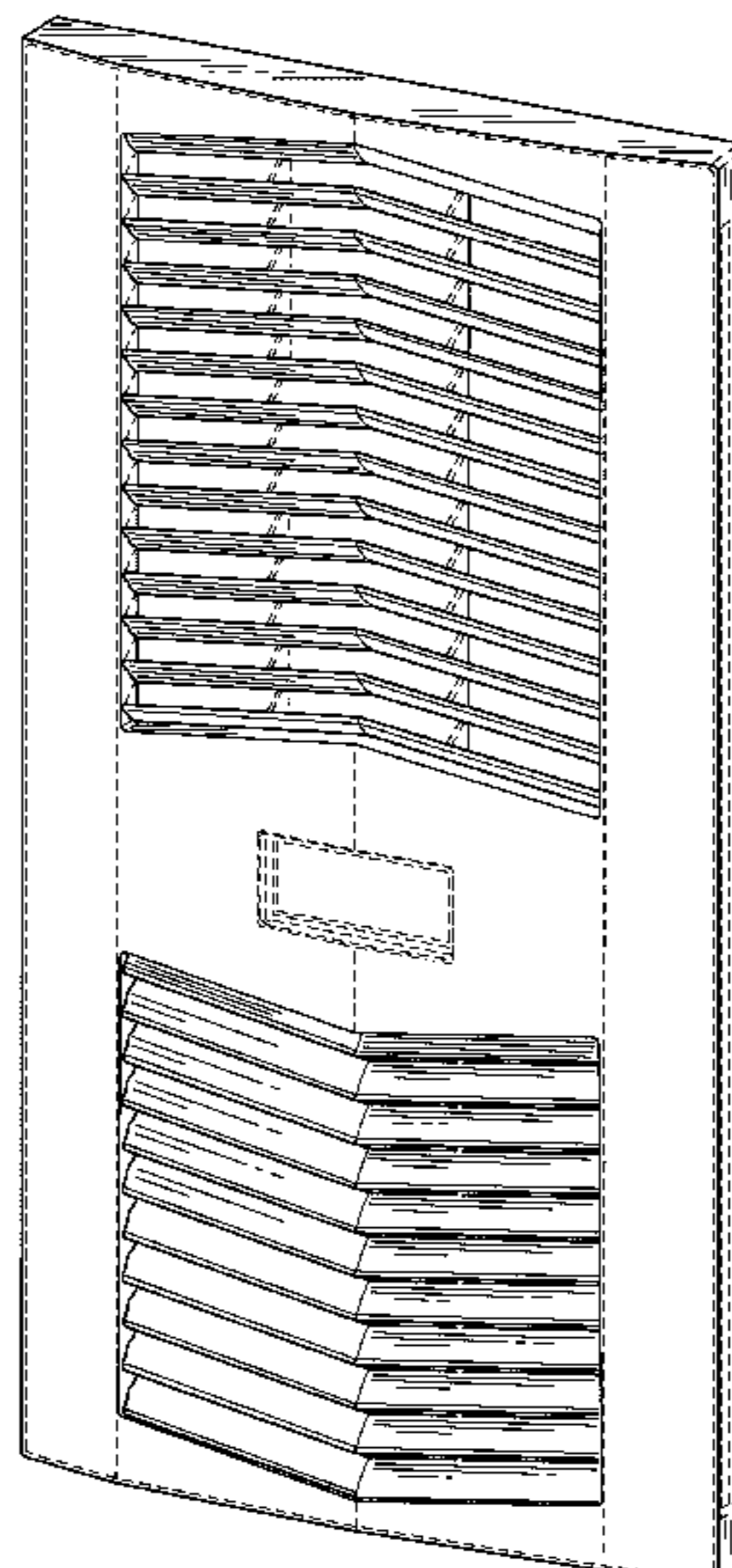
(57) **CLAIM**

The ornamental design for an air conditioner cover, as shown.

DESCRIPTION

FIG. 1 is a perspective view of an air conditioner cover showing our new design;
FIG. 2 is a front elevational view thereof;
FIG. 3 is a right side elevational view thereof;
FIG. 4 is a left side elevational view thereof;
FIG. 5 is a rear view thereof;
FIG. 6 is a top view thereof; and,
FIG. 7 is a bottom view thereof.
The broken lines in the drawings illustrate portions of the air conditioner cover which form no part of the claimed design.

1 Claim, 5 Drawing Sheets



(56)

References Cited

2013/0035032 A1 2/2013 Schneider et al.

U.S. PATENT DOCUMENTS

FOREIGN PATENT DOCUMENTS

D553,727 S * 10/2007 Kato et al. D23/351
D579,094 S * 10/2008 Motonishi et al. D23/351
D603,031 S * 10/2009 Kashimoto D23/351
D648,841 S * 11/2011 Lam D23/364
D683,838 S * 6/2013 Katou D23/354
2002/0171337 A1* 11/2002 Moretti 312/236
2013/0029581 A1 1/2013 Hartmann et al.

DE 102011050323 B3 10/2012
EP 284889 A2 10/1988
GB 2254735 C1 7/1992
WO 2004090430 A1 10/2004

* cited by examiner

FIG. 1

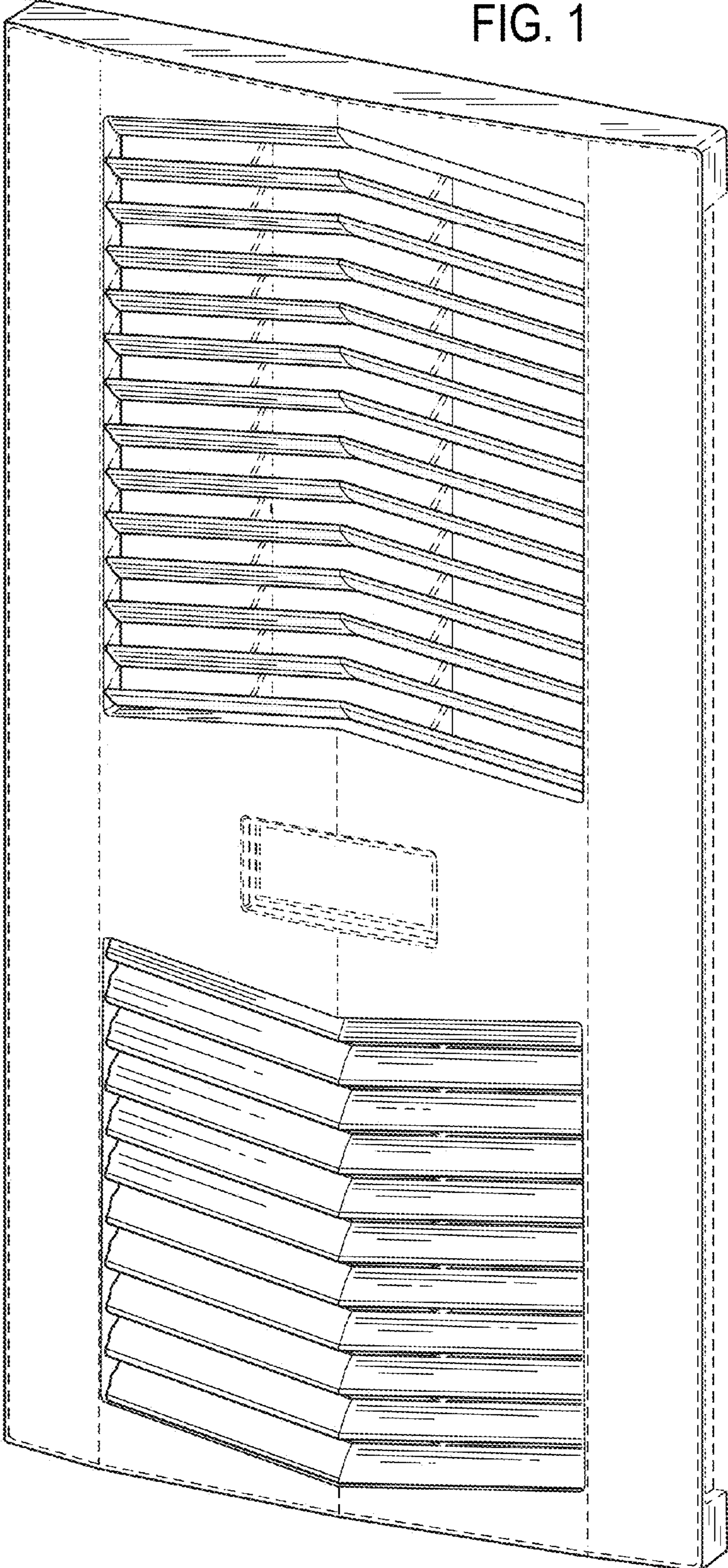


FIG. 2

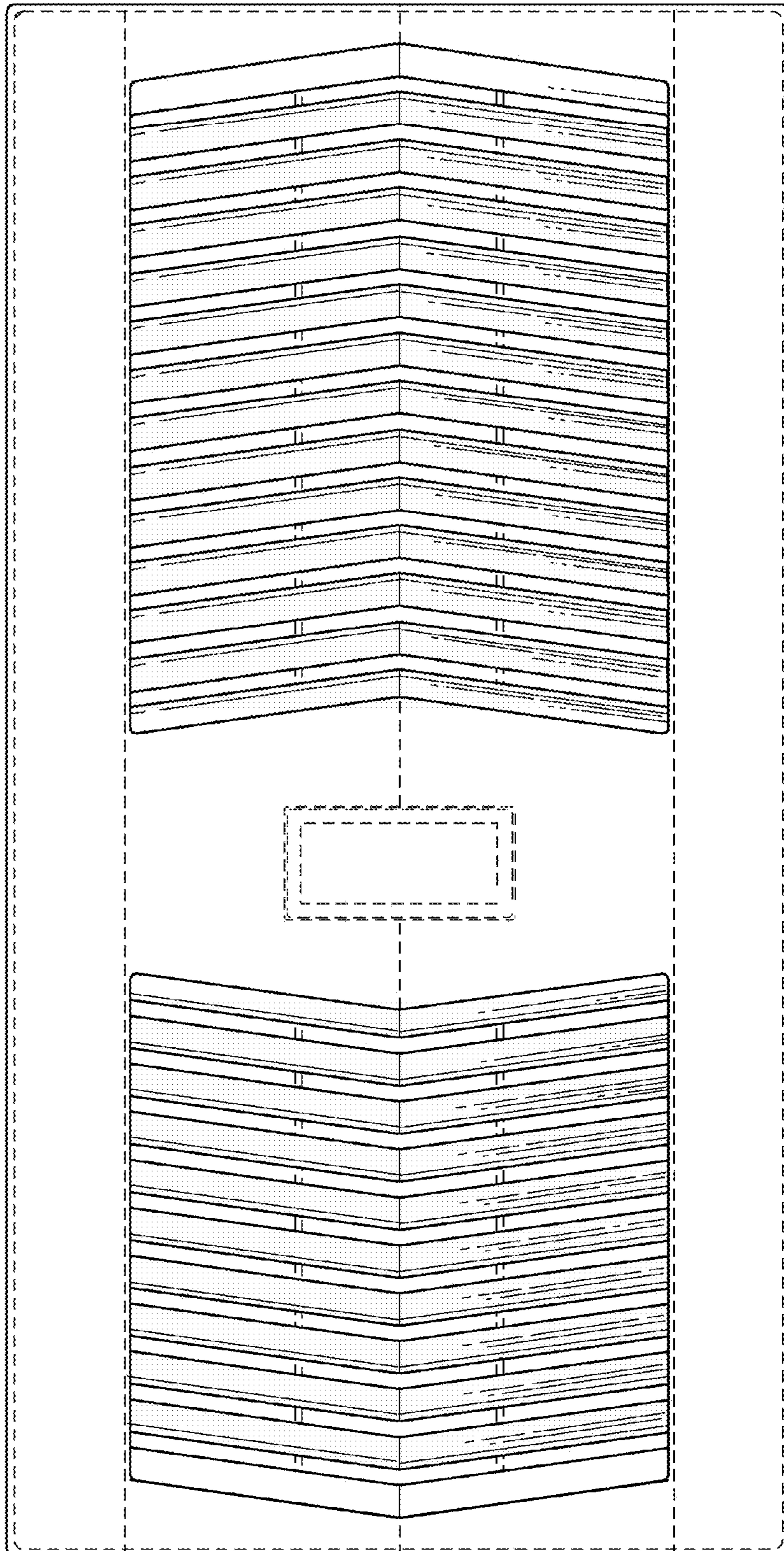


FIG. 3




FIG. 4




FIG. 5

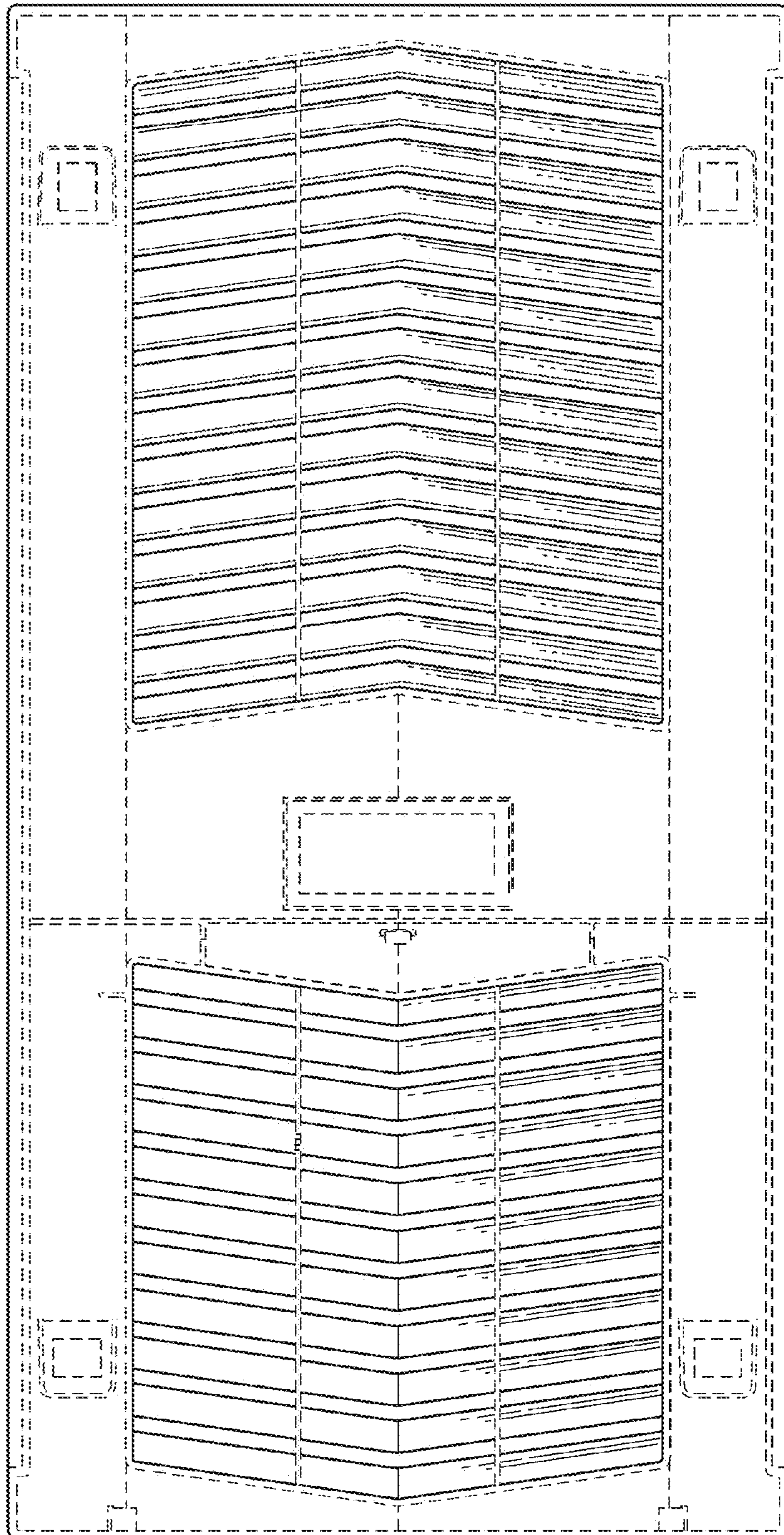


FIG. 6



FIG. 7

