



US00D739915S

(12) **United States Design Patent**
Cook, Jr. et al.

(10) **Patent No.:** **US D739,915 S**

(45) **Date of Patent:** **** Sep. 29, 2015**

(54) **FISHING LURE**

(71) Applicants: **Victor J. Cook, Jr.**, Columbus, OH
(US); **Grant Koppers**,
Niagara-On-The-Lake (CA)

(72) Inventors: **Victor J. Cook, Jr.**, Columbus, OH
(US); **Grant Koppers**,
Niagara-On-The-Lake (CA)

(73) Assignee: **Koppers Fishing and Tackle Corp.**,
Niagara-on-the-Lake (CA)

(**) Term: **14 Years**

(21) Appl. No.: **29/495,178**

(22) Filed: **Jun. 27, 2014**

(51) **LOC (10) Cl.** **22-05**

(52) **U.S. Cl.**
USPC **D22/133**

(58) **Field of Classification Search**
USPC D22/126-133; 43/42.06, 43.39, 42.29,
43/42.27, 42.47, 42.12, 42.14, 42.28,
43/42.24, 35, 42.37, 43.13, 42.31, 42.22,
43/17.6, 42.26, 42.09

See application file for complete search history.

(56) **References Cited**

U.S. PATENT DOCUMENTS

D115,571 S *	7/1939	Strite	D22/133
D550,323 S *	9/2007	Sakai	D22/131
D676,521 S *	2/2013	Cook et al.	D22/133
D692,521 S *	10/2013	Vainio	D22/133
D710,483 S *	8/2014	Cook et al.	D22/133

* cited by examiner

Primary Examiner — Catheri Oliver-Garcia

(74) *Attorney, Agent, or Firm* — Wm. Cates Rambo

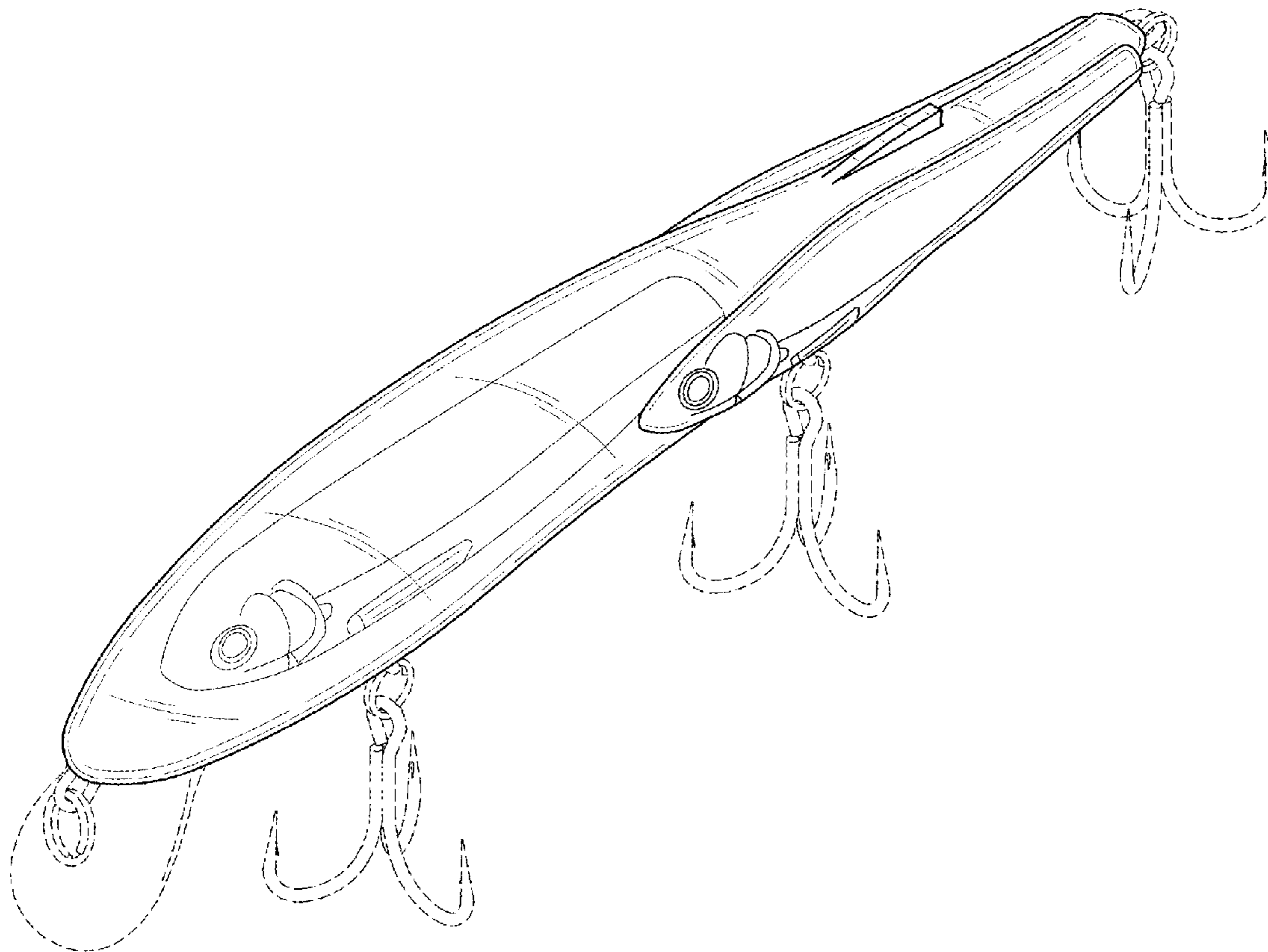
(57) **CLAIM**

The ornamental design for a fishing lure, as shown and described.

DESCRIPTION

FIG. 1 is a perspective view of a fishing lure; FIG. 2 is a left side elevational view thereof; FIG. 3 is a right side elevational view thereof; FIG. 4 is a top plan view thereof; FIG. 5 is a bottom plan view thereof; FIG. 6 is a front elevational view thereof; and, FIG. 7 is a rear elevational view thereof. The portions shown in broken lines are included for illustrative purposes only and form no part of the claimed design.

1 Claim, 3 Drawing Sheets



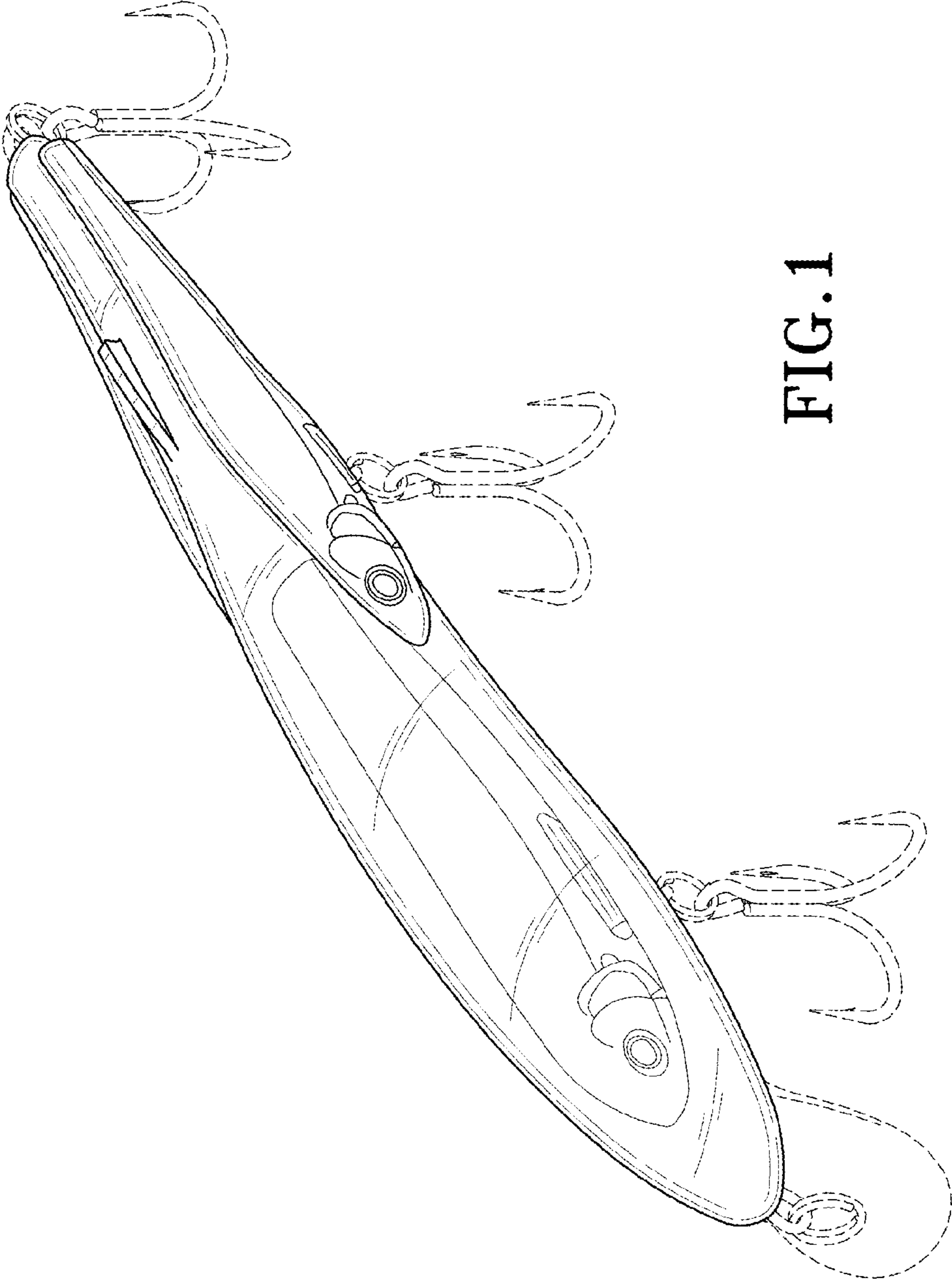


FIG. 1

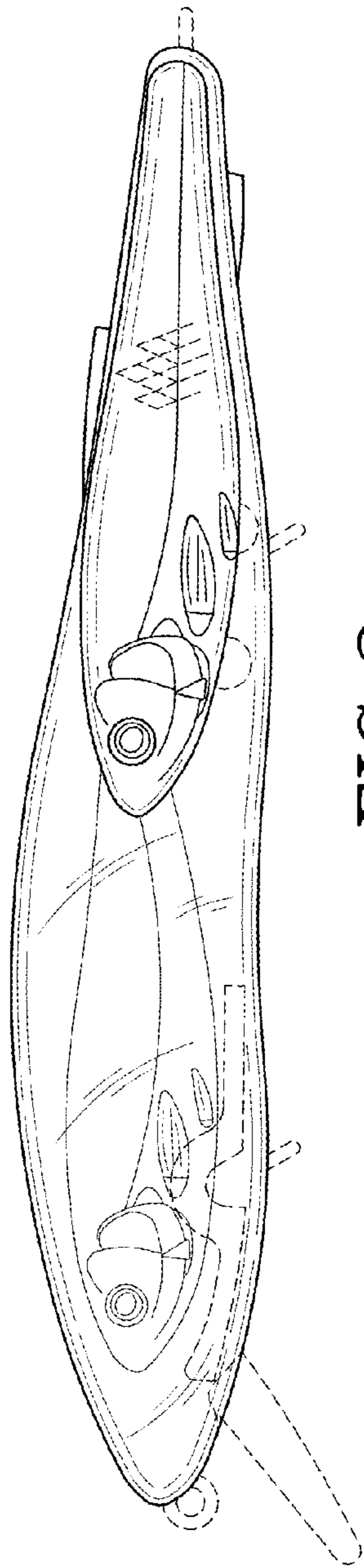


FIG. 2

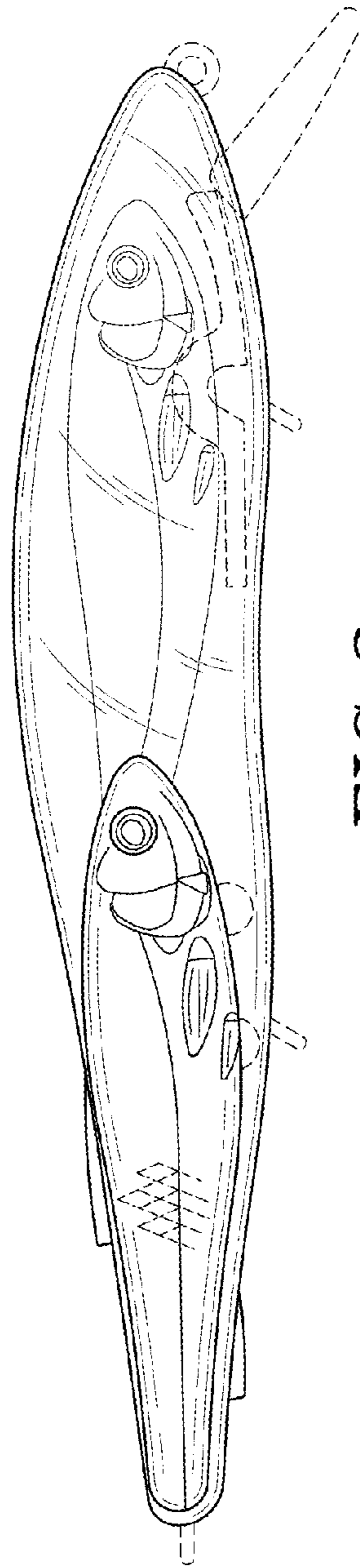


FIG. 3

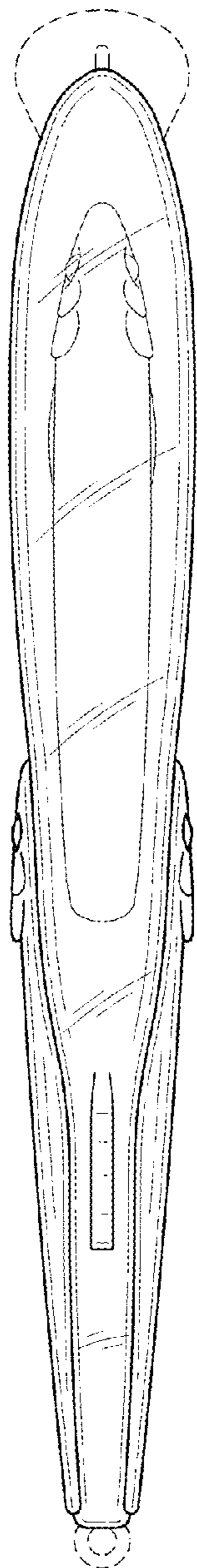


FIG. 4

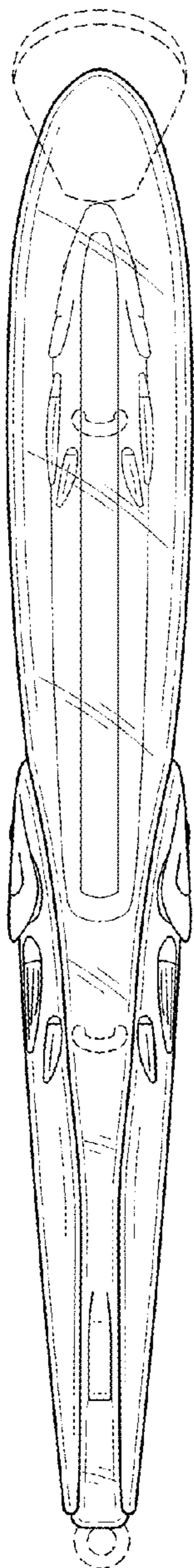


FIG. 5




FIG. 6

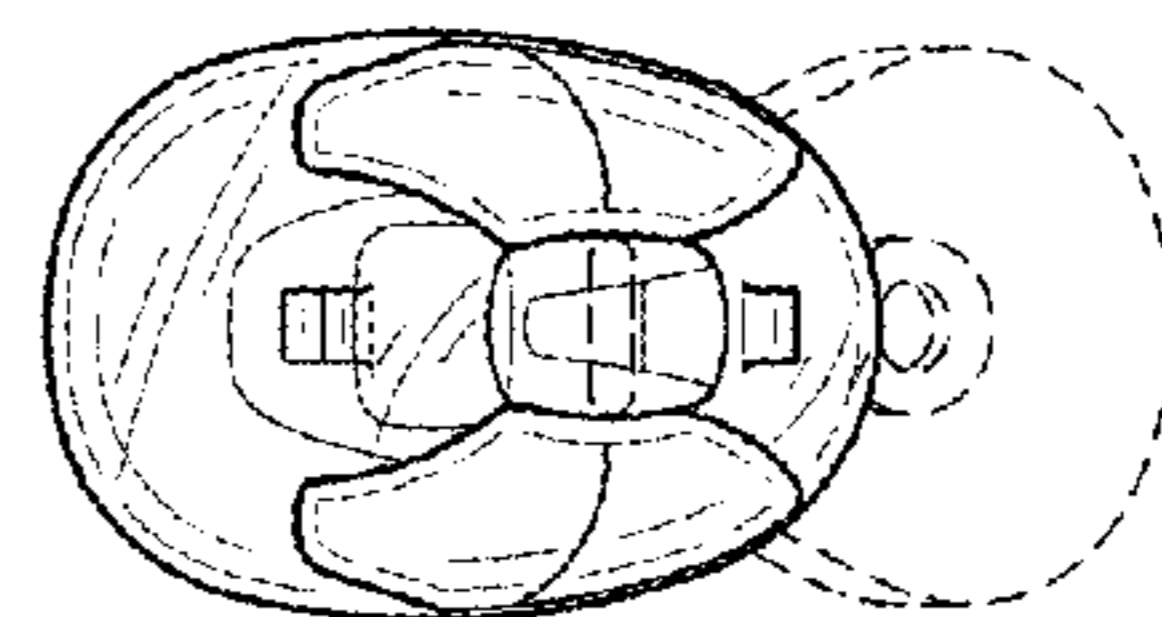


FIG. 7