



US00D739893S

(12) **United States Design Patent**
Klosky et al.

(10) **Patent No.:** **US D739,893 S**
(45) **Date of Patent:** **** Sep. 29, 2015**

(54) **PAD OF FILE FOLDERS**

(71) Applicant: **Ideastream Consumer Products LLC**,
Cleveland, OH (US)

(72) Inventors: **Eric Fitzgerald Klosky**, Chagrin Falls,
OH (US); **Anthony J. DeCarlo**, Parma,
OH (US)

(73) Assignee: **Ideastream Consumer Products, LLC**,
Cleveland, OH (US)

(**) Term: **14 Years**

(21) Appl. No.: **29/437,884**

(22) Filed: **Nov. 21, 2012**

Related U.S. Application Data

(63) Continuation-in-part of application No. 29/427,218,
filed on Jul. 16, 2012.

(51) **LOC (10) Cl.** **19-04**

(52) **U.S. Cl.**
USPC **D19/26**

(58) **Field of Classification Search**
USPC D19/26, 28, 32, 33, 65, 86, 90, 91, 92,
D19/99, 100; 281/3.1, 4, 19.1, 20, 29, 34,
281/35, 51; 462/7, 55, 58, 59, 60, 61, 62,
462/63, 64, 84

CPC B42D 5/003

See application file for complete search history.

(56) **References Cited**

U.S. PATENT DOCUMENTS

217,733	A *	7/1879	Ellsworth	281/15.1
250,327	A *	11/1881	Holmes	281/3.1
272,188	A *	2/1883	Banoroft	281/3.1
1,759,255	A *	5/1930	Greenhaus	229/67.4
D352,523	S *	11/1994	McCracken	D19/1
6,217,443	B1 *	4/2001	Green, Jr.	462/19
D577,766	S *	9/2008	Rydzewski	D19/26
7,520,418	B2 *	4/2009	Juratovac et al.	235/100
D681,111	S *	4/2013	Sato et al.	D19/1
D705,863	S *	5/2014	Klosky	D19/26
D719,214	S *	12/2014	Klosky	D19/26
2011/0156381	A1 *	6/2011	Kuo et al.	281/30

* cited by examiner

Primary Examiner — Sheryl Lane

Assistant Examiner — Ieisha Price

(74) *Attorney, Agent, or Firm* — Calfee, Halter & Griswold
LLP

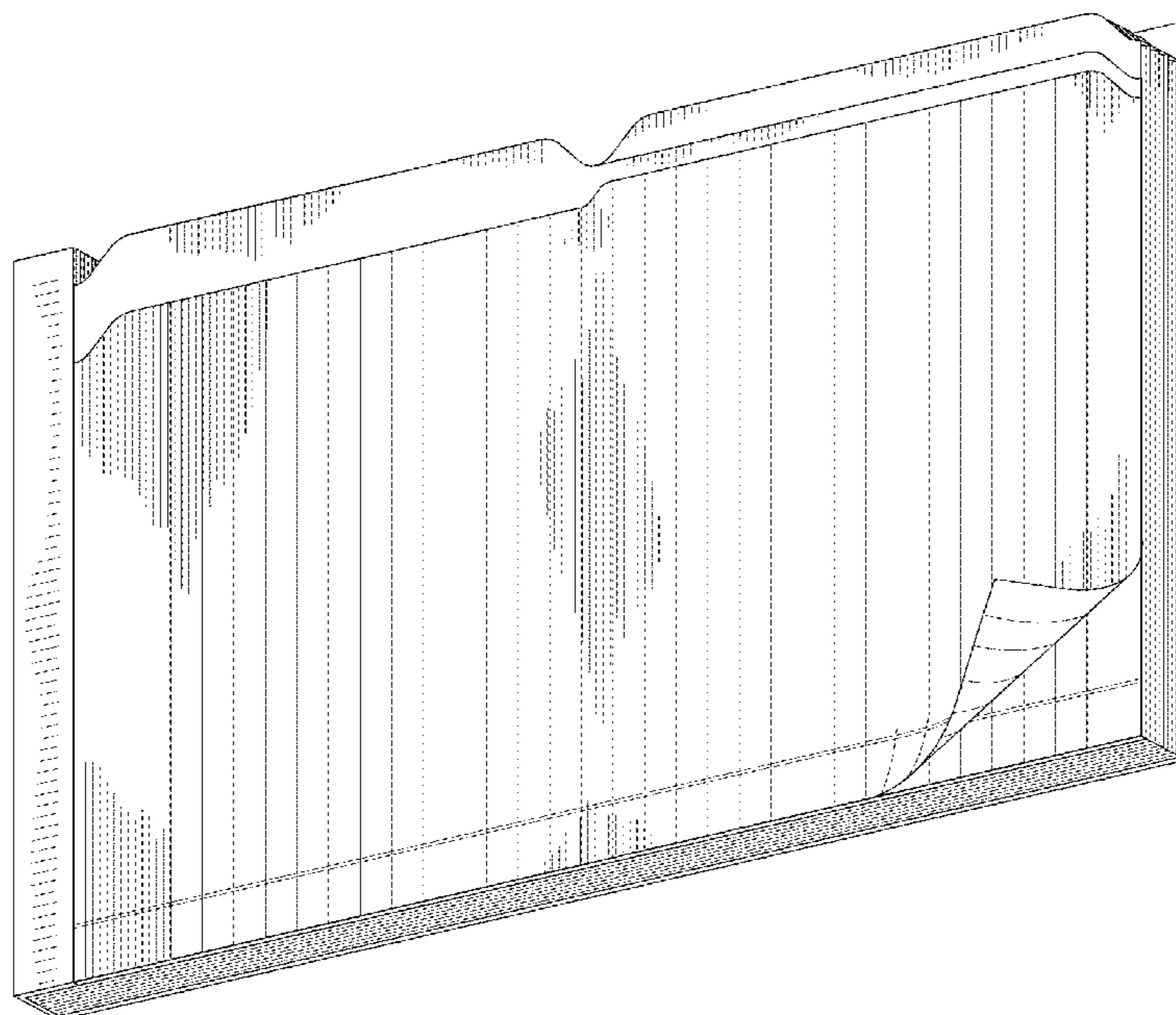
(57) **CLAIM**

We claim the ornamental design for a pad of file folders, as
shown and described.

DESCRIPTION

FIG. 1 is a front/right/top perspective view of a pad of file
folders;
FIG. 2 is a front/left/top perspective view thereof;
FIG. 3 is a front/left/top perspective view thereof, with a
corner slightly curled to expose the file folder beneath;
FIG. 4 is a front elevational view thereof;
FIG. 5 is a rear elevational view thereof;
FIG. 6 is a right side elevational view thereof;
FIG. 7 is a left side elevational view thereof;
FIG. 8 is a top plan view thereof; and,
FIG. 9 is a bottom plan view thereof.

1 Claim, 5 Drawing Sheets






FIG. 1



FIG. 2

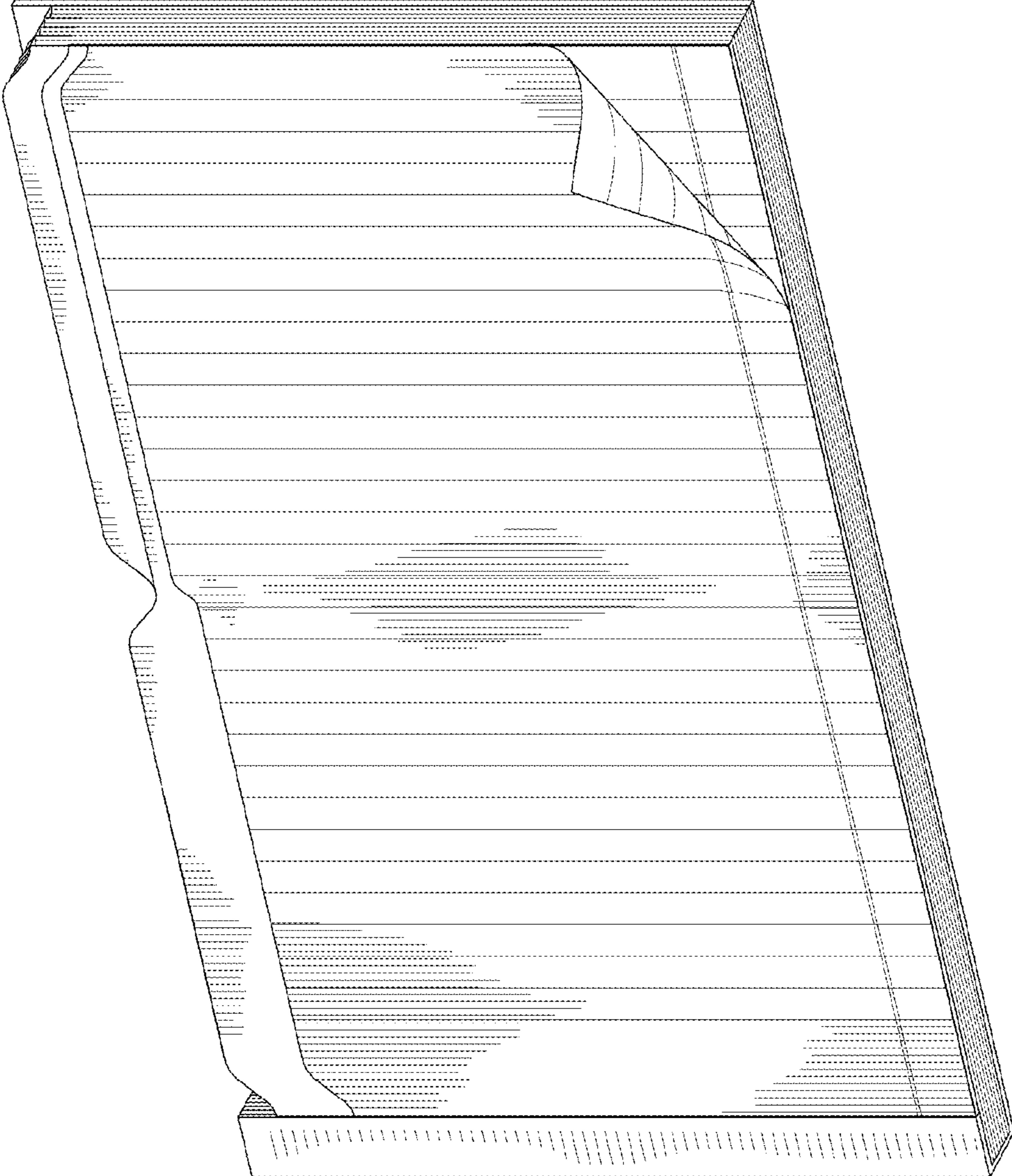


FIG. 3

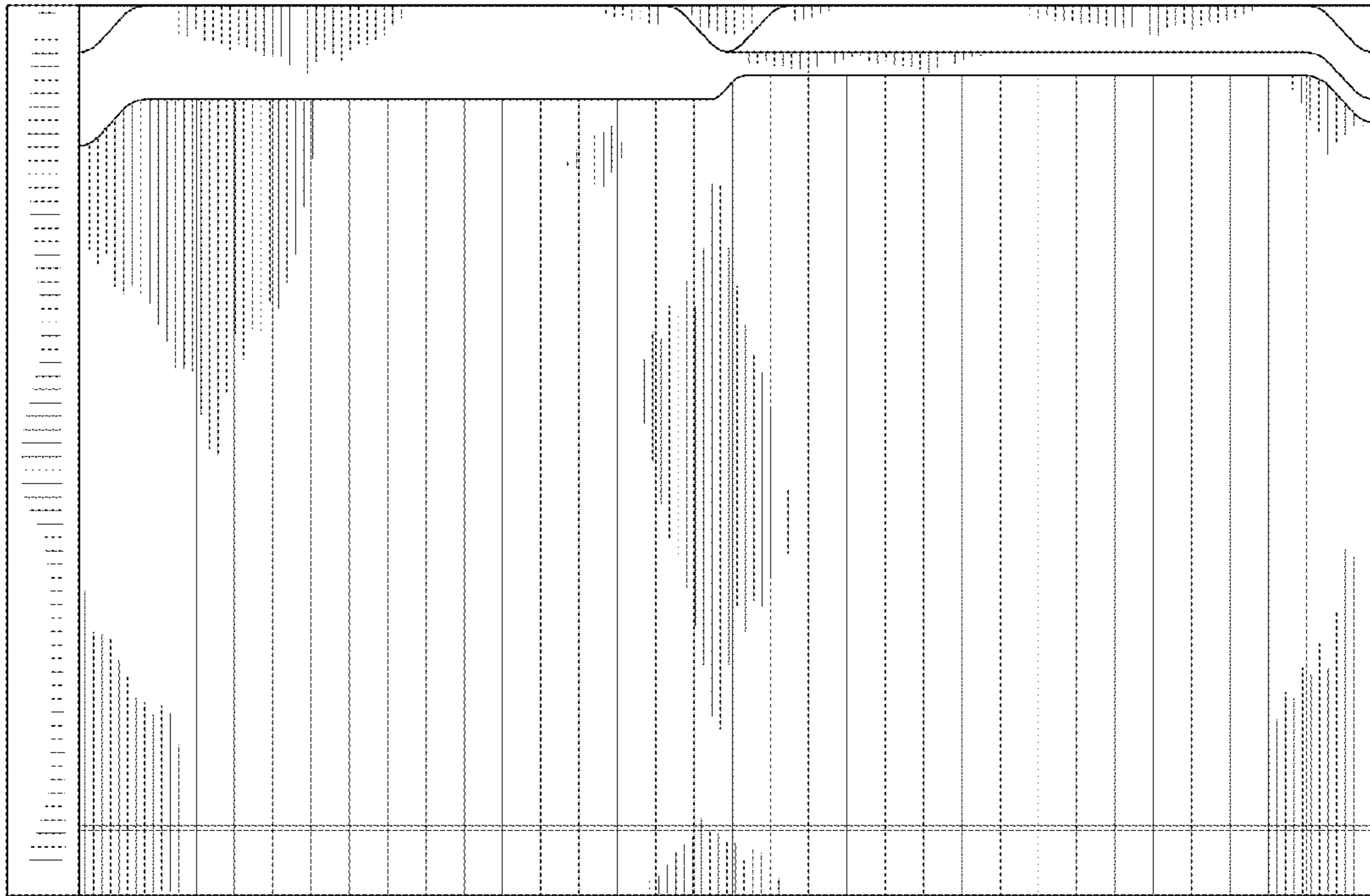


FIG. 4




FIG. 5

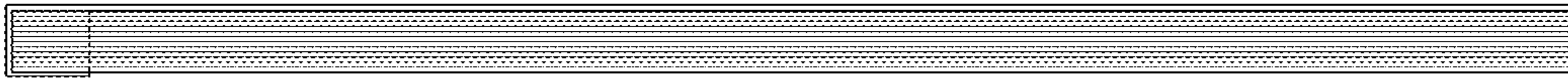


FIG. 6




FIG. 7



FIG. 8




FIG. 9