

US00D739873S

(12) **United States Design Patent**
Zhou et al.

(10) **Patent No.:** **US D739,873 S**

(45) **Date of Patent:** **** Sep. 29, 2015**

- (54) **DISPLAY SCREEN WITH ICON**
- (71) Applicant: **Huawei Technologies Co., Ltd.**,
Shenzhen, Guangdong (CN)
- (72) Inventors: **Wenjun Zhou**, Shenzhen (CN);
Hyunjin Kim, Shenzhen (CN); **Zhiyan Yang**, Shenzhen (CN)
- (73) Assignee: **Huawei Technologies Co., Ltd.**,
Shenzhen (CN)
- (**) Term: **14 Years**
- (21) Appl. No.: **29/457,394**
- (22) Filed: **Jun. 10, 2013**
- (51) **LOC (10) Cl.** **14-04**
- (52) **U.S. Cl.**
USPC **D14/489**
- (58) **Field of Classification Search**
USPC D14/485–495
CPC G06F 3/04817; G06F 3/0482
See application file for complete search history.

(56) **References Cited**

U.S. PATENT DOCUMENTS

D547,365 S *	7/2007	Reyes et al.	D18/27
D562,343 S *	2/2008	Fletcher	D14/488
D569,875 S *	5/2008	Fletcher et al.	D14/488
D671,558 S *	11/2012	Anzures et al.	D14/489
D687,452 S *	8/2013	Anzures et al.	D14/486
D687,462 S *	8/2013	Anzures	D14/492
D703,231 S *	4/2014	Anzures et al.	D14/492
D703,234 S *	4/2014	Lim et al.	D14/492
D703,695 S *	4/2014	Anzures et al.	D14/492
D703,696 S *	4/2014	Anzures et al.	D14/492
D704,207 S *	5/2014	Lee et al.	D14/486
D704,208 S *	5/2014	Ahn et al.	D14/486
D704,217 S *	5/2014	Jin et al.	D14/492
D704,218 S *	5/2014	Ahn et al.	D14/492

D704,220 S *	5/2014	Lim et al.	D14/492
D704,221 S *	5/2014	Ma et al.	D14/492
D705,808 S *	5/2014	Anzures et al.	D14/492
D705,810 S *	5/2014	Ma et al.	D14/492
D706,299 S *	6/2014	Ma et al.	D14/492
D708,639 S *	7/2014	Lee et al.	D14/492
D709,912 S *	7/2014	Abratowski et al.	D14/489
D712,927 S *	9/2014	Worthington et al.	D14/492
D714,811 S *	10/2014	Kim et al.	D14/485
D714,812 S *	10/2014	Kim et al.	D14/485
D716,345 S *	10/2014	Morris et al.	D14/492
D717,338 S *	11/2014	Anzures et al.	D14/492
D719,181 S *	12/2014	Sik et al.	D14/486
D719,182 S *	12/2014	Sik et al.	D14/486
D721,386 S *	1/2015	Tsuda	D14/489
D726,221 S *	4/2015	Gomez et al.	D14/492
D730,390 S *	5/2015	Moon et al.	D14/488
2011/0161080 A1 *	6/2011	Ballinger et al.	704/235
2012/0035908 A1 *	2/2012	Lebeau et al.	704/2
2014/0089833 A1 *	3/2014	Hwang et al.	715/769
2014/0365970 A1 *	12/2014	Jeong et al.	715/835
2015/0067560 A1 *	3/2015	Cieplinski et al.	715/765
2015/0067829 A1 *	3/2015	Liu et al.	726/19
2015/0088499 A1 *	3/2015	White et al.	704/235
2015/0116230 A1 *	4/2015	Hsiao	345/173

(Continued)

Primary Examiner — Sheryl Lane

(74) *Attorney, Agent, or Firm* — Slater & Matsil, L.L.P.



(57) **CLAIM**

The ornamental design for an display screen with icon, as shown and described.

DESCRIPTION

FIG. 1 is a front view of an display screen with icon according to a first embodiment of the invention. FIG. 2 is a front view of a second embodiment thereof; and, FIG. 3 is a front view of a third embodiment thereof. The broken lines represent a boundary and form no part of the claimed design.

1 Claim, 1 Drawing Sheet



(56)

References Cited

U.S. PATENT DOCUMENTS

2015/0135080	A1*	5/2015	Ji et al.	715/728	2015/0149964	A1*	5/2015	Bernstein et al.	715/836
2015/0135109	A1*	5/2015	Zambetti et al.	715/767	2015/0149967	A1*	5/2015	Bernstein et al.	715/854
2015/0143238	A1*	5/2015	Jung et al.	715/708	2015/0160919	A1*	6/2015	Kim et al.	704/275
					2015/0177970	A1*	6/2015	Choi	715/835
					2015/0189091	A1*	7/2015	Forstall et al.	455/416

* cited by examiner




Figure 1




Figure 2




Figure 3