



US00D739854S

(12) **United States Design Patent**
Bowers et al.

(10) **Patent No.:** **US D739,854 S**
(45) **Date of Patent:** **** Sep. 29, 2015**

(54) **NOTEBOOK COMPUTER HOUSING**

- (71) Applicant: **Google Inc.**, Mountain View, CA (US)
- (72) Inventors: **Andrew Bowers**, San Francisco, CA (US); **Kenneth Thomas McAlpine**, Los Gatos, CA (US); **Lawrence Lam**, San Jose, CA (US)
- (73) Assignee: **Google Inc.**, Mountain View, CA (US)
- (**) Term: **14 Years**
- (21) Appl. No.: **29/485,681**
- (22) Filed: **Mar. 21, 2014**

Related U.S. Application Data

- (62) Division of application No. 29/436,503, filed on Nov. 6, 2012, now Pat. No. Des. 704,185.
- (51) **LOC (10) Cl.** **14-02**
- (52) **U.S. Cl.**
USPC **D14/315**
- (58) **Field of Classification Search**
USPC D14/315-327; D18/1, 2, 7, 11; 235/145 A, 145 R; 341/22, 23; 345/104, 345/156, 168, 169, 173; 361/679.08, 361/679.09, 679.11, 679.26, 679.27
CPC G06F 1/16; G06F 1/1616; H01R 35/02; H03M 11/00; G09B 13/04; H03K 17/94
See application file for complete search history.

(56) **References Cited**

U.S. PATENT DOCUMENTS

5,566,048 A	10/1996	Esterberg et al.
D558,752 S	1/2008	Andre et al.
D564,511 S	3/2008	Akhtar

(Continued)

FOREIGN PATENT DOCUMENTS

JP	D1400205	11/2010
TW	D145817	3/2012

OTHER PUBLICATIONS

Taiwanese Office Action for Application No. 103303340 dated Oct. 21, 2014.

(Continued)

Primary Examiner — Freda S Nunn

(74) *Attorney, Agent, or Firm* — Lerner, David, Littenberg, Krumholz & Mentlik, LLP

(57) **CLAIM**

The ornamental design for a notebook computer housing, as shown and described.

DESCRIPTION

FIG. 1 is a front perspective view of a notebook computer housing shown in a closed configuration according to our design;

FIG. 2 is a front view thereof;

FIG. 3 is a back view thereof;

FIG. 4 is a right side view thereof;

FIG. 5 is a left side view thereof;

FIG. 6 is a top view thereof;

FIG. 7 is a bottom view thereof;

FIG. 8 is a front perspective view of a notebook computer housing according to our design shown in an open configuration;

FIG. 9 is a front view thereof;

FIG. 10 is a back view thereof;

FIG. 11 is a right side view thereof;

FIG. 12 is a left side view thereof;

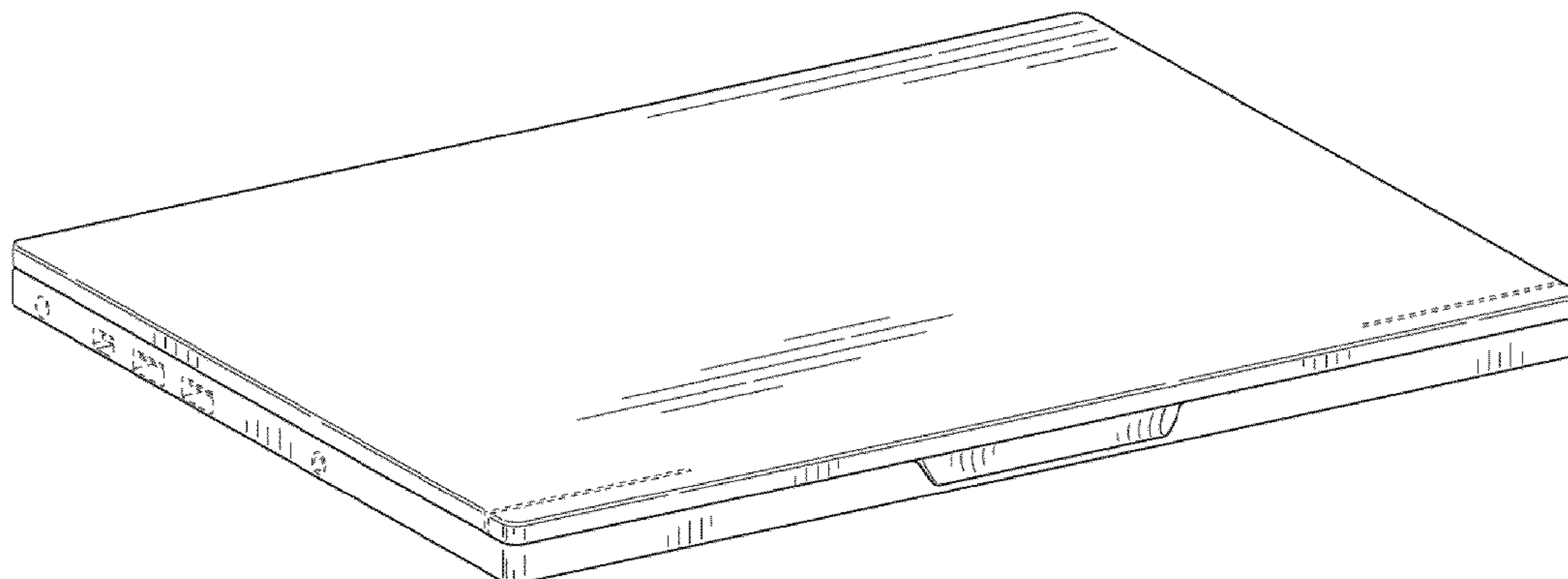
FIG. 13 is a top view thereof; and,

FIG. 14 is a bottom view thereof.

Broken lines are environmental only and form no part of the claimed design.

Dash-dot lines adjacent to the un-shaded areas represent bounds of the claimed design and form no part of the claimed design.

1 Claim, 10 Drawing Sheets



(56)

References Cited

U.S. PATENT DOCUMENTS

7,778,016 B2 8/2010 Minaguchi et al.
D630,221 S 1/2011 Sogabe et al.
D635,575 S 4/2011 Masui et al.
D704,185 S * 5/2014 Bowers et al. D14/315
2002/0080576 A1 6/2002 Katagiri
2002/0089819 A1 7/2002 Misawa et al.
2002/0176224 A1 11/2002 Dhar et al.

2006/0146488 A1 7/2006 Kimmel
2006/0209503 A1 * 9/2006 Bovio et al. 361/681
2006/0282985 A1 12/2006 Lu et al.
2013/0010417 A1 1/2013 Huang et al.

OTHER PUBLICATIONS

Taiwanese Office Action for Application No. 103303341 dated Oct. 21, 2014.

* cited by examiner

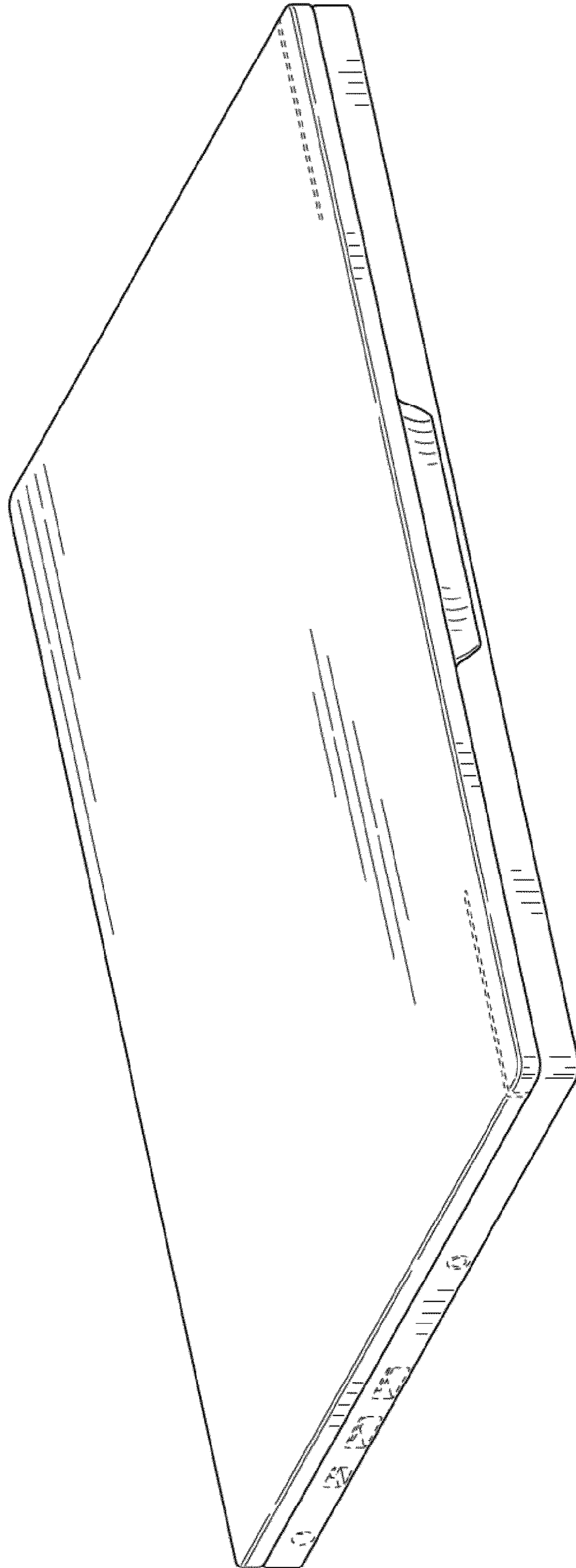


FIG. 1




FIG. 2

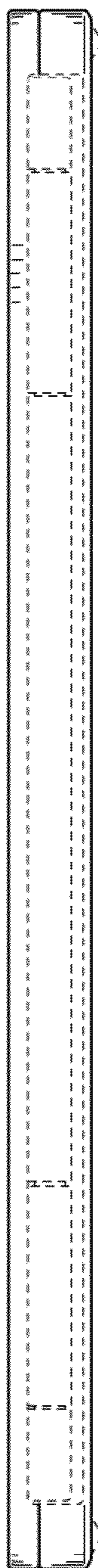


FIG. 3




FIG. 4



FIG. 5

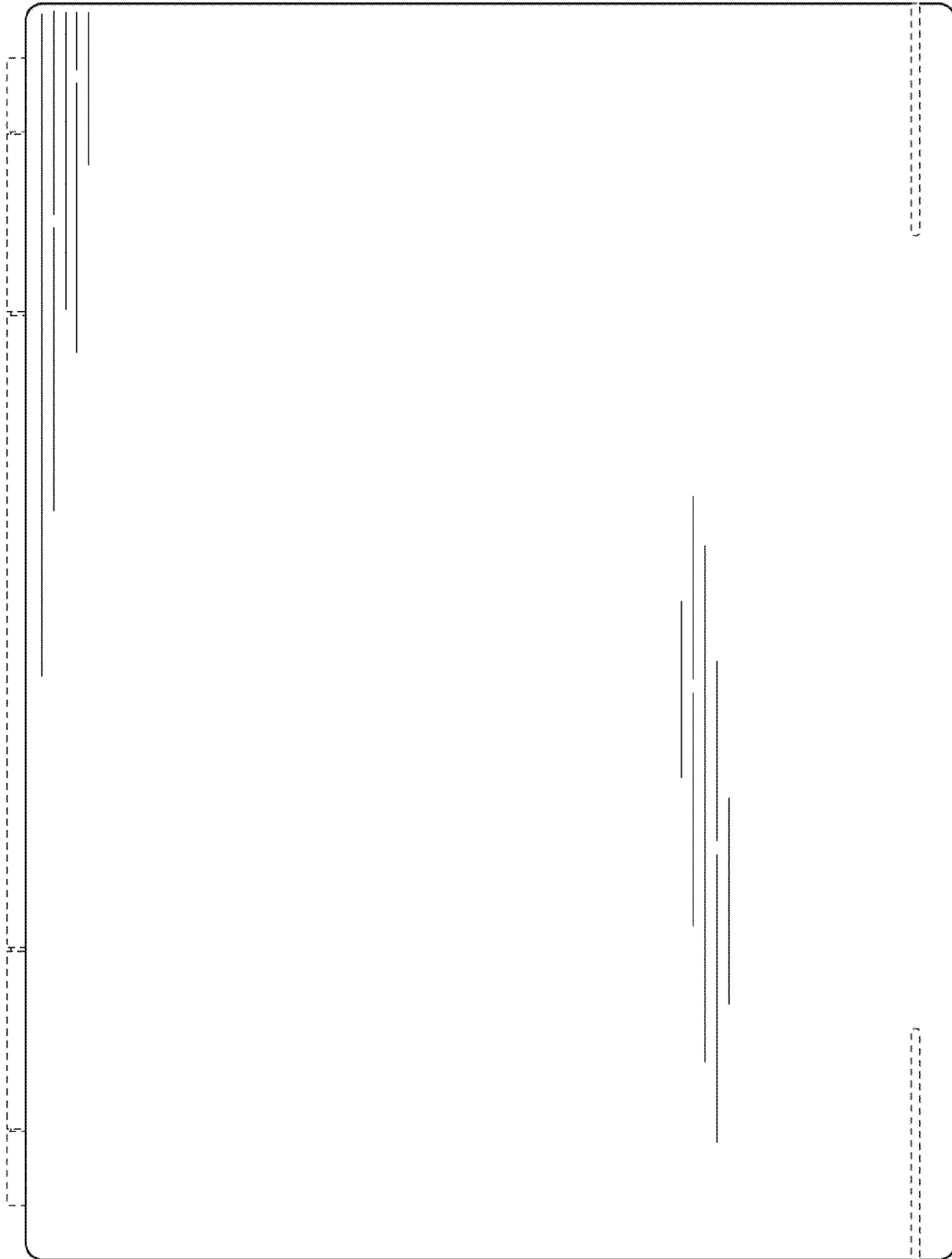


FIG. 6




FIG. 7

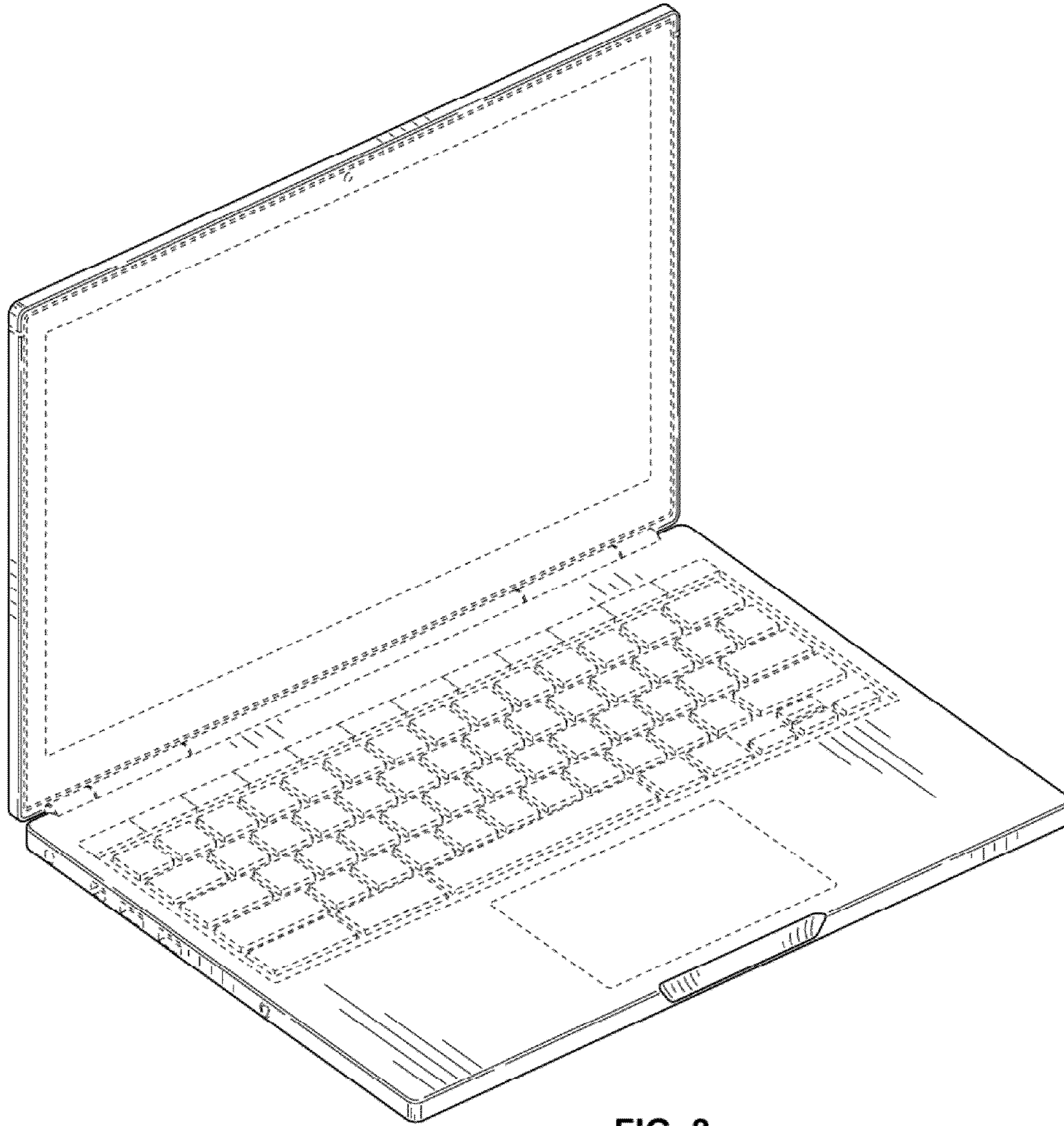


FIG. 8

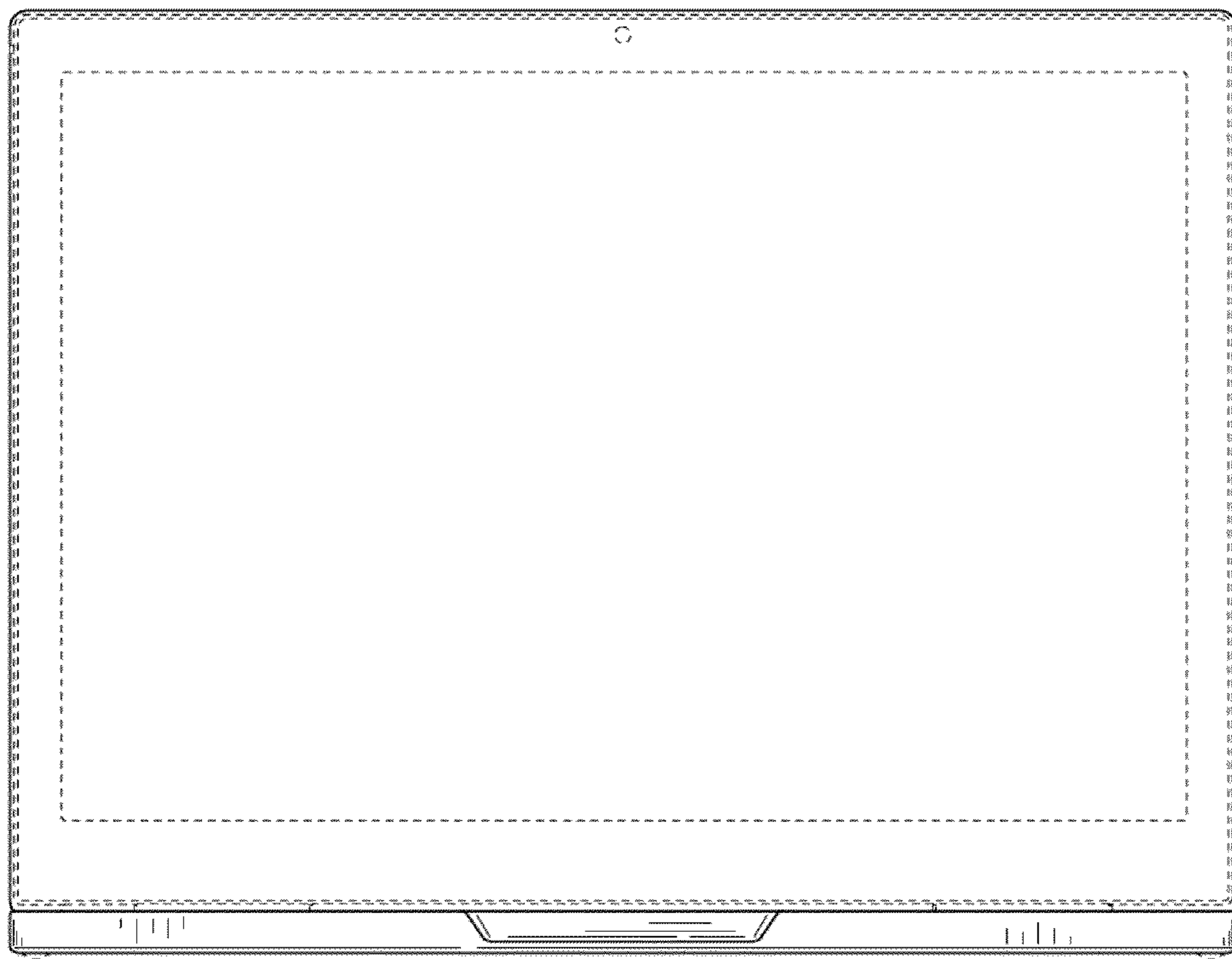


FIG. 9

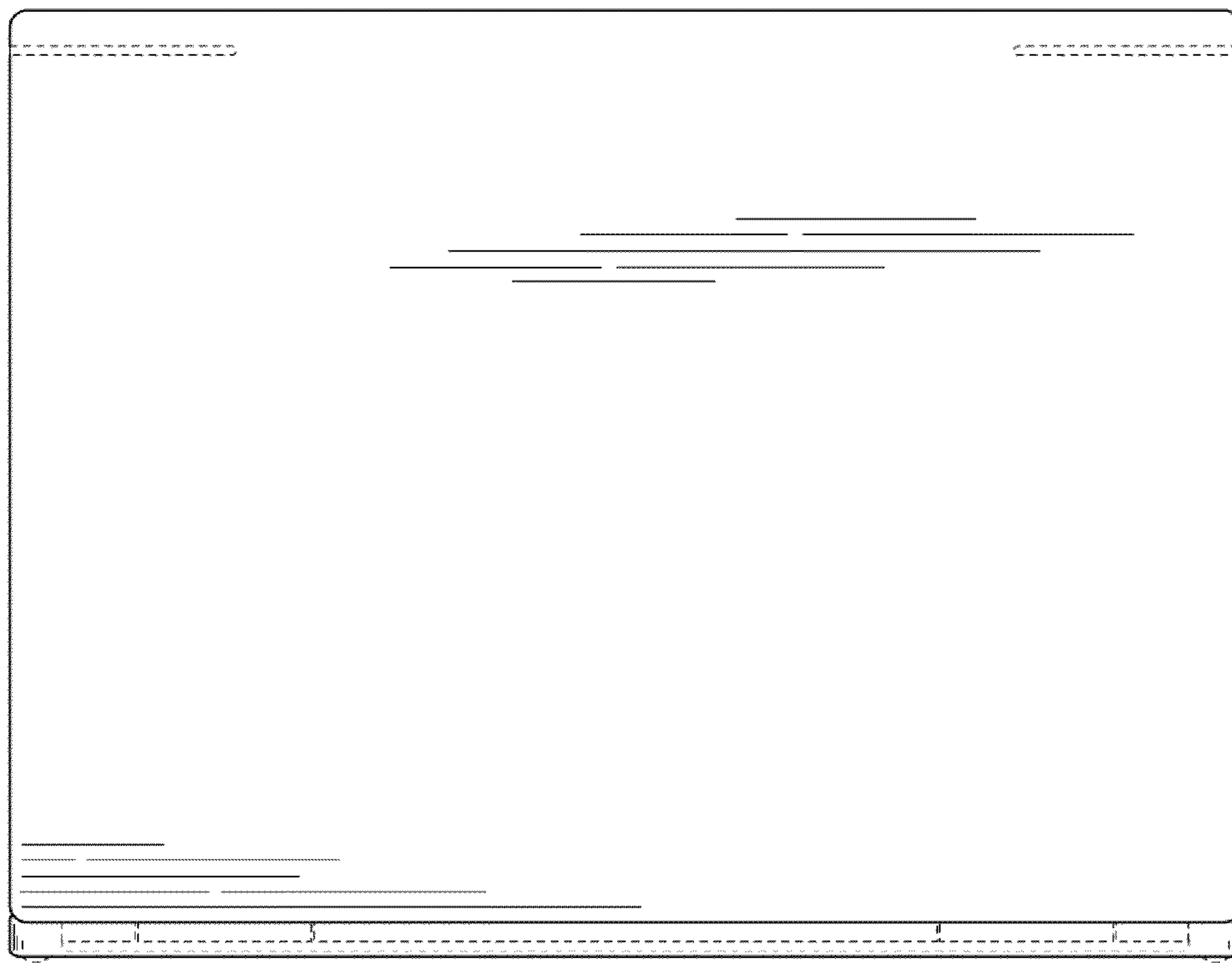


FIG. 10



FIG. 11




FIG. 12

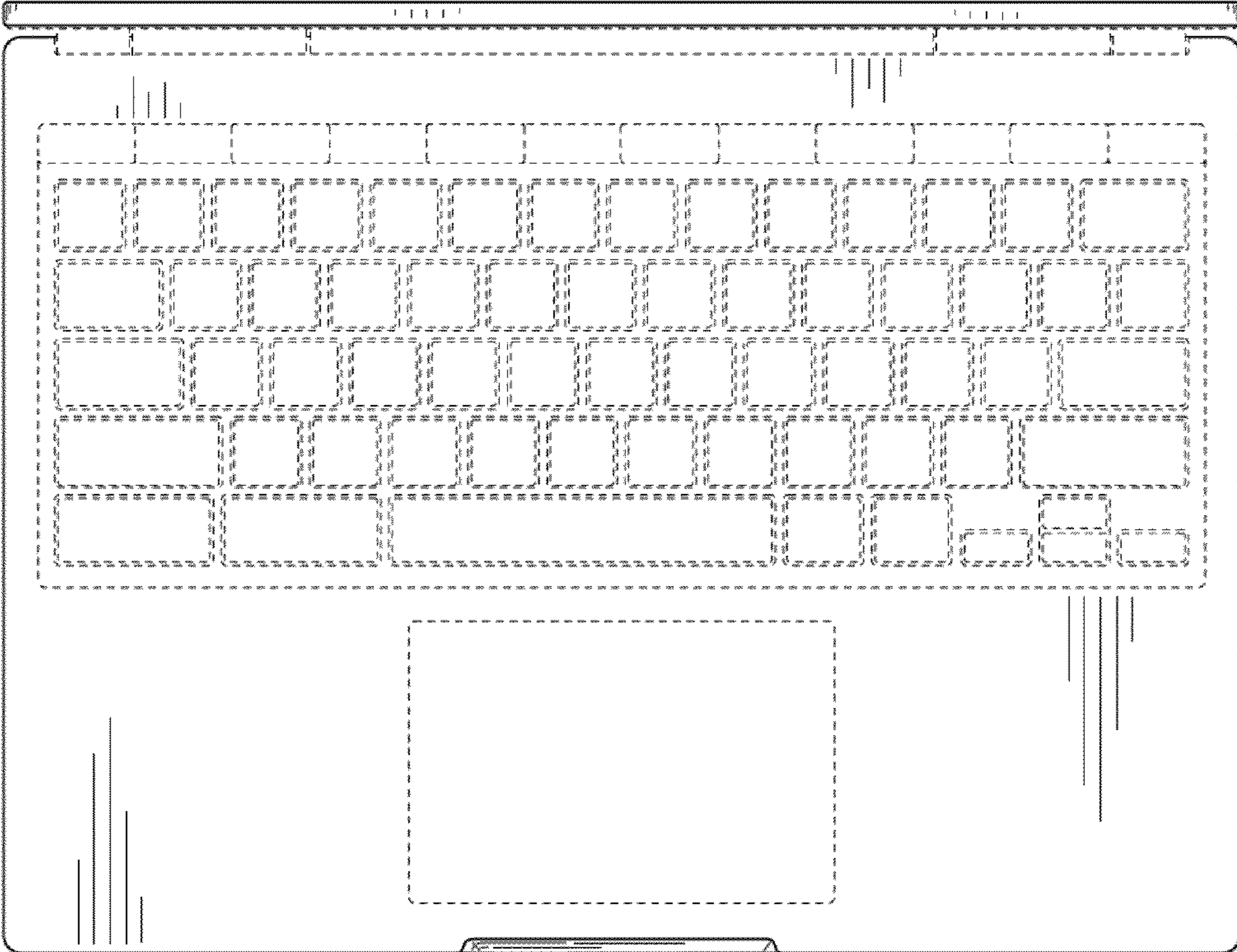


FIG. 13




FIG. 14