



US00D739847S

(12) **United States Design Patent**
Mun et al.

(10) **Patent No.:** **US D739,847 S**

(45) **Date of Patent:** **** Sep. 29, 2015**

(54) **POP FILTER**

(71) Applicant: **Freedman Electronics Pty Limited**,
Silverwater NSW (AU)

(72) Inventors: **Sung Hoon Mun**, Silverwater, NSW
(AU); **Mohammadreza Ghanavi**,
Silverwater, NSW (AU)

(73) Assignee: **FREEDMAN ELECTRONICS PTY LIMITED**, Silverwater, NSW (AU)

(**) Term: **14 Years**

(21) Appl. No.: **29/473,552**

(22) Filed: **Nov. 22, 2013**

(51) **LOC (10) Cl.** **14-03**

(52) **U.S. Cl.**
USPC **D14/217**

(58) **Field of Classification Search**
USPC D14/217, 225-229; D17/13; 381/337,
381/346, 347
CPC ... G10K 11/172; G10K 11/16; G10K 11/162;
G10K 11/002; G10K 11/175; G10K 11/004;
G10K 11/161; G10K 11/165; G10K 11/168;
G10K 11/1788; G10K 11/205; G10K 2210/10;
G10K 2210/1281; G10K 2210/3212

See application file for complete search history.

(56) **References Cited**

U.S. PATENT DOCUMENTS

D396,862 S * 8/1998 Morgan D14/225
D450,684 S * 11/2001 Morgan D14/226
D525,238 S * 7/2006 Hannapel D14/226

* cited by examiner

Primary Examiner — Daniel Bui

Assistant Examiner — Khawaja Anwar

(74) *Attorney, Agent, or Firm* — TraskBritt, P.C.

(57) **CLAIM**

The ornamental design for a pop filter, as shown and described.

DESCRIPTION

FIG. 1 is a bottom view of a pop filter, showing our new design;

FIG. 2 is a front elevation view thereof;

FIG. 3 is a top, front and right side perspective view thereof;

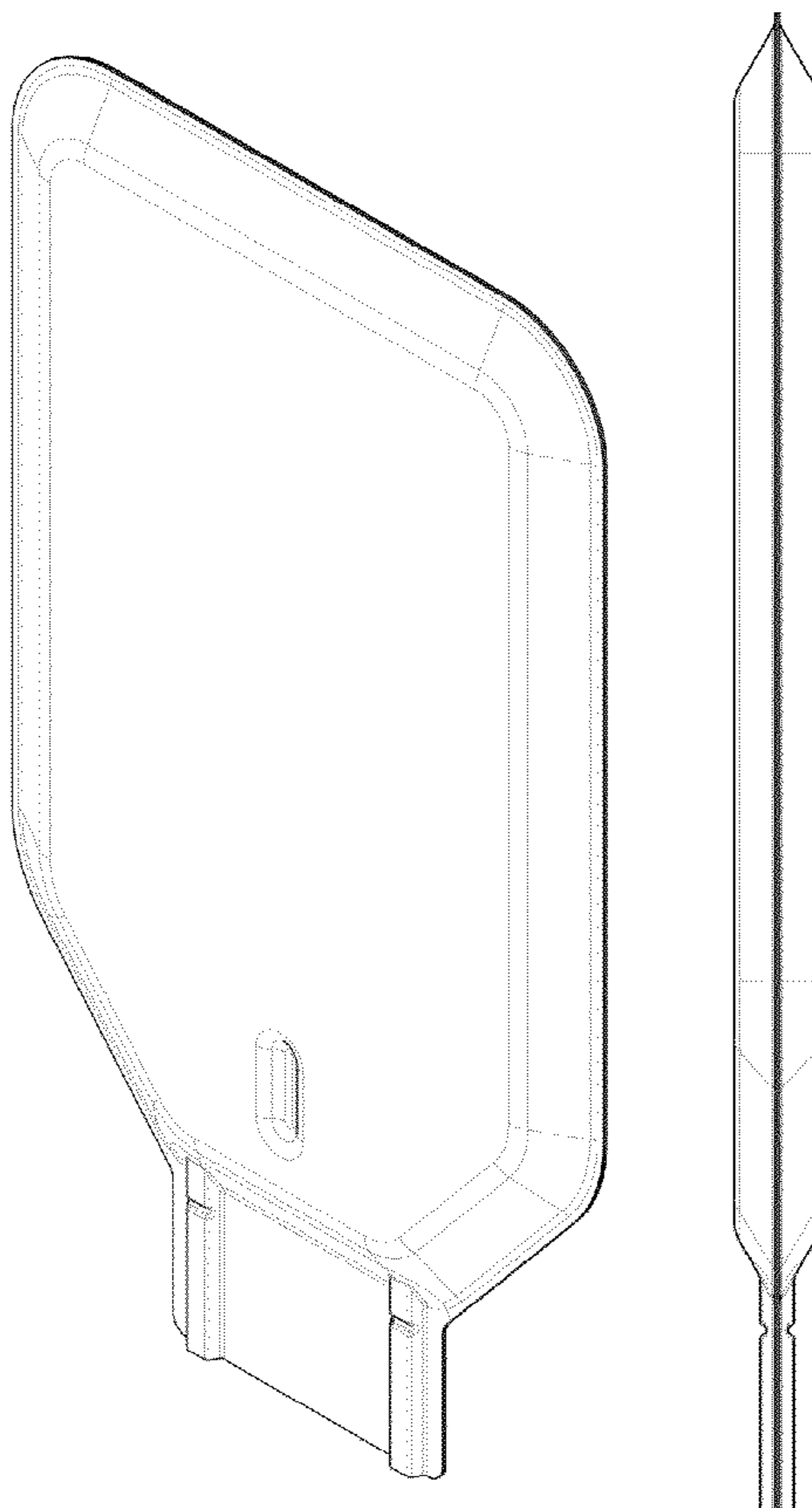
FIG. 4 is a top, front and left side perspective view thereof;

FIG. 5 is a side view thereof; and,

FIG. 6 a top view thereof.

The broken lines in FIG. 1 depict parts of the pop filter that form no part of the claimed design.

1 Claim, 6 Drawing Sheets






FIG. 1

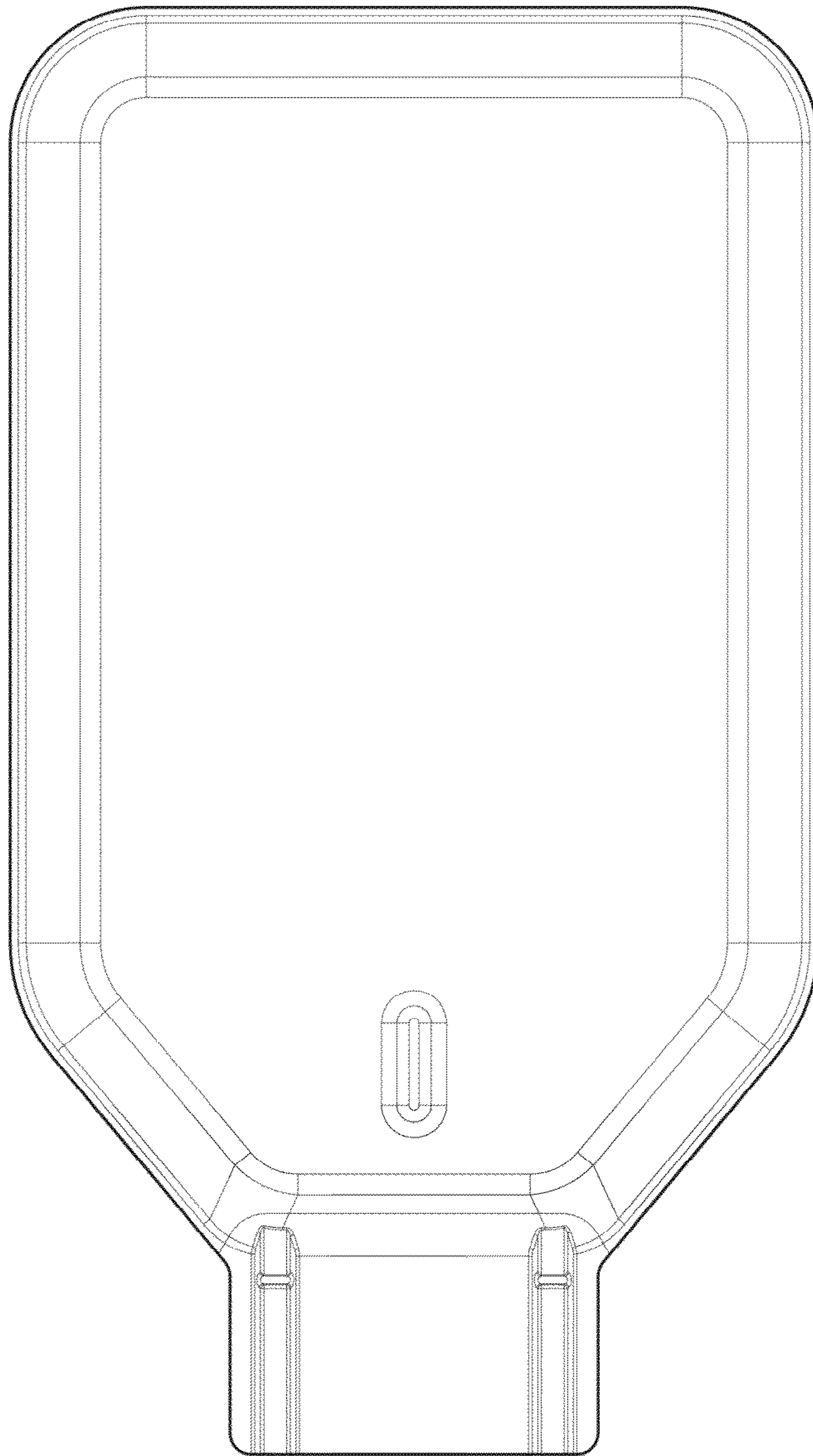


FIG. 2




FIG. 3




FIG. 4




FIG. 5

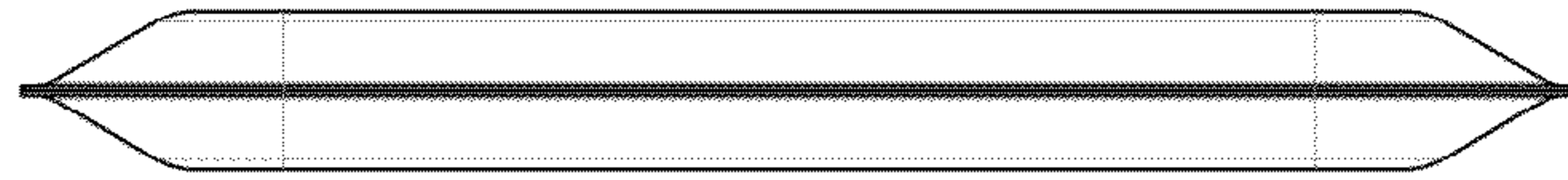


FIG. 6