



US00D739838S

(12) **United States Design Patent**
Lang et al.

(10) **Patent No.:** **US D739,838 S**

(45) **Date of Patent:** **** Sep. 29, 2015**

(54) **STAND-ALONE MONITOR**

D20/11, 17, 27, 39, 40; D6/300;
D9/600, 430

(71) Applicant: **MEKRA LANG GMBH & CO. KG.**,
Fürth (DE)

See application file for complete search history.

(72) Inventors: **Werner Lang**, Ergersheim (DE); **Simon Deffner**, Flachslanden (DE); **Jon Hohenhaus**, Neustadt an der Aisch (DE); **Andreas Redlingshöfer**, Trautskirchen (DE); **Jens Stürzenhofecker**, Markt Erlbach (DE)

(56) **References Cited**

U.S. PATENT DOCUMENTS

D361,552	S	*	8/1995	Iino	D14/341
D390,211	S	*	2/1998	Yates et al.	D14/341
D458,237	S	*	6/2002	Niitsu	D14/126
D488,468	S	*	4/2004	Hu	D14/341
D588,560	S	*	3/2009	Mellingen et al.	D14/126
D598,015	S	*	8/2009	Busri	D14/341
D598,912	S	*	8/2009	Yoon et al.	D14/341
D601,139	S	*	9/2009	Huang et al.	D14/341

(73) Assignee: **Mekra Lang GmbH & Co. KG.**,
Ergersheim (DE)

* cited by examiner

(**) Term: **14 Years**

Primary Examiner — Robert M Spear

(21) Appl. No.: **29/448,743**

Assistant Examiner — Eliza Bennett-Hattan

(22) Filed: **Mar. 13, 2013**

(74) *Attorney, Agent, or Firm* — O'Melveny & Myers LLP

(30) **Foreign Application Priority Data**

(57) **CLAIM**

Sep. 14, 2012 (EM) 002103531-0001

The ornamental design for a stand-alone monitor, as shown and described.

(51) **LOC (10) Cl.** **14-03**

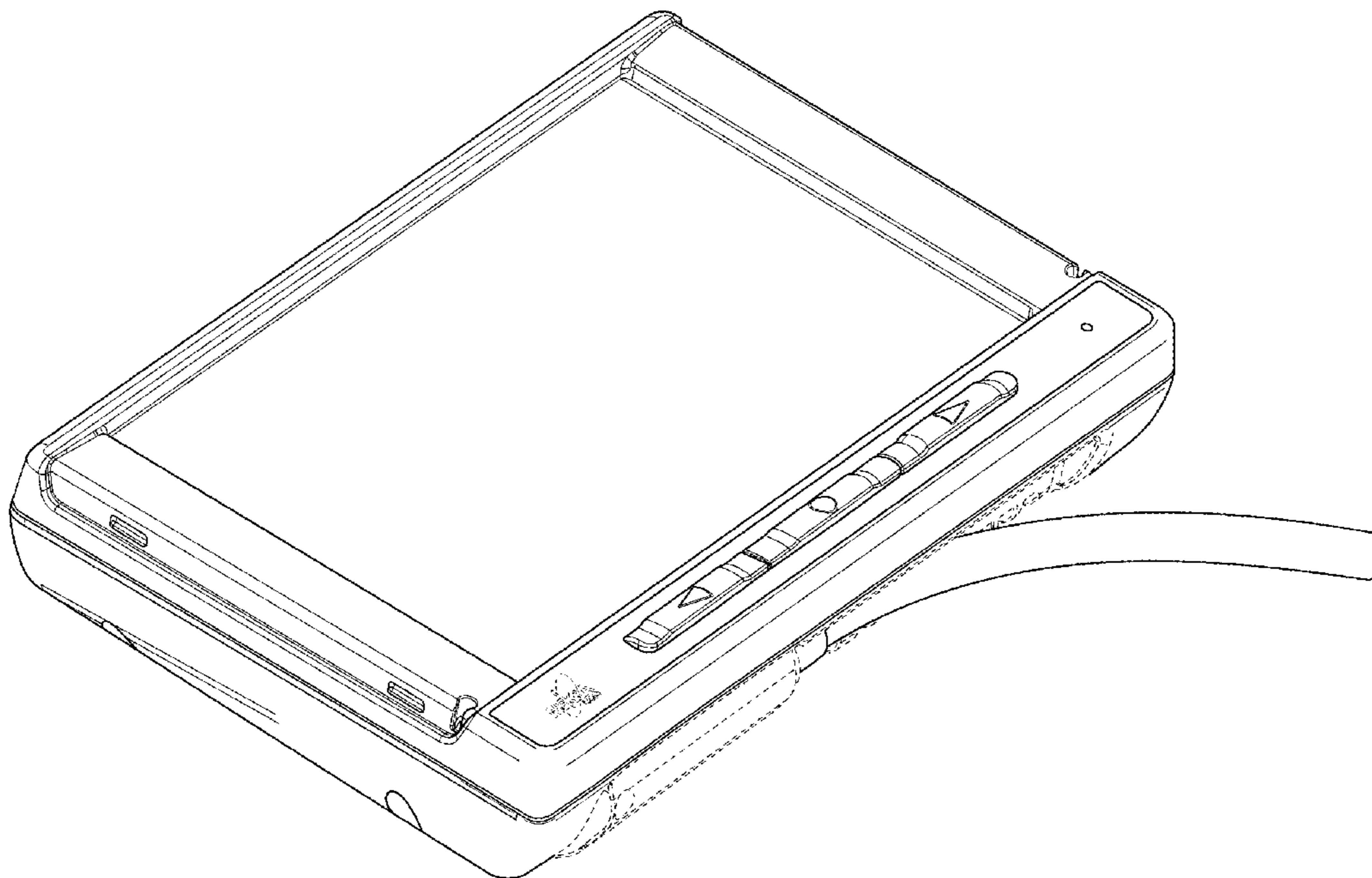
DESCRIPTION

(52) **U.S. Cl.**
USPC **D14/126**

FIG. 1 is a front view of a stand-alone monitor in accordance with the present invention;
FIG. 2 is a top view thereof;
FIG. 3 is a left side view thereof;
FIG. 4 is a right side view thereof;
FIG. 5 is a bottom view thereof;
FIG. 6 is a rear view thereof; and,
FIG. 7 is a front perspective view thereof.

(58) **Field of Classification Search**
USPC D14/126, 127, 128, 129, 239, 371, 136,
D14/341, 375, 172, 188, 204, 221, 224;
312/7.2; 348/836, 838, 180, 184, 325,
348/739; 341/12; 248/917-924, 465;
345/104, 133, 156, 168, 87, 173;
720/605, 600, 655; 455/347;
273/148 B; 229/926, 904, 74, 80.5;

1 Claim, 7 Drawing Sheets



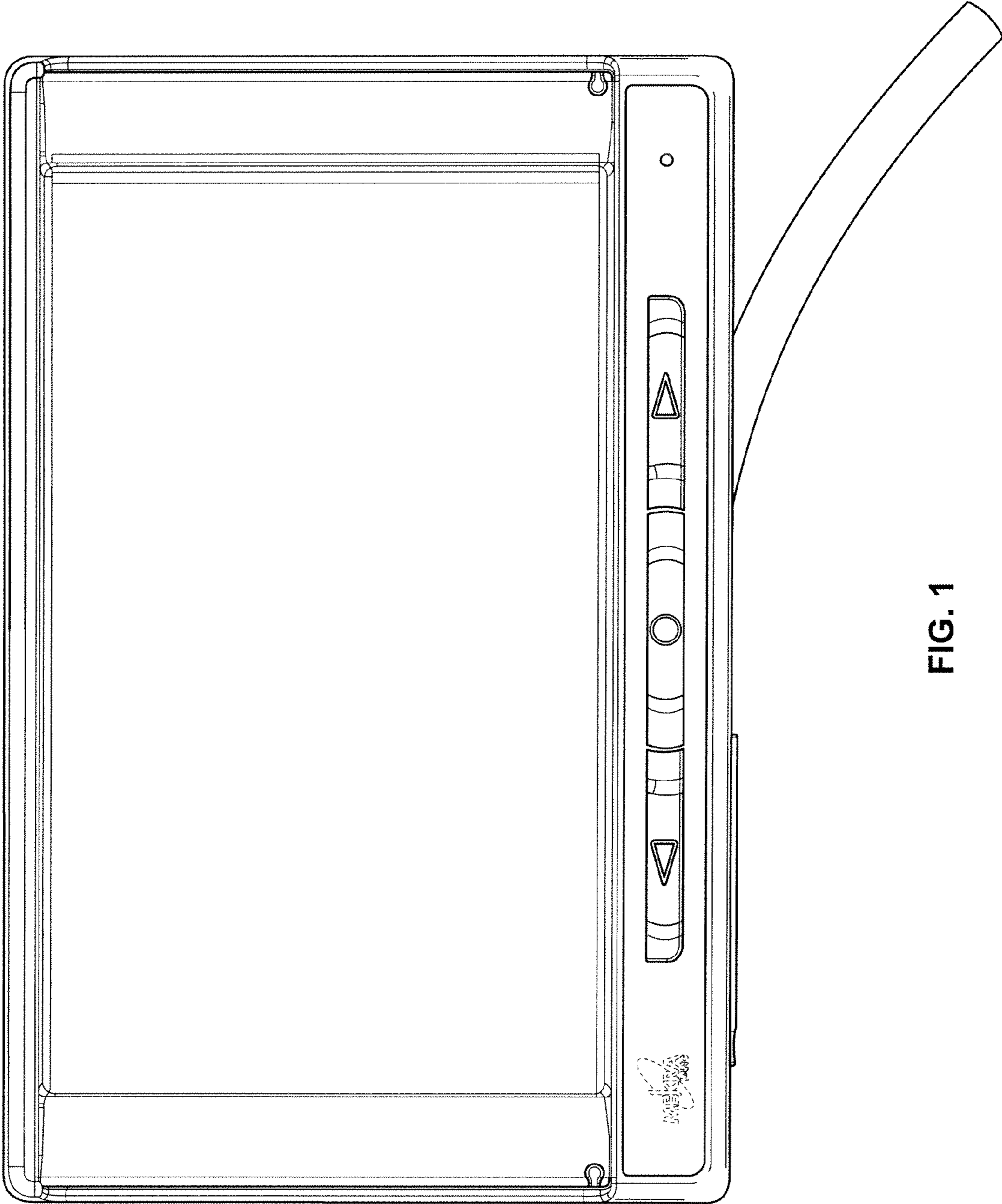


FIG. 1

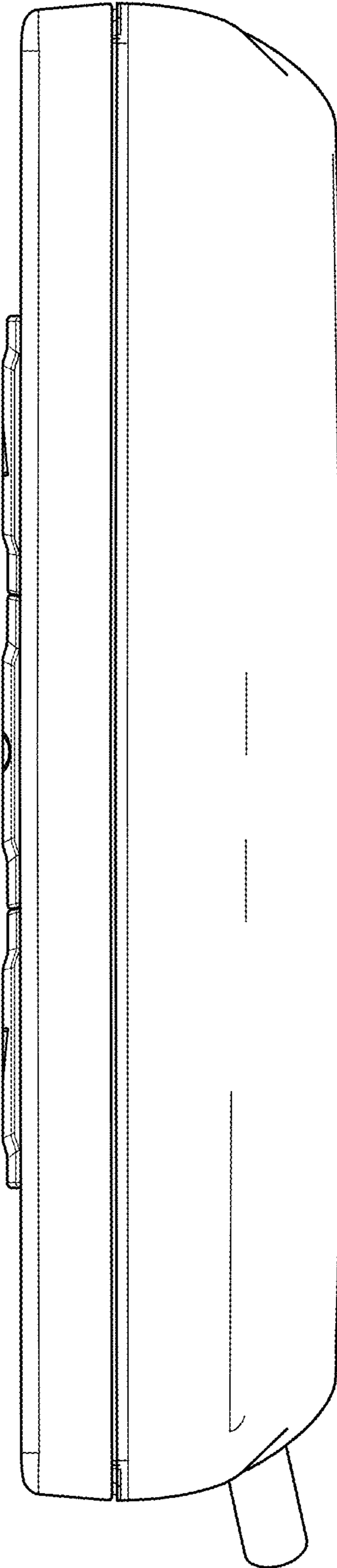


FIG. 2

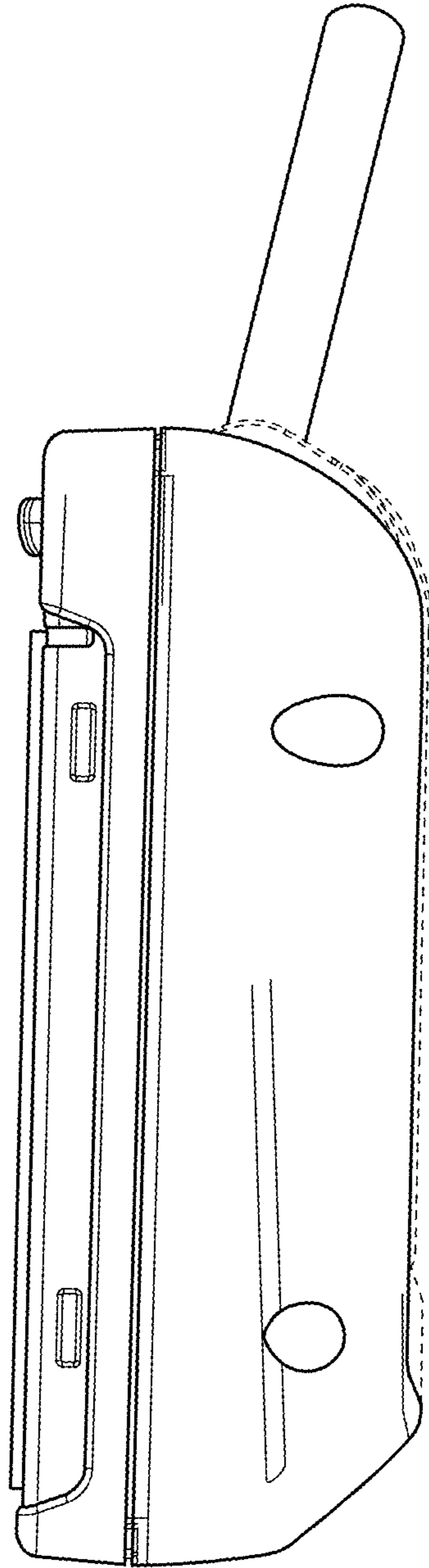


FIG. 3

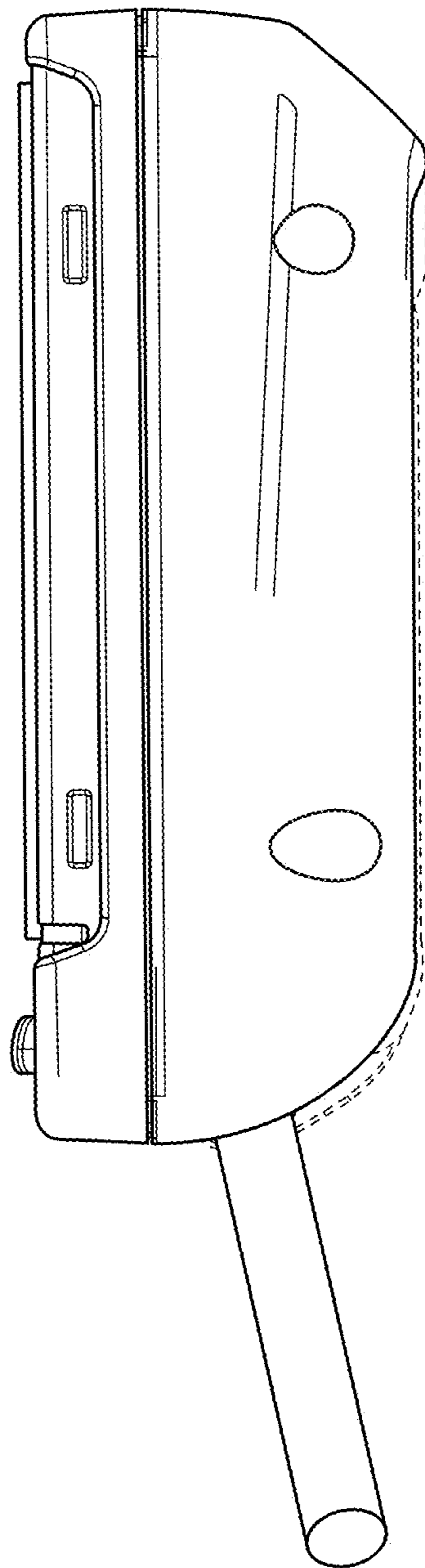


FIG. 4

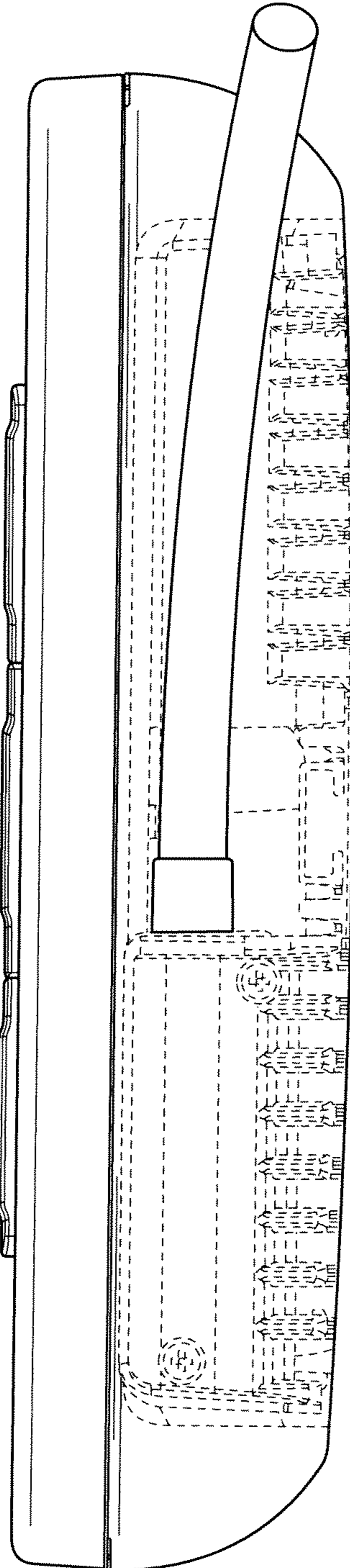


FIG. 5

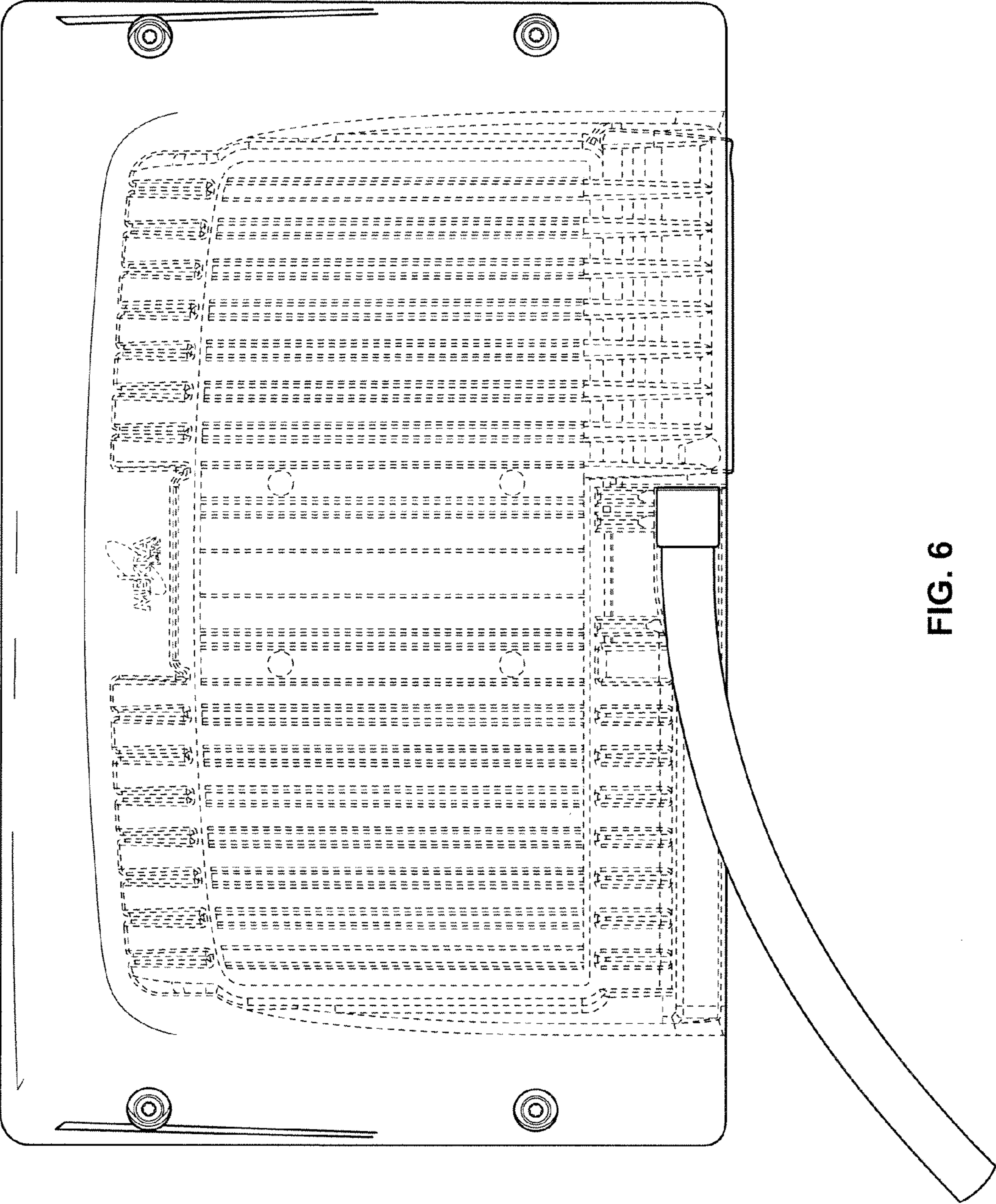


FIG. 6

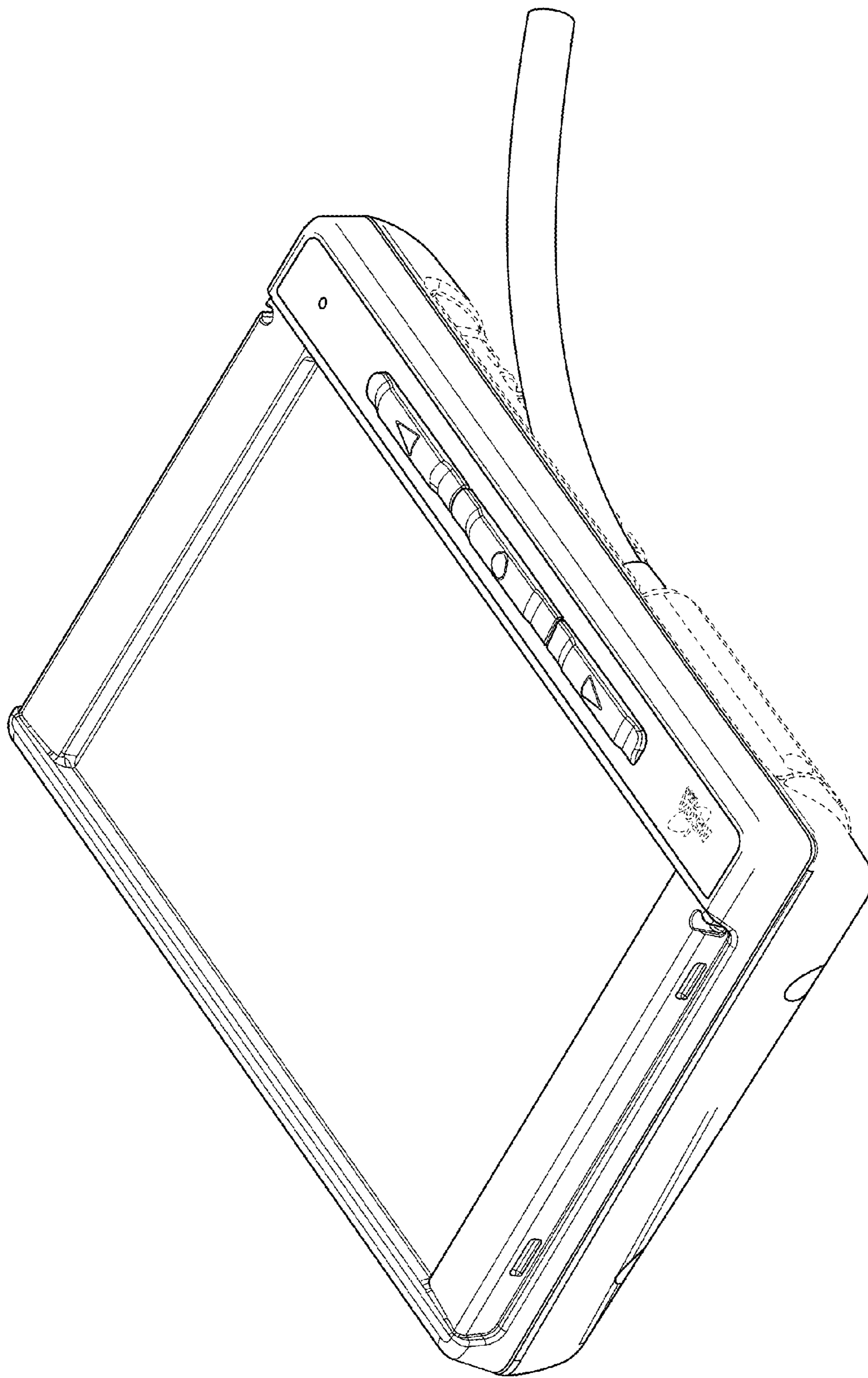


FIG. 7