



US00D739830S

(12) **United States Design Patent**
Spira

(10) **Patent No.:** **US D739,830 S**

(45) **Date of Patent:** **** Sep. 29, 2015**

(54) **BUTTONS FOR A LOAD CONTROL DEVICE**

(71) Applicant: **Lutron Electronics Co., Inc.**,
Coopersburg, PA (US)

(72) Inventor: **Joel S. Spira**, Coopersburg, PA (US)

(73) Assignee: **LUTRON ELECTRONICS CO., INC.**,
Coopersburg, PA (US)

(**) Term: **14 Years**

(21) Appl. No.: **29/488,265**

(22) Filed: **Apr. 17, 2014**

(51) **LOC (10) Cl.** **13-03**

(52) **U.S. Cl.**
USPC **D13/174; D13/168**

(58) **Field of Classification Search**
USPC D13/168, 174; D14/218; 340/4.3, 4.42,
340/12.22, 12.23, 12.24, 12.29, 12.3, 12.55,
340/13.2, 13.21, 13.24; 341/176; 345/169;
348/734; 455/352
CPC H03J 1/0025; H03J 9/00; H03J 9/02;
H03J 9/04; H03J 9/06; H01H 2009/187;
H01H 9/02; H01H 9/0214; H01H 9/0242;
H01H 9/18; H05B 37/02; H05B 37/0272;
H05B 39/088; G08C 17/00; G08C 17/02;
G08C 19/28; G08C 23/02; G08C 23/04

See application file for complete search history.

(56) **References Cited**

U.S. PATENT DOCUMENTS

D407,695 S *	4/1999	Hwang	D13/168
D496,335 S *	9/2004	Spira	D13/168
D527,711 S *	9/2006	Spira et al.	D13/168
D528,992 S *	9/2006	Hobart et al.	D13/168
7,312,695 B2 *	12/2007	Lehmer et al.	340/426.15
D592,606 S *	5/2009	Felegy et al.	D13/168
D592,607 S *	5/2009	Felegy et al.	D13/168
D592,608 S *	5/2009	Felegy et al.	D13/168
D592,611 S *	5/2009	Altonen et al.	D13/171
D596,143 S *	7/2009	Felegy et al.	D13/171

D604,702 S *	11/2009	Felegy et al.	D13/168
D606,030 S *	12/2009	Felegy et al.	D13/171
D606,500 S *	12/2009	Snyder et al.	D13/174
D611,431 S	3/2010	Snyder et al.	
D631,854 S	2/2011	Blair et al.	
D631,856 S *	2/2011	Altonen et al.	D13/174
D646,232 S	10/2011	Felegy, Jr. et al.	
D661,664 S *	6/2012	Felegy et al.	D13/168
D703,623 S *	4/2014	Altonen et al.	D13/164
D704,152 S	5/2014	Altonen et al.	
D704,153 S *	5/2014	Altonen et al.	D13/168
D711,838 S *	8/2014	Spira	D13/164
D713,360 S *	9/2014	Spira	D13/168

(Continued)

OTHER PUBLICATIONS

U.S. Appl. No. 29/484,421, filed Mar. 10, 2014, Altonen et al.
U.S. Appl. No. 29/488,253, filed Apr. 17, 2014, Altonen et al.
U.S. Appl. No. 29/488,247, filed Apr. 17, 2014, Altonen et al.
U.S. Appl. No. 29/488,242, filed Apr. 17, 2014, Altonen et al.

(Continued)

Primary Examiner — Selina Sikder

(74) *Attorney, Agent, or Firm* — Mark E. Rose; Philip N. Smith

(57) **CLAIM**

The ornamental design for buttons for a load control device, as shown and described.

DESCRIPTION

FIG. 1 is a perspective view of buttons for a load control device according to my new design.

FIG. 2 is a front view thereof.

FIG. 3 is a left side view thereof.

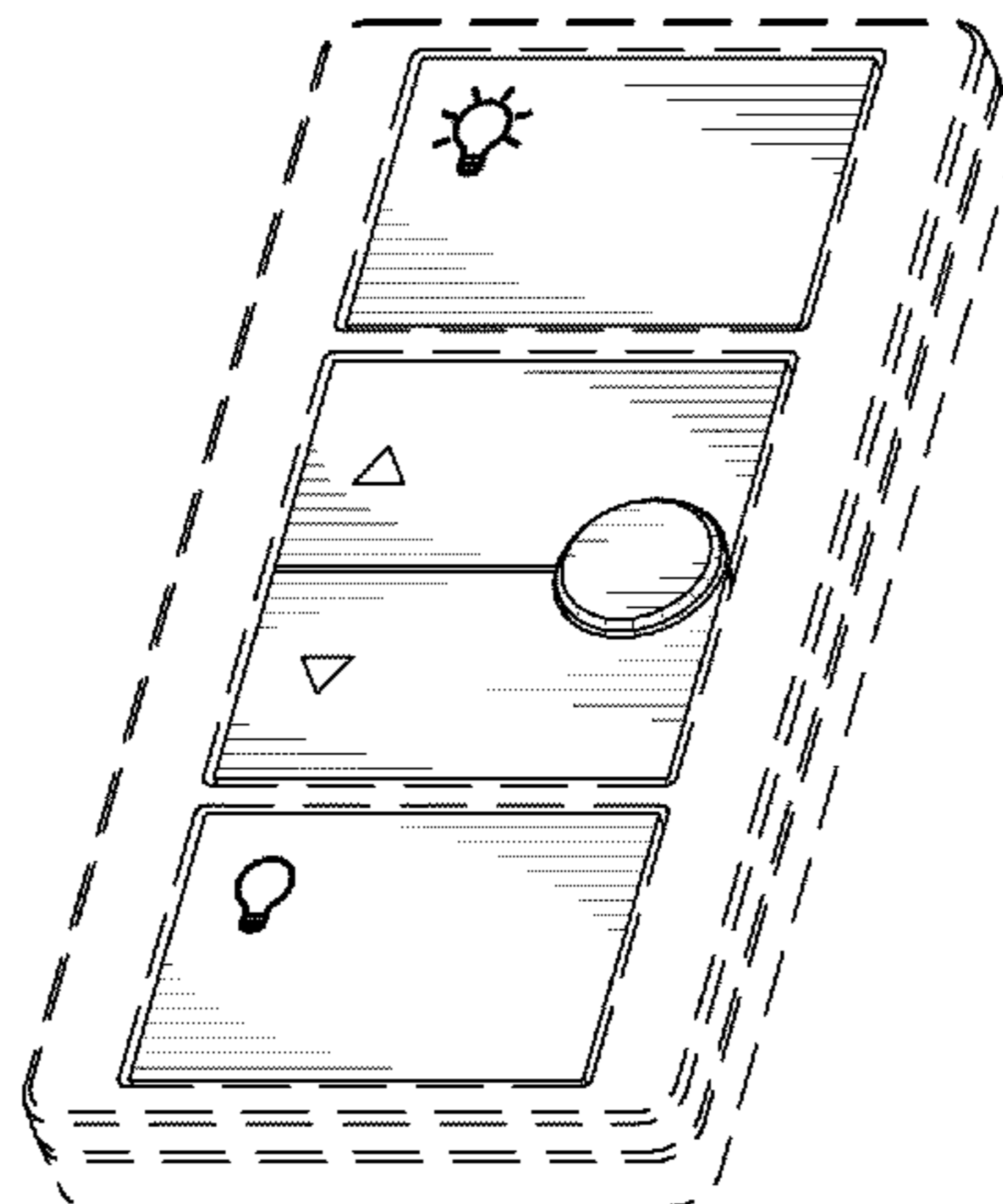
FIG. 4 is a right side view thereof.

FIG. 5 is a top view thereof; and,

FIG. 6 is a bottom view thereof.

The rear views form no part of the design and are omitted. The portions of the drawings appearing in broken line are for environment only and do not form a part of the claimed design.

1 Claim, 4 Drawing Sheets



(56)

References Cited

U.S. PATENT DOCUMENTS

D713,361	S	9/2014	Spira	
D722,982	S *	2/2015	Lind et al.	D13/164
2008/0111491	A1 *	5/2008	Spira	315/158
2009/0251352	A1 *	10/2009	Altonen et al.	341/176

OTHER PUBLICATIONS

U.S. Appl. No. 29/488,250, filed Apr. 17, 2014, Altonen et al.
U.S. Appl. No. 29/488,263, filed Apr. 17, 2014, Joel S. Spira.
U.S. Appl. No. 29/488,264, filed Apr. 17, 2014, Joel S. Spira.
U.S. Appl. No. 29/488,260, filed Apr. 17, 2014, Joel S. Spira.

* cited by examiner

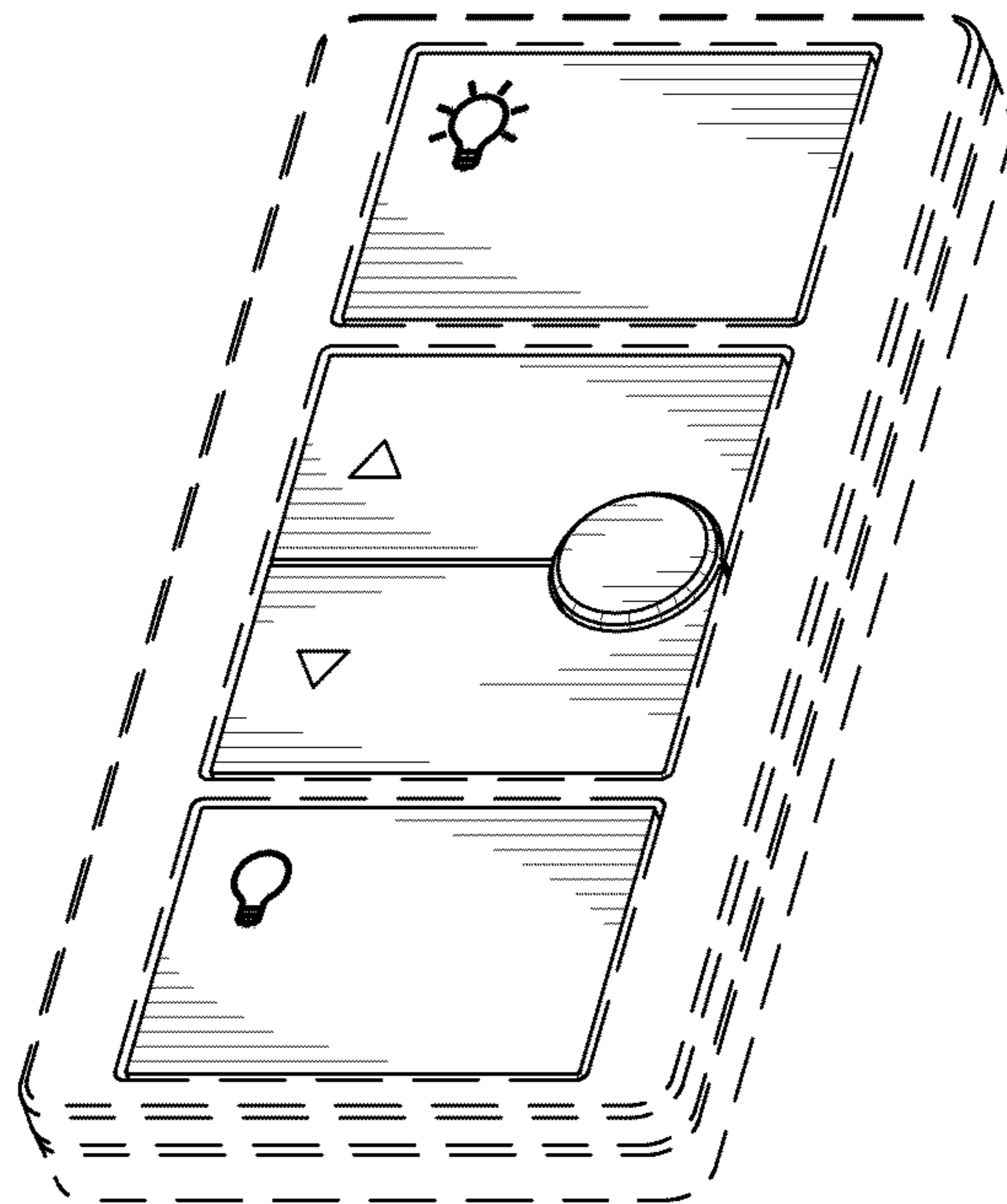


Fig. 1

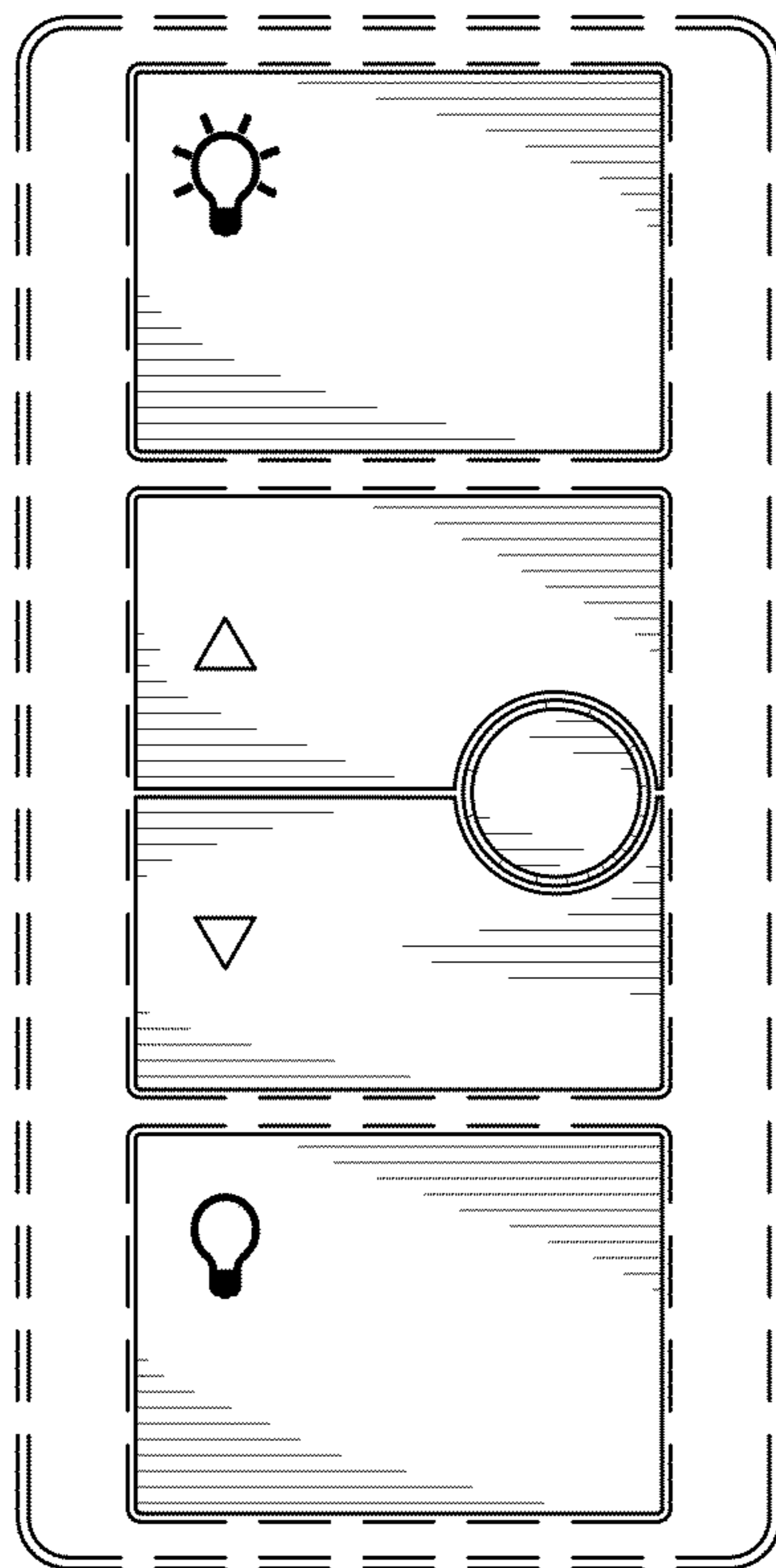


Fig. 2



Fig. 3

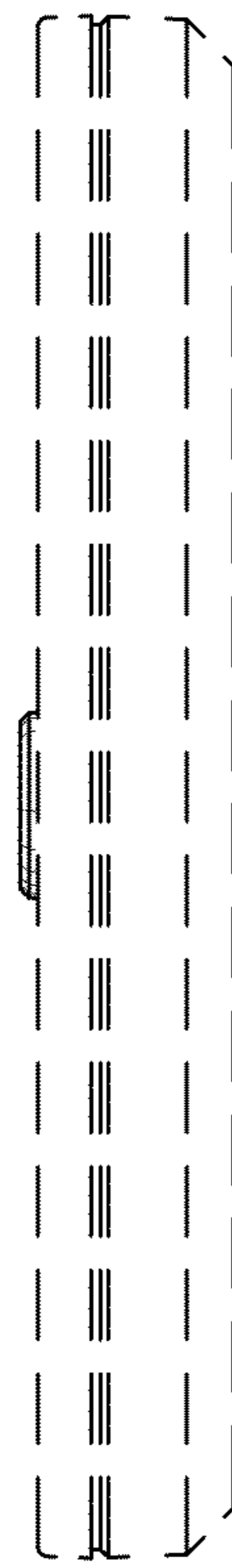


Fig. 4

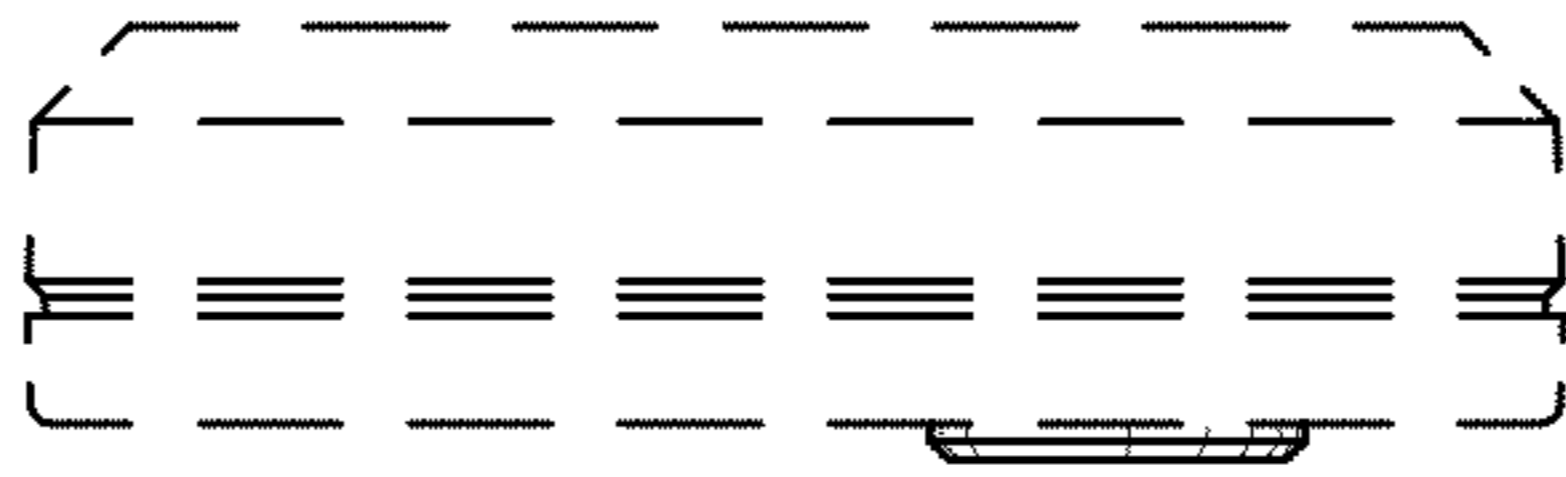


Fig. 5

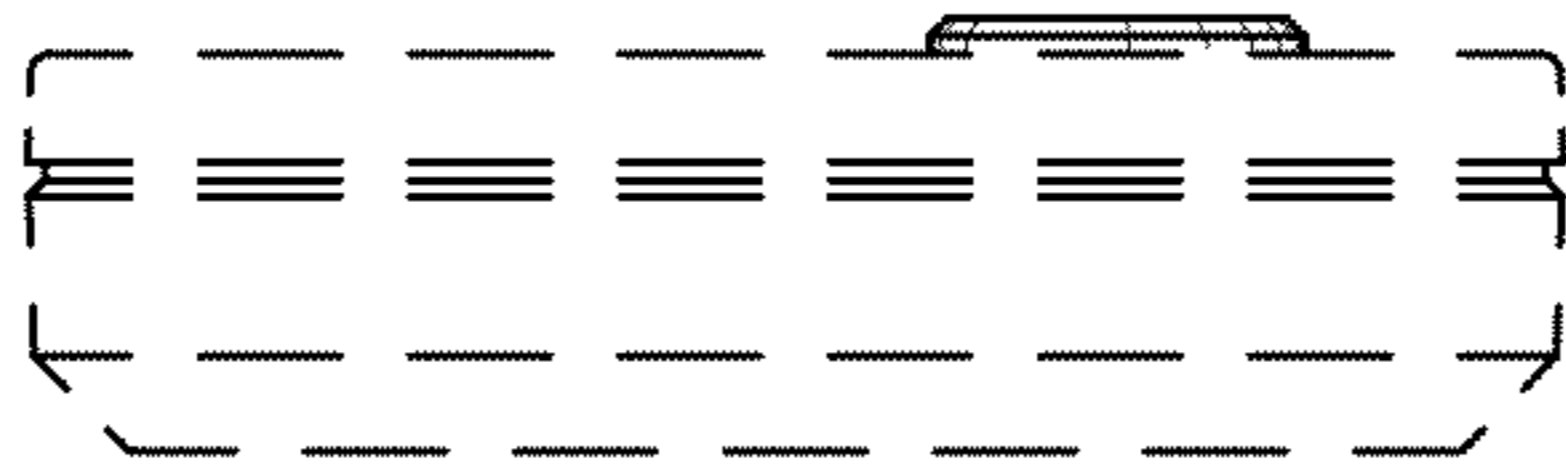


Fig. 6