



US00D739829S

(12) **United States Design Patent**
Dimmler et al.

(10) **Patent No.:** **US D739,829 S**

(45) **Date of Patent:** **** Sep. 29, 2015**

(54) **OPERATING UNIT WITH DISPLAY**

(56) **References Cited**

(71) Applicant: **ENGEL AUSTRIA GmbH**,
Schwertberg (AT)

U.S. PATENT DOCUMENTS

(72) Inventors: **Gerhard Dimmler**, Steinhaus (AT);
Hannes Fritz, Windhaag bei Perg (AT);
Friedrich Mairhofer, Naarn im
Machland (AT); **Josef Huber**, Au/Donau
(AT); **Johann Voggeneder**, Mauthausen
(AT)

D287,005	S	*	12/1986	Newton	D13/162
D406,830	S	*	3/1999	Herbstritt et al.	D13/162
6,015,515	A	*	1/2000	Fujita	264/40.1
D432,995	S	*	10/2000	Hubler et al.	D13/162
6,618,041	B2	*	9/2003	Nishizawa	345/173
6,925,354	B2	*	8/2005	Morwald et al.	700/200
D546,770	S	*	7/2007	Herbstritt	D13/162
D563,908	S	*	3/2008	Kohler et al.	D13/171
7,346,425	B2	*	3/2008	Nishizawa et al.	700/200
D578,272	S	*	10/2008	Kato et al.	D34/35
D579,797	S	*	11/2008	Schmid et al.	D10/49
D635,101	S	*	3/2011	Farrow	D13/162

(73) Assignee: **ENGEL AUSTRIA GMBH**,
Schwertberg (AT)

* cited by examiner

(**) Term: **14 Years**

Primary Examiner — Selina Sikder

(21) Appl. No.: **29/480,859**

(74) *Attorney, Agent, or Firm* — Wenderoth, Lind & Ponack,
L.L.P.

(22) Filed: **Jan. 30, 2014**

(57) **CLAIM**

(30) **Foreign Application Priority Data**

The ornamental design for a operating unit with display, as
shown and described.

Aug. 26, 2013 (EM) 2297085/0002

DESCRIPTION

(51) **LOC (10) Cl.** **13-03**

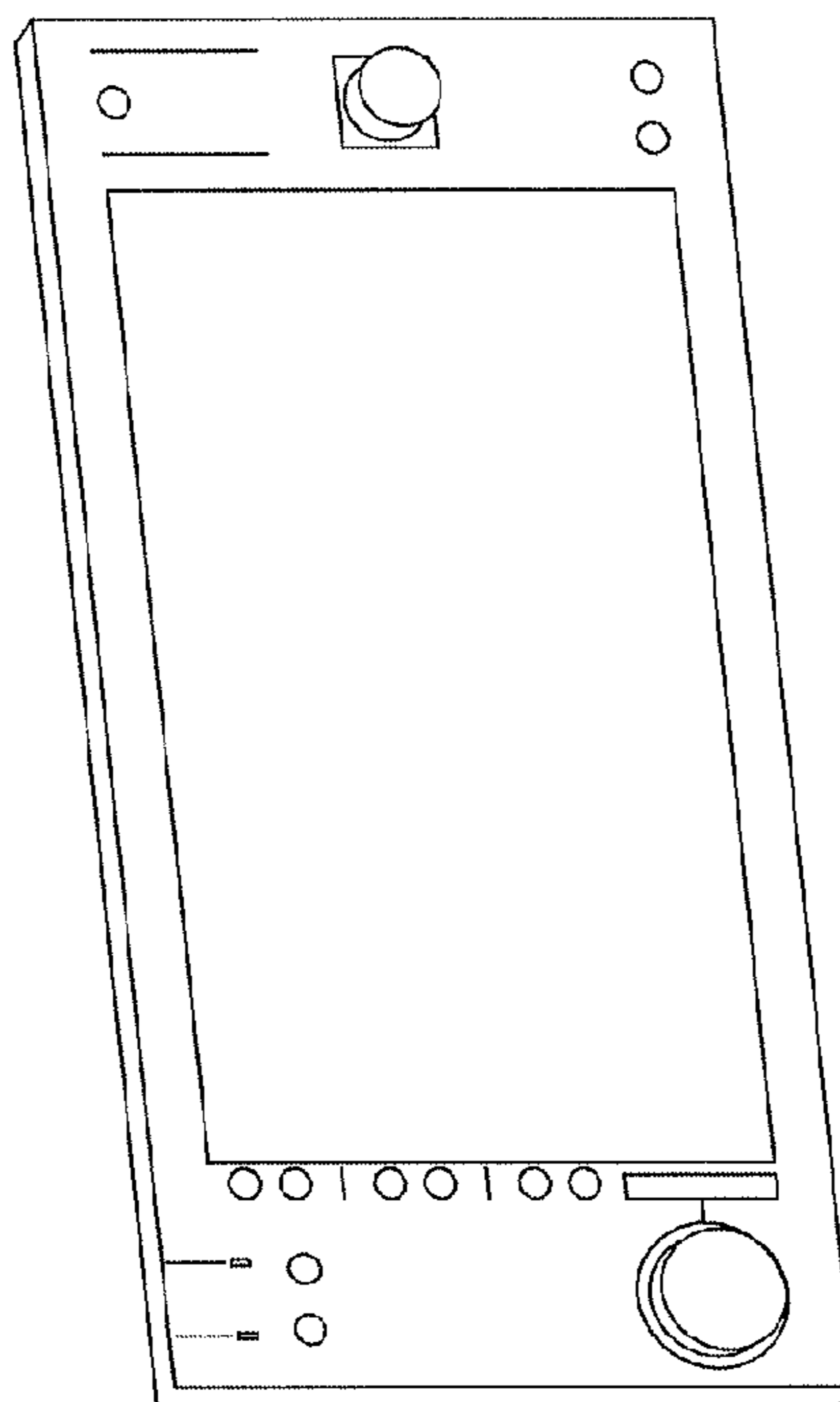
(52) **U.S. Cl.**
USPC **D13/162**

(58) **Field of Classification Search**
USPC D13/158, 162, 164, 177; D10/49, 103;
D14/388; D15/138; 700/200
CPC B29C 45/74; B29C 45/76; B29C 45/77;
G06F 3/04847; G05B 19/409

FIG. 1 is a perspective view of the operating unit with display;
FIG. 2 is a front view thereof;
FIG. 3 is a left view thereof;
FIG. 4 is a right view thereof;
FIG. 5 is a bottom view thereof;
FIG. 6 is a top view thereof; and,
FIG. 7 is a rear view thereof.

See application file for complete search history.

1 Claim, 7 Drawing Sheets



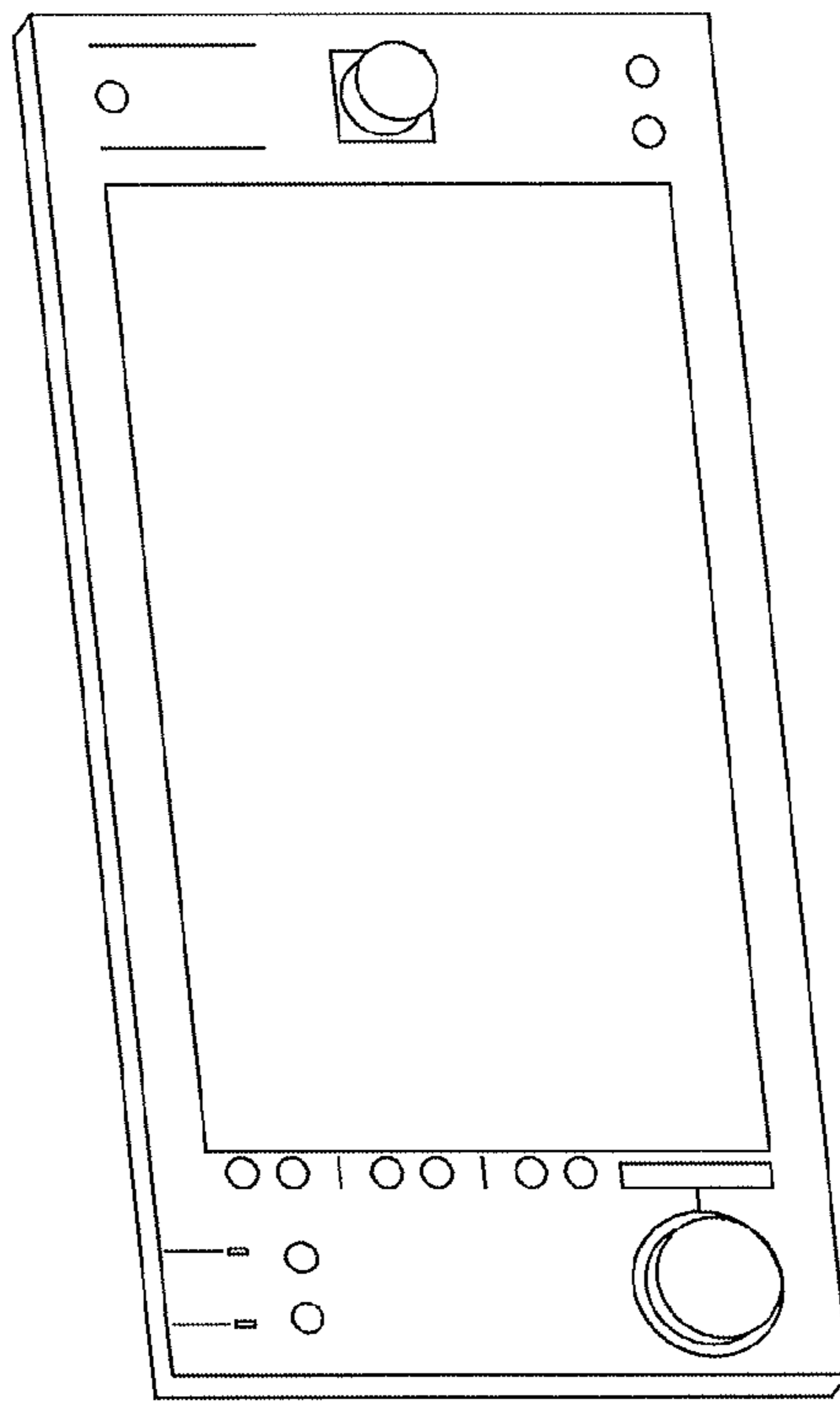


Fig. 1




Fig. 2



Fig. 3




Fig. 4

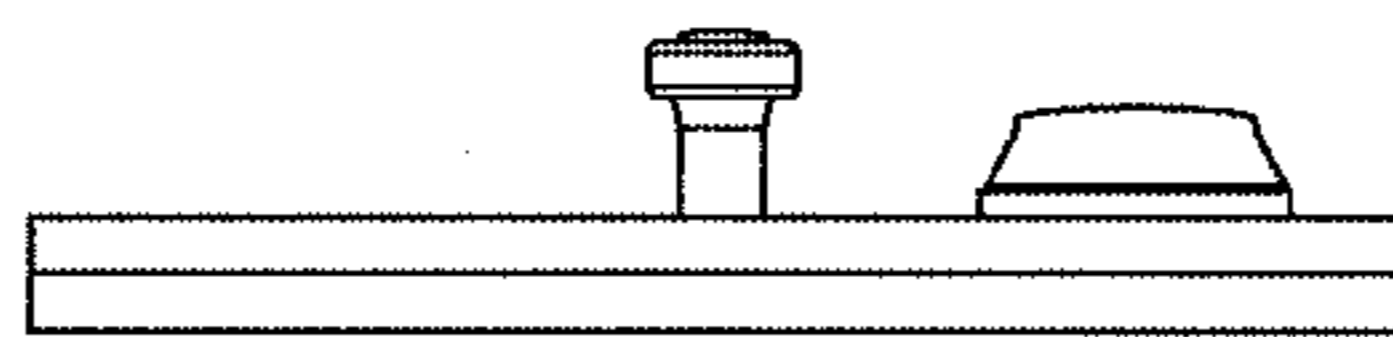


Fig. 5

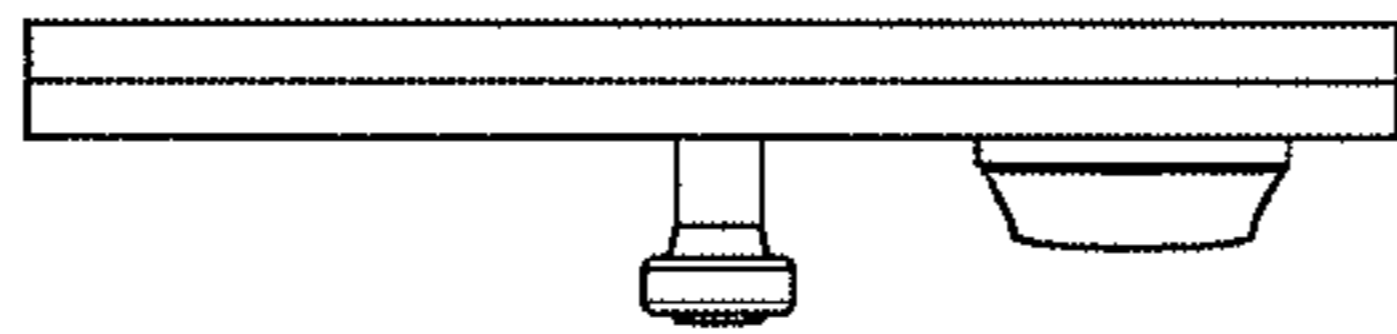


Fig. 6




Fig. 7