



US00D739816S

(12) **United States Design Patent**
Lamb

(10) **Patent No.:** **US D739,816 S**

(45) **Date of Patent:** **** Sep. 29, 2015**

(54) **TIRE**

(71) Applicant: **CONTINENTAL REIFEN
DEUTSCHLAND GMBH**, Hannover
(DE)

(72) Inventor: **Matthew Lamb**, Waxhaw, NC (US)

(73) Assignee: **Continental Reifen Deutschland
GmbH**, Hannover (DE)

(**) Term: **14 Years**

(21) Appl. No.: **29/477,318**

(22) Filed: **Dec. 20, 2013**

(51) **LOC (10) Cl.** **12-15**

(52) **U.S. Cl.**
USPC **D12/601; D12/589**

(58) **Field of Classification Search**
USPC **D12/568-603; 152/209.1-209.28**
CPC .. **B60C 11/033; B60C 11/13; B60C 11/1315;
B60C 13/02**

See application file for complete search history.

(56) **References Cited**

U.S. PATENT DOCUMENTS

D616,811 S *	6/2010	Yonetsu	D12/601
D648,265 S *	11/2011	Kim et al.	D12/589
D667,780 S *	9/2012	Kaba	D12/588
D693,290 S *	11/2013	Yonetsu	D12/586
D710,295 S *	8/2014	Bortolet et al.	D12/601
D712,343 S *	9/2014	Wakishima	D12/588

* cited by examiner

Primary Examiner — George D Kirschbaum

Assistant Examiner — Jennifer Watkins

(74) *Attorney, Agent, or Firm* — Laurence A. Greenberg;
Werner H. Stemer; Ralph E. Locher


(57) **CLAIM**

The ornamental design for a tire, as shown and described.

DESCRIPTION

FIG. 1 is a front view of a tire, showing my new design;
FIG. 2 is a perspective view thereof;
FIG. 3 is an enlarged partial front view thereof;
FIG. 4 is a left side view thereof; and,
FIG. 5 is a right side view thereof.

1 Claim, 5 Drawing Sheets






FIG. 1



FIG. 2



FIG. 3




FIG. 4




FIG. 5