



US00D739785S

(12) **United States Design Patent**  
**Fildan et al.**

(10) **Patent No.:** **US D739,785 S**  
(45) **Date of Patent:** **\*\* Sep. 29, 2015**

(54) **BRASSIERE SHOULDER-STRAP CLOSURE**

(56) **References Cited**

(71) Applicant: **Fildan Accessories (HK) Ltd.**, Kwun  
Tong Kowloon (HK)

U.S. PATENT DOCUMENTS

(72) Inventors: **Gerhard Fildan**, Vienna (AT); **Karl  
Wanzenboeck**, Teesdorf (AT)

D325,546 S \* 4/1992 Collier ..... D11/213  
5,224,247 A \* 7/1993 Collier ..... 24/587.12  
D481,330 S \* 10/2003 Fildan et al. .... D11/218  
8,726,850 B2 \* 5/2014 Rosenquist et al. .... 119/865

(73) Assignee: **DUBROSKY & TRACY PATENT  
SERVICE CORP.**, Hong Kong (HK)

\* cited by examiner

(\*\*) Term: **14 Years**

*Primary Examiner* — Ralf Seifert

(21) Appl. No.: **29/521,333**

(74) *Attorney, Agent, or Firm* — Andrew Wilford

(22) Filed: **Mar. 23, 2015**

(57) **CLAIM**

The ornamental design for a brassiere shoulder-strap closure,  
as shown and described.

**Related U.S. Application Data**

(62) Division of application No. 29/464,326, filed on Aug.  
15, 2013, now Pat. No. Des. 732,423.

**DESCRIPTION**

(51) **LOC (10) Cl.** ..... **02-07**

(52) **U.S. Cl.**  
USPC ..... **D11/218**

(58) **Field of Classification Search**  
USPC ..... D11/1-2, 200-201, 206-210, 214-218;  
24/163 R, 169-171, 173, 177-179, 191,  
24/194-195, 197, 200, 614-616, 625, 198,  
24/630; D8/349, 395

CPC ..... A44B 11/26; A44B 11/25

See application file for complete search history.

FIG. 1 is front perspective view from above of a half of the  
closure of this invention that is formed by two identical such  
halves;

FIG. 2 is a front elevational view of the closure half;

FIG. 3 is a side elevational view of the closure half, both side  
views being mirror-symmetrical identical;

FIG. 4 is a back elevational view of the closure half;

FIG. 5 is a bottom view of the closure half;

FIG. 6 is a front perspective view of the closure of this  
invention formed by two of the halves of FIGS. 1-5;

FIG. 7 is a front elevational view of the closure;

FIG. 8 is a side elevational view of the closure, both side  
views being mirror-symmetrical identical;

FIG. 9 is a back elevational view of the closure; and,

FIG. 10 is a bottom view of the closure.

**1 Claim, 1 Drawing Sheet**

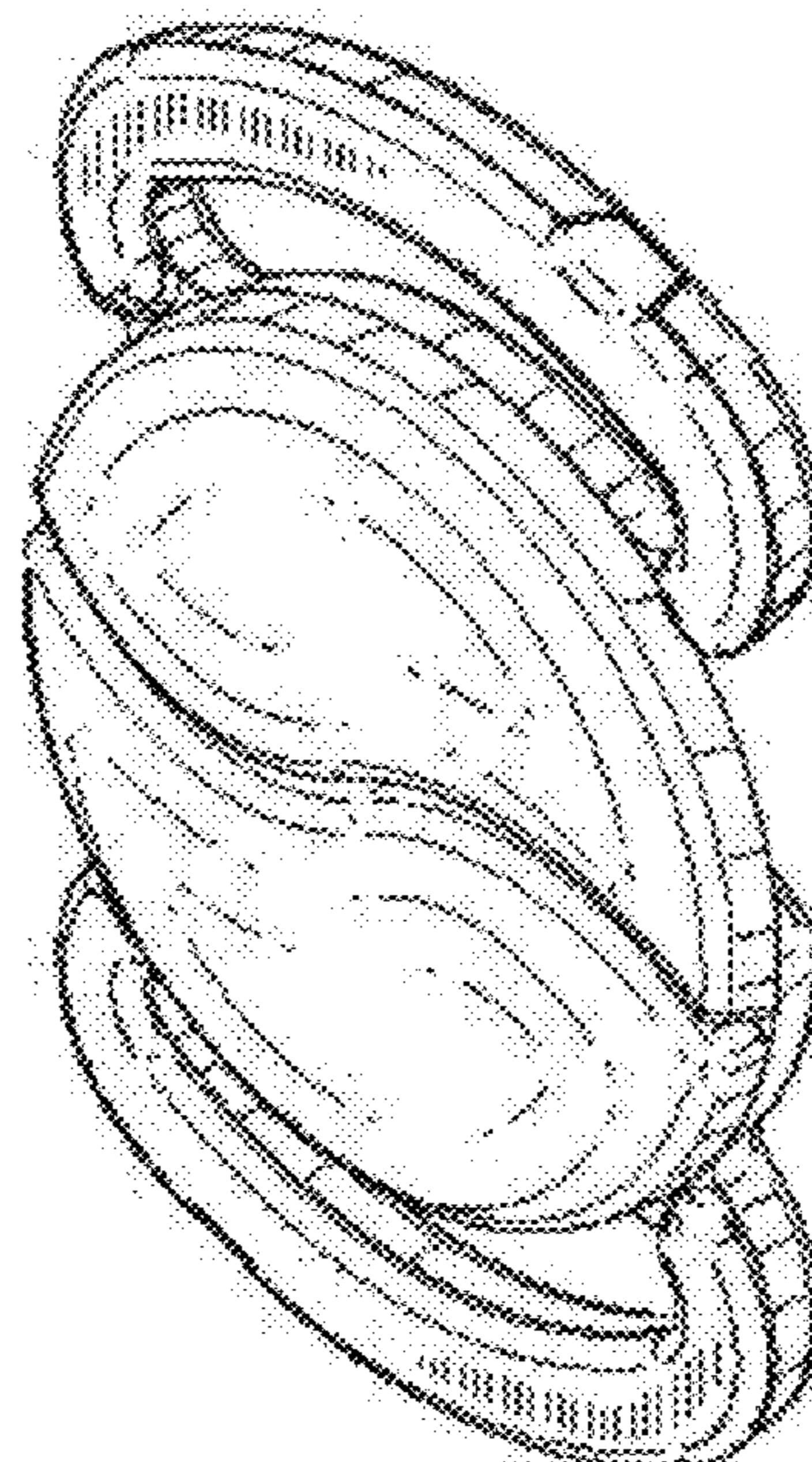




FIG. 1

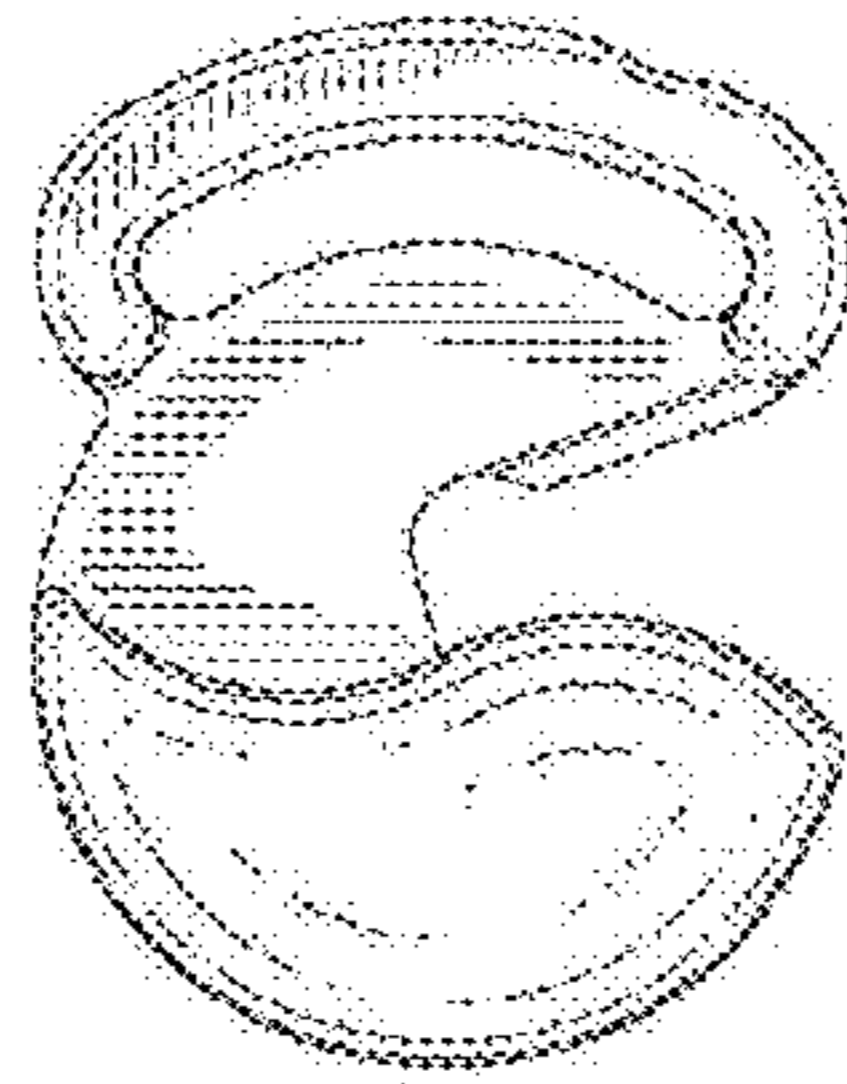


FIG. 2



FIG. 3

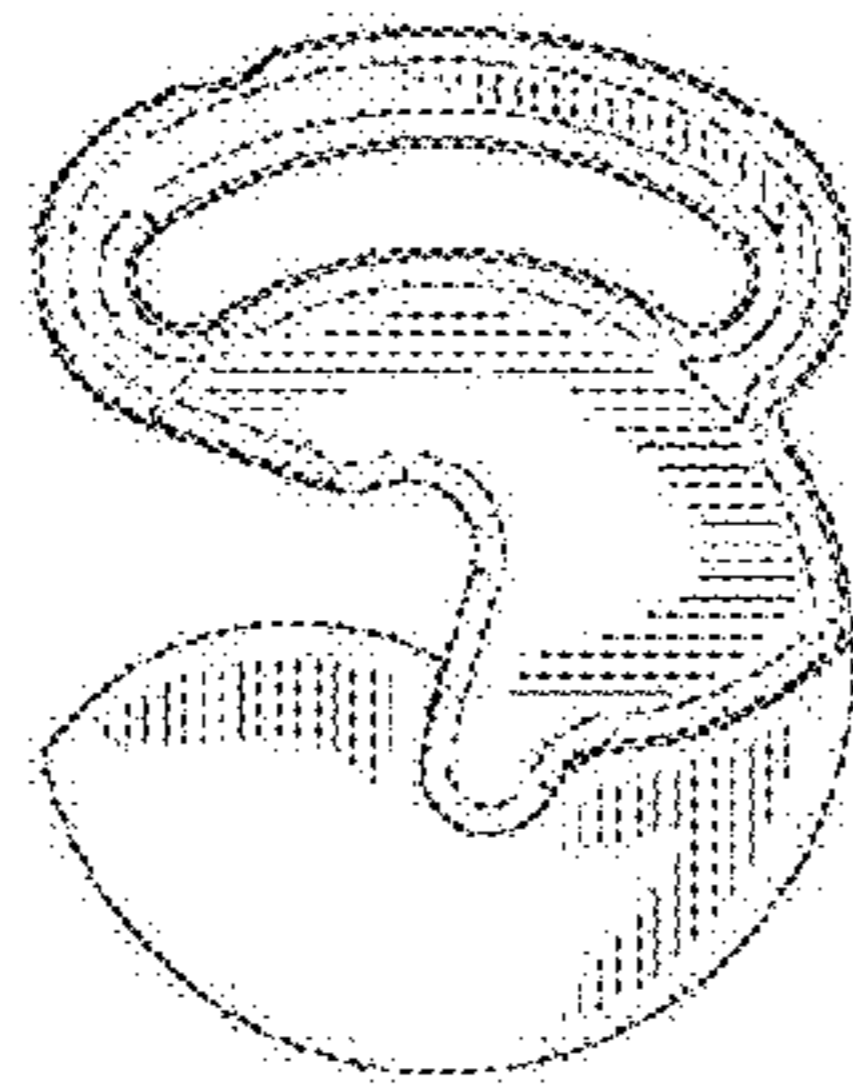


FIG. 4




FIG. 5

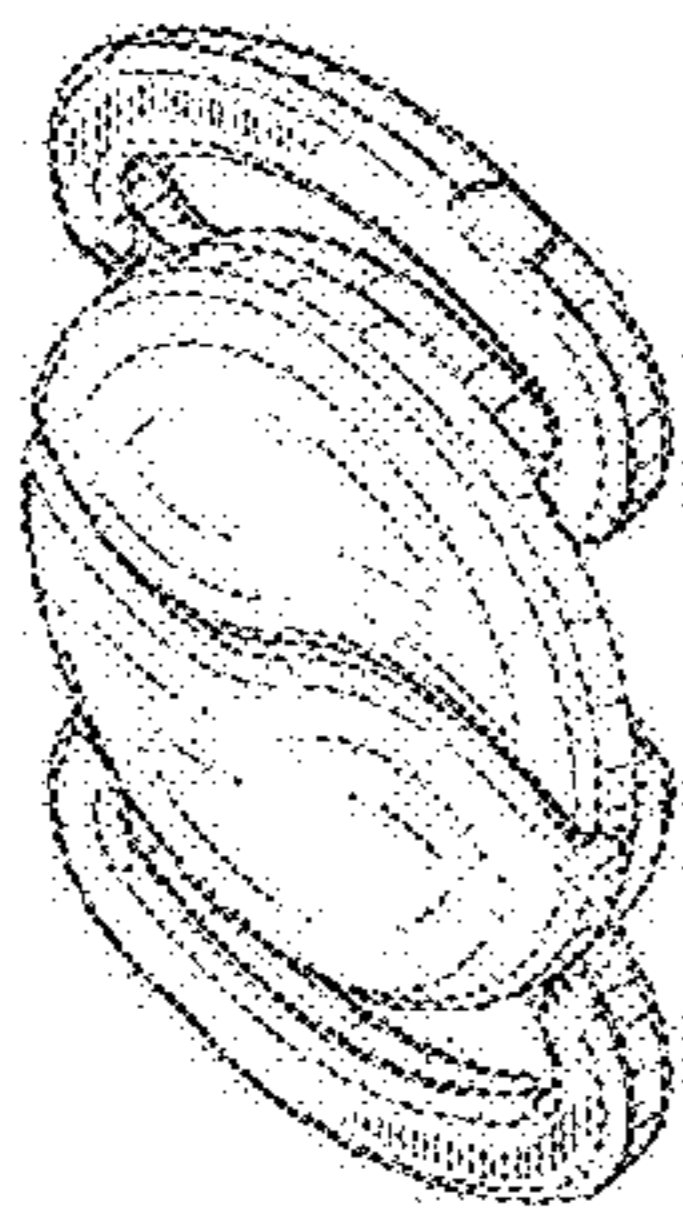


FIG. 6

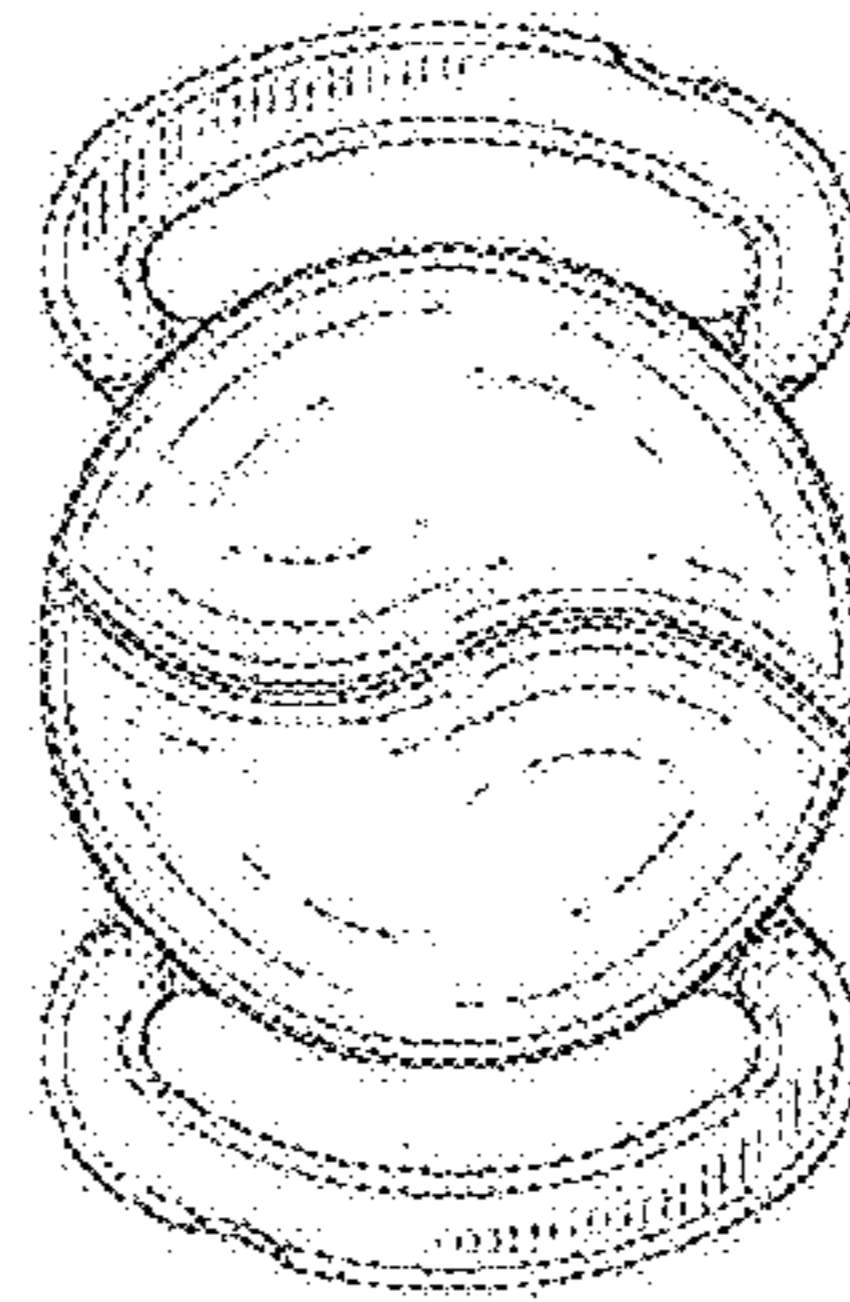


FIG. 7



FIG. 8

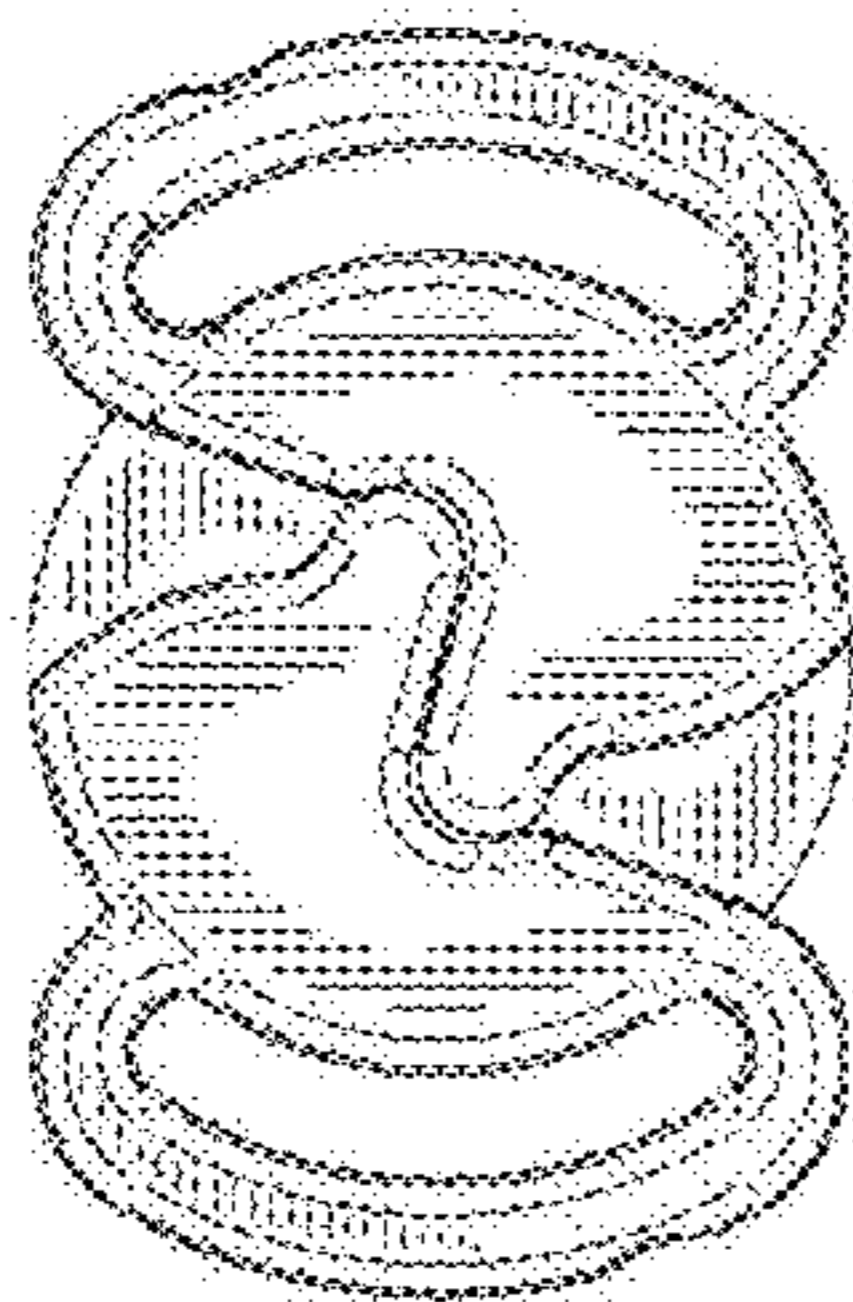


FIG. 9




FIG. 10