



US00D739762S

(12) **United States Design Patent**
Nagata

(10) **Patent No.:** **US D739,762 S**
(45) **Date of Patent:** **** Sep. 29, 2015**

(54) **BOTTLE**

(71) Applicant: **Kaori Nagata**, Tokyo (JP)

(72) Inventor: **Kaori Nagata**, Tokyo (JP)

(73) Assignee: **SHISEIDO CO., LTD.**, Tokyo (JP)

(**) Term: **14 Years**

(21) Appl. No.: **29/494,318**

(22) Filed: **Jun. 19, 2014**

(30) **Foreign Application Priority Data**

Dec. 24, 2013 (JP) D2013-030236

(51) **LOC (10) Cl.** **09-01**

(52) **U.S. Cl.**
USPC **D9/572**

(58) **Field of Classification Search**
USPC D3/202, 203.2, 901; D4/116; D7/313,
D7/401.1, 510, 619.1; D9/430, 502, 504,
D9/519, 520, 522, 523, 526, 529, 530, 558,
D9/559, 560, 563, 564, 569, 571, 572, 574,
D9/682, 686, 687, 689, 719, 774; D6/515,
D6/518, 522, 523, 535, 541, 542;
D23/211.1-211.2, 366; D24/121, 124,
D24/197, 224; D28/4, 7, 20, 66, 76, 82, 83,
D28/85, 88, 89, 91.1; D19/93; 239/57;
215/62.22, 220, 329, 382-385, 396,
215/398; 220/674, 710, 837; 222/182, 209,
222/252
CPC A45D 33/003; A45D 33/22; A45D 34/00;
A45D 40/30; A61J 1/03; A61J 1/05; A47G
19/22; A47G 19/2205; A47G 19/2266;
B65D 1/02; B65D 1/0223; B65D 1/08;
B65D 1/10

See application file for complete search history.

(56) **References Cited**

U.S. PATENT DOCUMENTS

1,617,843	A *	2/1927	Grunberg	215/277
3,460,707	A *	8/1969	Luke	220/212
4,502,603	A *	3/1985	Hsu	215/11.6
D279,511	S *	7/1985	Matsubara et al.	D28/91.1
5,499,747	A *	3/1996	Quenessen	222/167
D436,501	S *	1/2001	Huang	D7/608
D534,812	S *	1/2007	Chadfield	D9/723
D632,017	S *	2/2011	Lee	D28/89
D645,746	S *	9/2011	Yu	D9/503
8,083,427	B2 *	12/2011	Maddy	401/194
D662,827	S *	7/2012	Watabe	D9/529
D696,121	S *	12/2013	Jung	D9/503
D697,805	S *	1/2014	You	D9/503

FOREIGN PATENT DOCUMENTS

JP D1520452 * 3/2015

* cited by examiner

Primary Examiner — Thomas Johannes

Assistant Examiner — Catherine Posthauer

(74) *Attorney, Agent, or Firm* — Manabu Kanesaka

(57) **CLAIM**

The ornamental design for a bottle, as shown and described.

DESCRIPTION

FIG. 1 is a perspective view of a bottle showing my new design;
FIG. 2 is a front view thereof, a rear view being identical to the front view thereof;
FIG. 3 is a plan view thereof;
FIG. 4 is a bottom view thereof; and,
FIG. 5 is a right side view thereof, a left side view being identical to the right side view thereof.

1 Claim, 2 Drawing Sheets

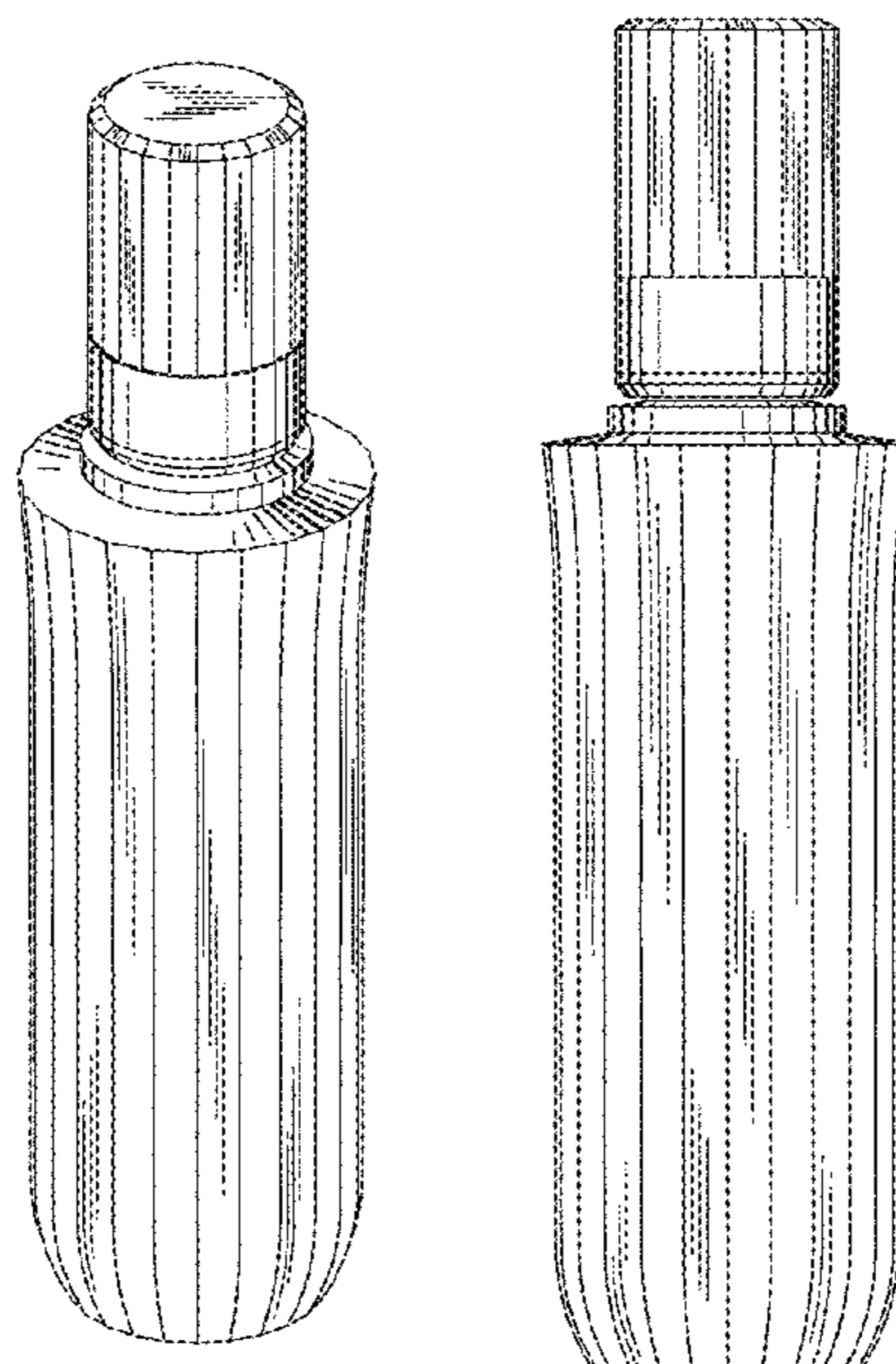


Fig. 1

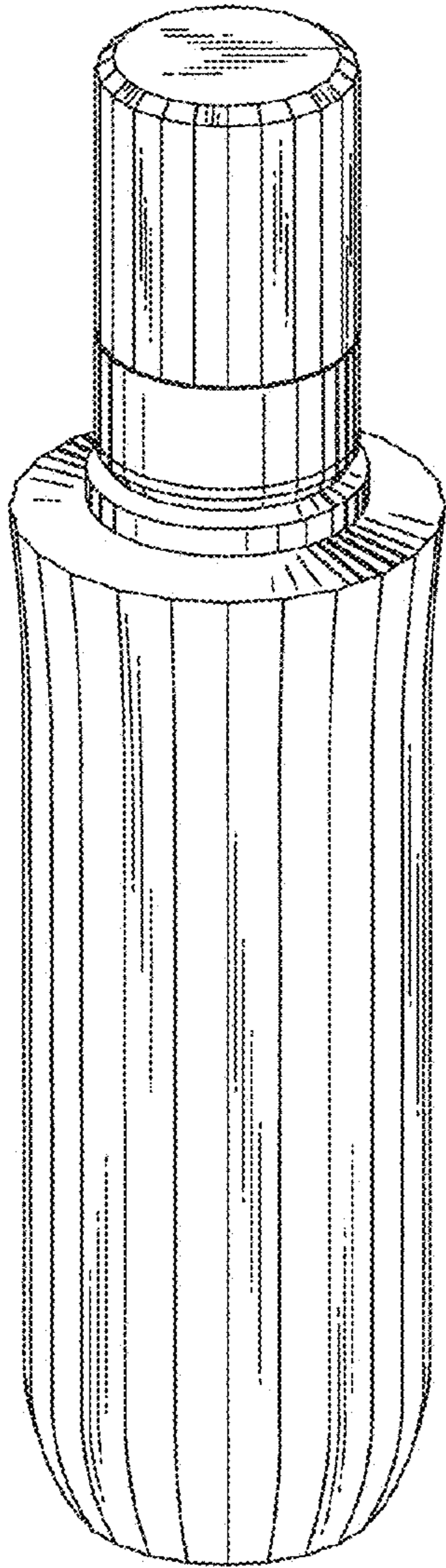


Fig. 2




Fig. 3

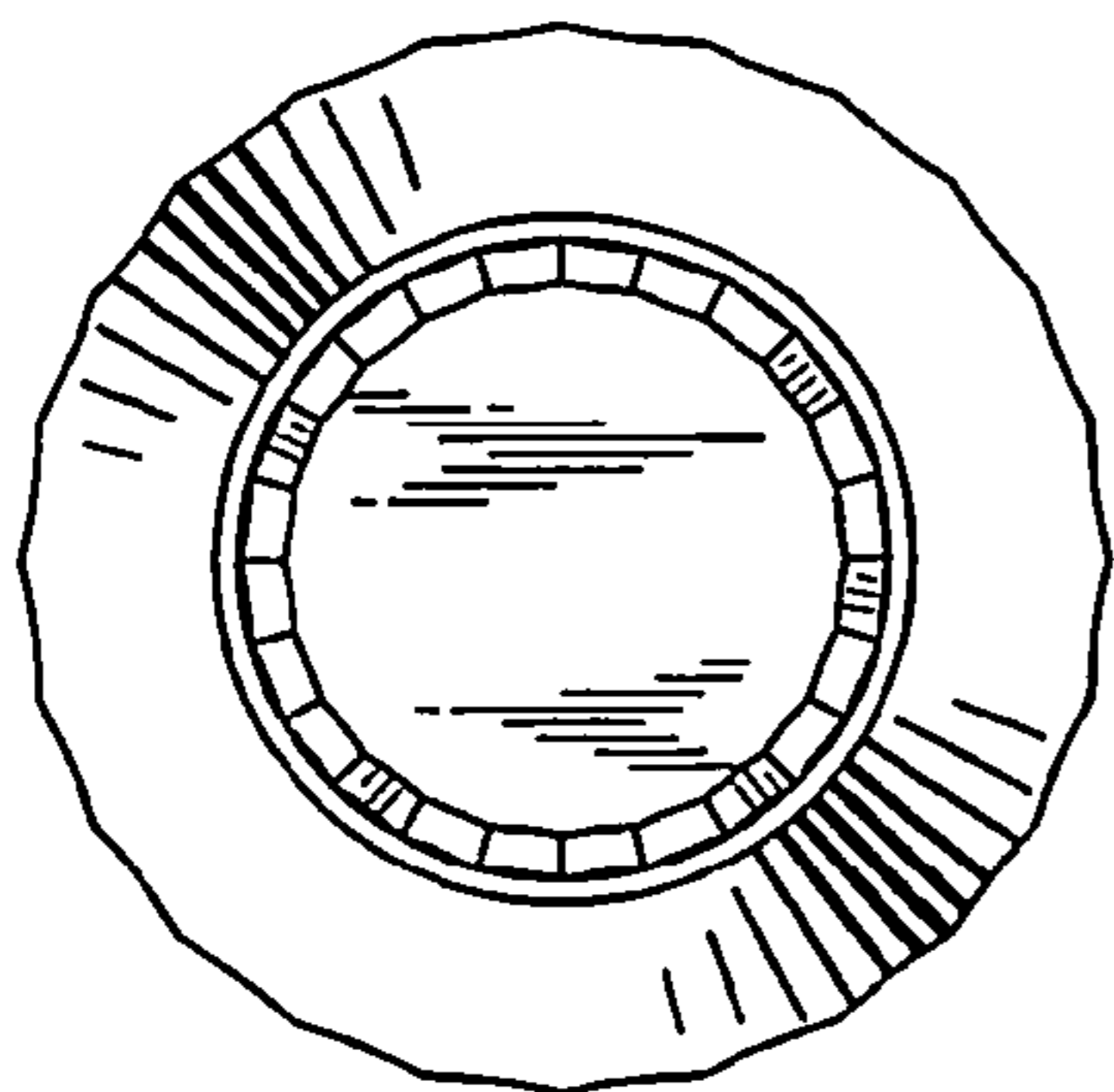


Fig. 4

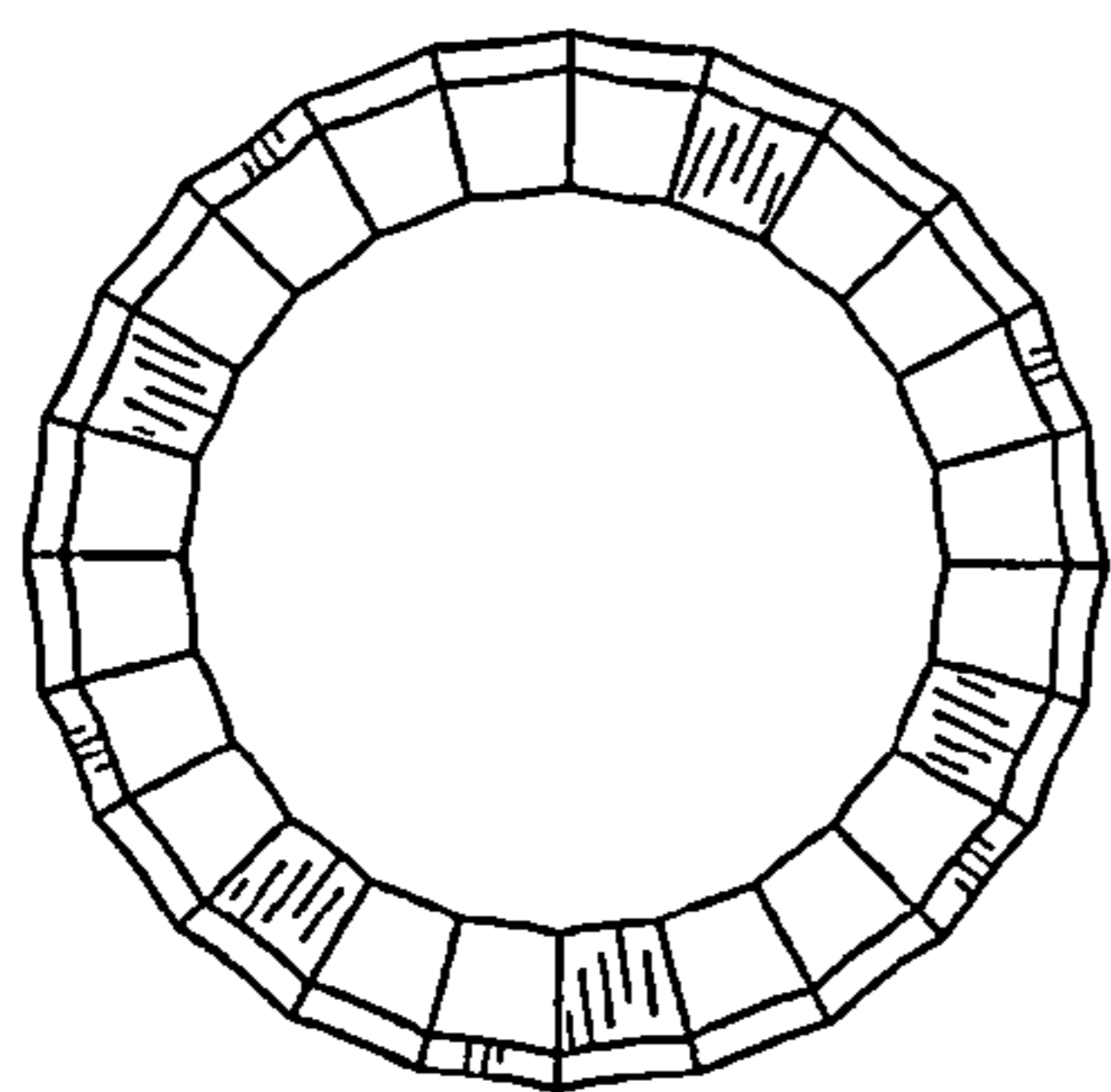


Fig. 5

