



US00D739758S

(12) **United States Design Patent**
Kissinger et al.

(10) **Patent No.:** **US D739,758 S**

(45) **Date of Patent:** **** Sep. 29, 2015**

(54) **CONTAINER BODY PORTION**

(71) Applicants: **Jeffrey Kissinger**, Wadsworth, OH (US);
Sarah Perez, Akron, OH (US)

(72) Inventors: **Jeffrey Kissinger**, Wadsworth, OH (US);
Sarah Perez, Akron, OH (US)

(73) Assignee: **Plastipak Packaging, Inc.**, Plymouth,
MI (US)

(**) Term: **14 Years**

(21) Appl. No.: **29/444,728**

(22) Filed: **Feb. 2, 2013**

(51) **LOC (10) Cl.** **09-01**

(52) **U.S. Cl.**
USPC **D9/552; D9/557**

(58) **Field of Classification Search**
USPC D9/500, 502–503, 516, 530, 537–543,
D9/549–550, 552, 557–559, 571, 575, 715,
D9/719; 215/379, 381–383; 220/660,
220/669–670, 672, 675
CPC B65D 1/00; B65D 1/02; B65D 1/0223;
B65D 23/00; B65D 81/00; B65D 2501/00;
B65D 2501/0009; B65D 2501/0018; B65D
2501/0036

See application file for complete search history.

(56) **References Cited**

U.S. PATENT DOCUMENTS

5,024,341 A * 6/1991 Dekerle 215/11.1
D381,272 S * 7/1997 Coons D9/540
D432,423 S * 10/2000 Rashid D9/502
D453,003 S * 1/2002 Rashid D9/502

D457,435 S * 5/2002 Rashid D9/502
D510,025 S * 9/2005 Venkataraman et al. D9/516
D522,873 S * 6/2006 Forget D9/552
D525,132 S * 7/2006 Todd D9/516
D532,314 S * 11/2006 Todd D9/552
D560,500 S * 1/2008 Venkataraman et al. D9/538
D570,220 S * 6/2008 Venkataraman et al. D9/516
D570,693 S * 6/2008 Venkataraman et al. D9/516
D570,694 S * 6/2008 Venkataraman et al. D9/516
D571,215 S * 6/2008 Venkataraman et al. D9/516
D573,029 S * 7/2008 Venkataraman et al. D9/538
D607,733 S * 1/2010 Lepoitevin D9/538
D612,733 S * 3/2010 Eugui et al. D9/516
D636,679 S * 4/2011 Dumas D9/545
D645,357 S * 9/2011 Dumas D9/550
D699,114 S * 2/2014 Fleischhacker et al. D9/516

* cited by examiner

Primary Examiner — Dana L Meyrow

(74) *Attorney, Agent, or Firm* — Mario A. Tabone; Plastipak
Packaging, Inc.

(57) **CLAIM**

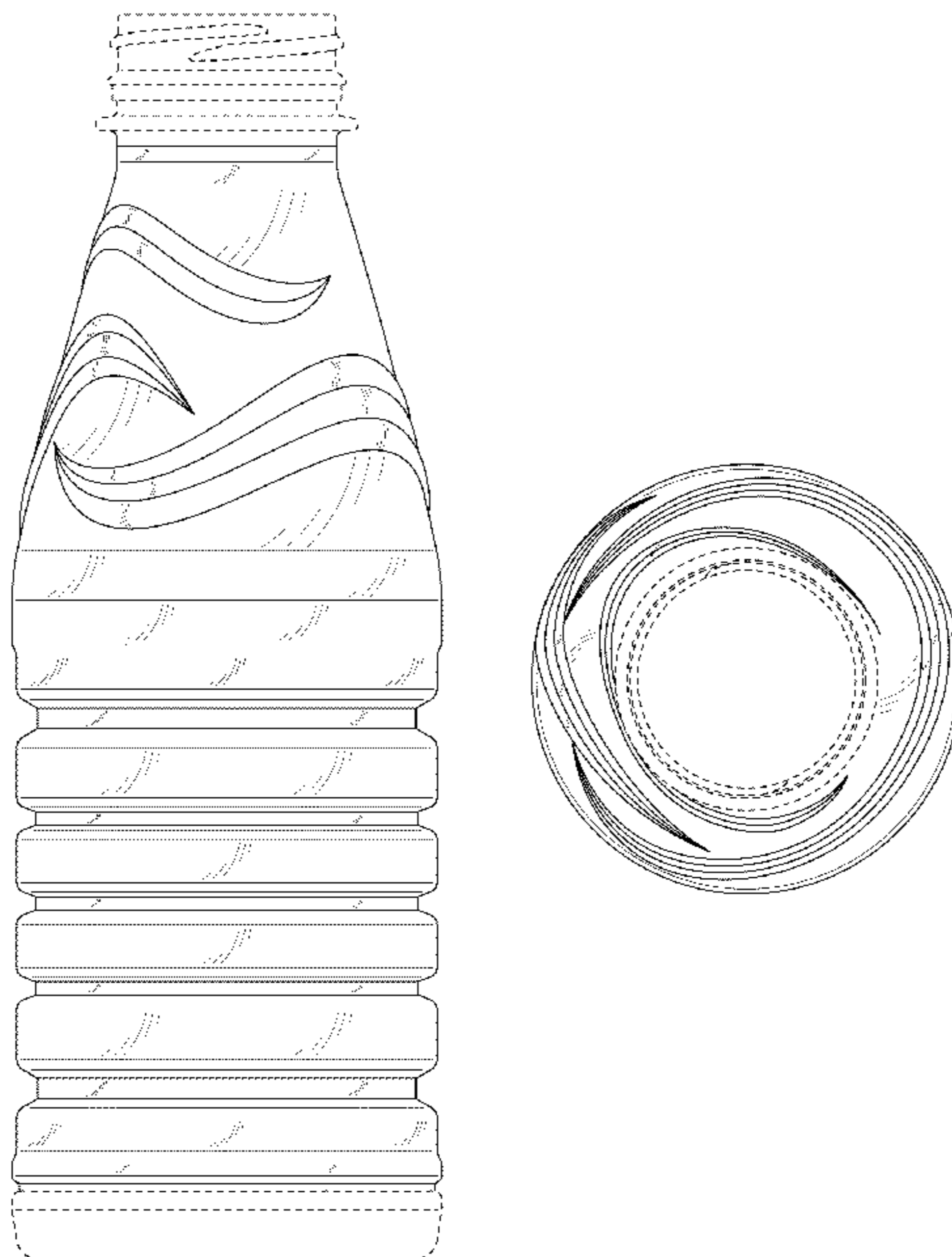
The ornamental design for a container body portion, as shown
and described.

DESCRIPTION

FIG. 1 is a top-front-left perspective view of a first embodi-
ment of the claimed design;
FIG. 2 is a front elevational view thereof;
FIG. 3 is a rear elevational view thereof;
FIG. 4 is a left elevational view thereof;
FIG. 5 is a right elevational view thereof;
FIG. 6 is a top plan view thereof; and,
FIG. 7 is a bottom plan view thereof.

The broken lines in the drawings illustrate the portions of the
container that form no part of the claim.

1 Claim, 6 Drawing Sheets



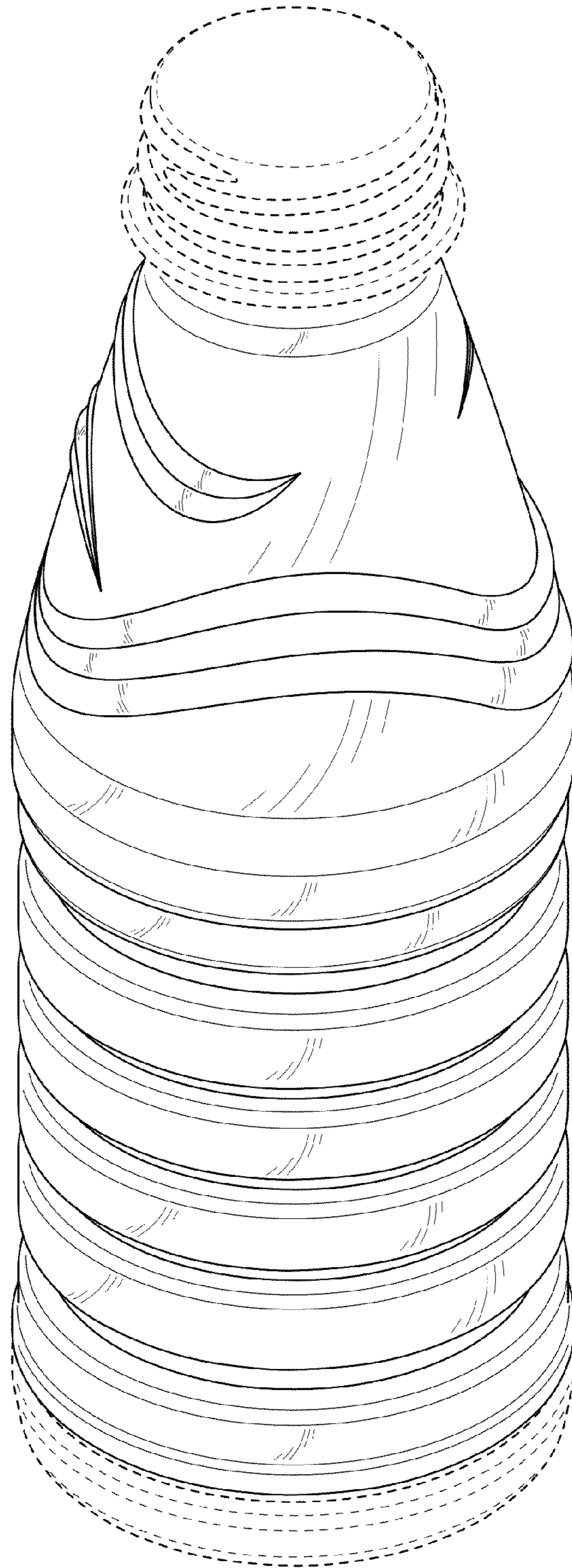


FIG. 1

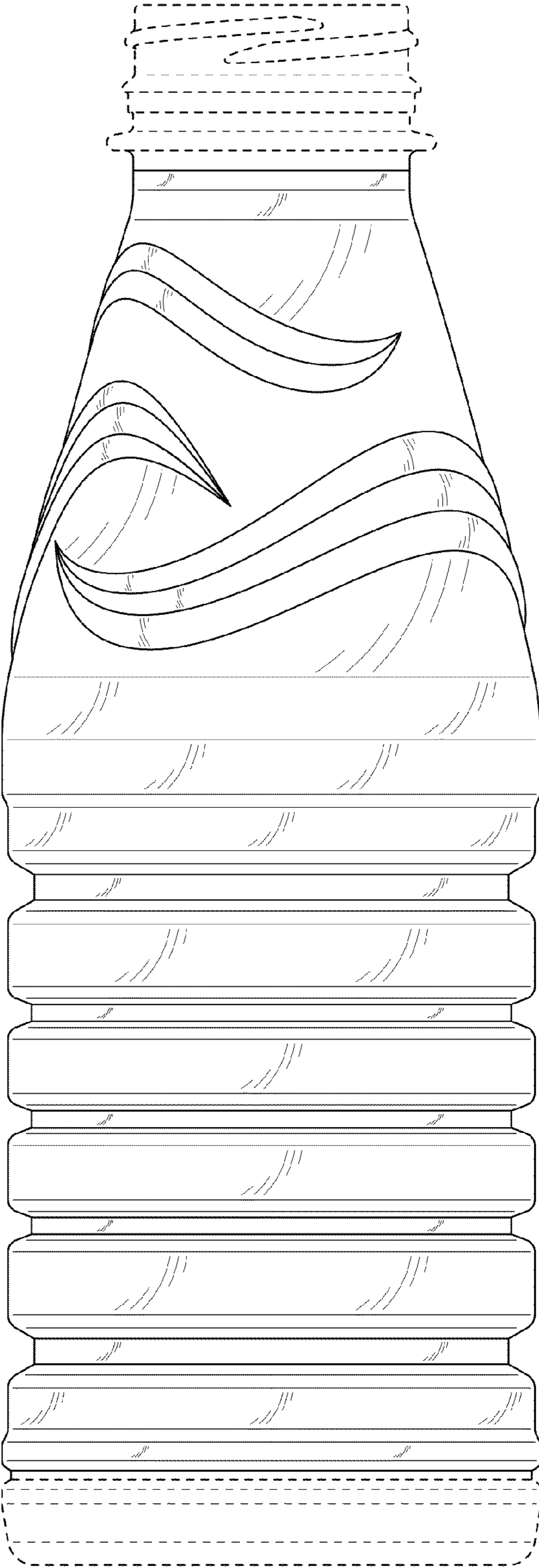


FIG. 2




FIG. 3




FIG. 4




FIG. 5

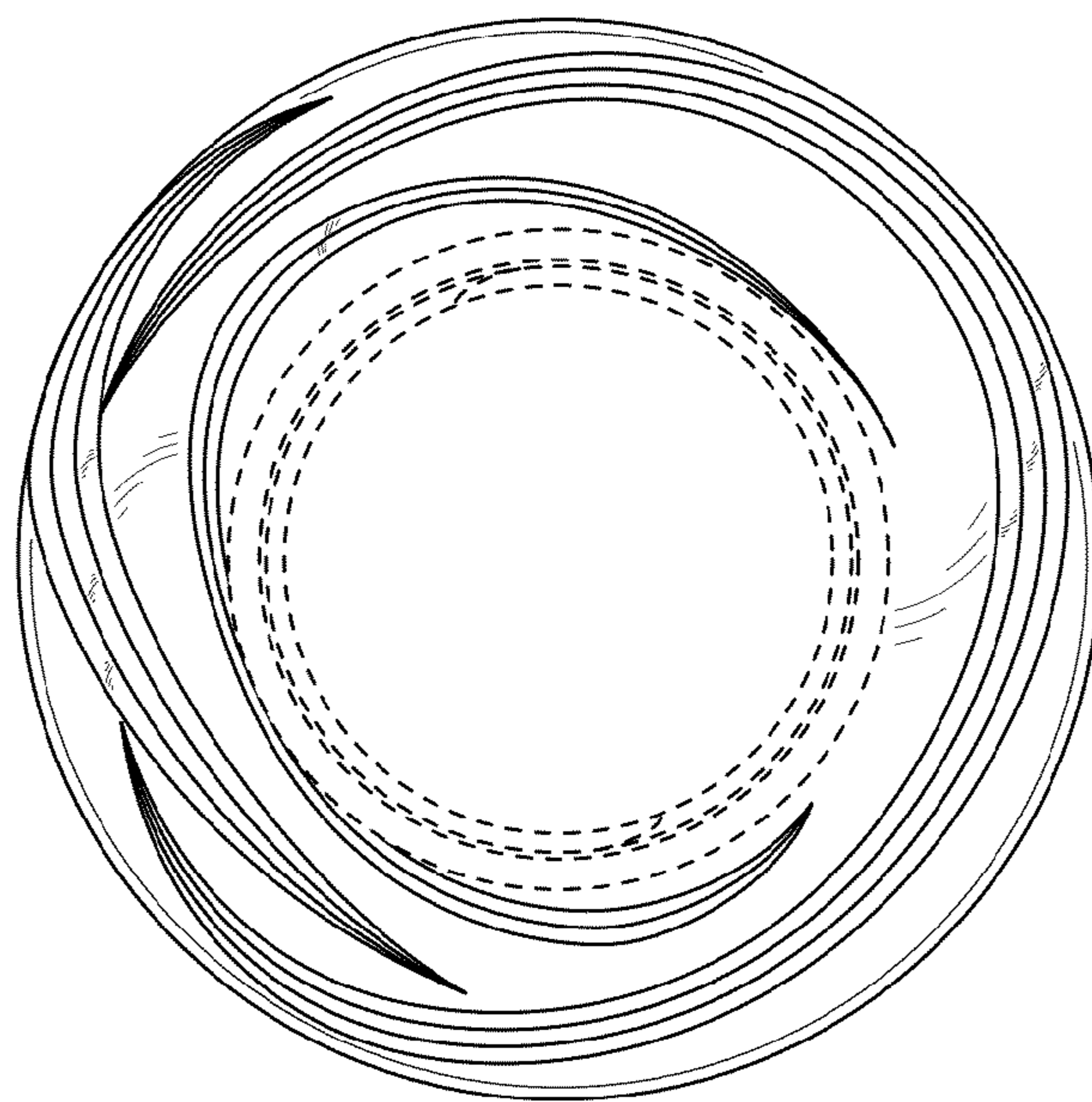


FIG. 6




FIG. 7