



US00D739749S

(12) **United States Design Patent**
Bhattacharyya et al.

(10) **Patent No.:** **US D739,749 S**

(45) **Date of Patent:** **** Sep. 29, 2015**

(54) **BOTTLE**

CPC A61J 1/03; A61J 1/05; B65D 1/02;
B65D 1/0223; B65D 1/08; B65D 1/10;
A47G 19/22; A47G 19/2205

(71) Applicant: **Reckitt Benckiser (Brands) Limited**,
Berkshire (GB)

See application file for complete search history.

(72) Inventors: **Sukanta Bhattacharyya**, Ghaziabad
(IN); **Christopher Leonard Padain**,
Henley on Thames (GB); **Stephanie
Anne Marije Verschoor**, Middlesex
(GB); **Randy Bos**, Eindhoven (NL);
Sander Willem Thijssen, Eindhoven
(NL)

(56) **References Cited**

U.S. PATENT DOCUMENTS

2,711,839	A *	6/1955	Konefes	215/12.1
D331,516	S *	12/1992	Waring	D6/545
D355,852	S *	2/1995	Wicki	D9/522
D392,895	S *	3/1998	Kuzma et al.	D9/558
D448,285	S *	9/2001	Palm et al.	D9/523
D452,159	S *	12/2001	Belser et al.	D9/542
D486,066	S *	2/2004	Hannen et al.	D9/523
D524,658	S *	7/2006	Varlet	D9/544
D555,498	S *	11/2007	Bansal	D9/558
D562,140	S *	2/2008	Crabtree et al.	D9/522

(Continued)

Primary Examiner — Thomas Johannes

Assistant Examiner — Catherine Posthauer

(74) *Attorney, Agent, or Firm* — Troutman Sanders LLP;
Ryan A. Scheider; Troy S. Kleckley

(73) Assignee: **RECKITT BENCKISER (BRANDS)
LIMITED**, Slough, Berkshire (GB)

(**) Term: **14 Years**

(21) Appl. No.: **29/479,439**

(22) Filed: **Jan. 16, 2014**

(30) **Foreign Application Priority Data**

Aug. 5, 2013	(EM)	002286617-0001
Sep. 16, 2013	(EM)	002310243-0001
Dec. 18, 2013	(EM)	001394688-0001
Dec. 18, 2013	(EM)	001394688-0002
Dec. 18, 2013	(EM)	001394688-0003

(57) **CLAIM**

The ornamental design for a bottle, as shown and described.

(51) **LOC (10) Cl.** **09-01**

(52) **U.S. Cl.**
USPC **D9/523**

(58) **Field of Classification Search**
USPC D3/202, 202.3, 901; D6/545; D7/300.1,
D7/509-511, 523, 589, 612; D9/432, 500,
D9/516, 522, 523, 529, 530, 539, 542, 544,
D9/549, 550, 551, 556, 558, 560, 566, 571,
D9/574; D19/93; D23/211.1-211.2;
D24/121, 124, 197, 224; 215/12.1,
215/209, 252; 220/254.3, 254.4, 326, 719;
222/206; 426/115

DESCRIPTION

FIG. 1 is a top perspective view of a bottle of the present invention;

FIG. 2 is a side view of the bottle of FIG. 1;

FIG. 3 is the other side view of the bottle of FIG. 1;

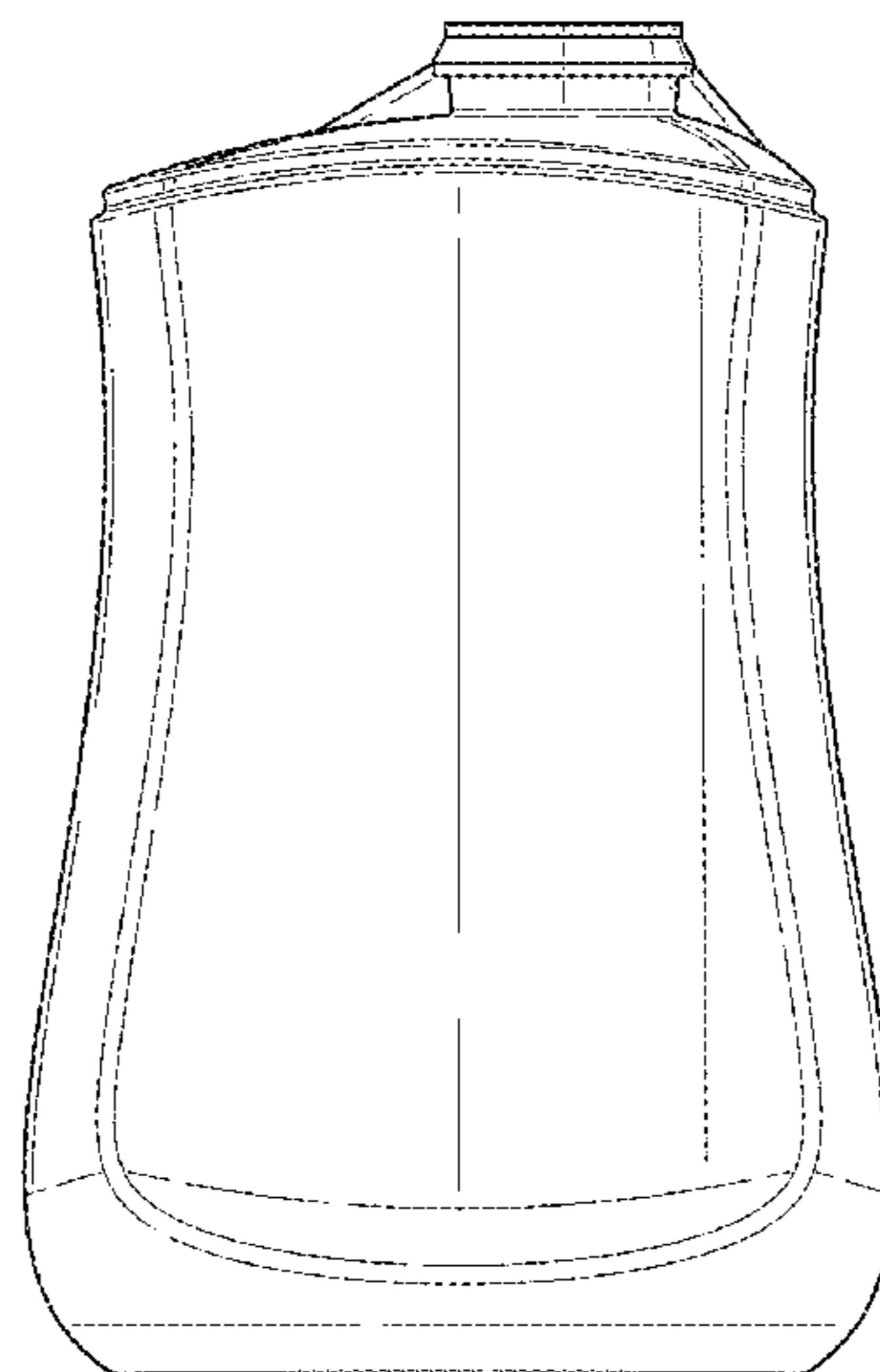
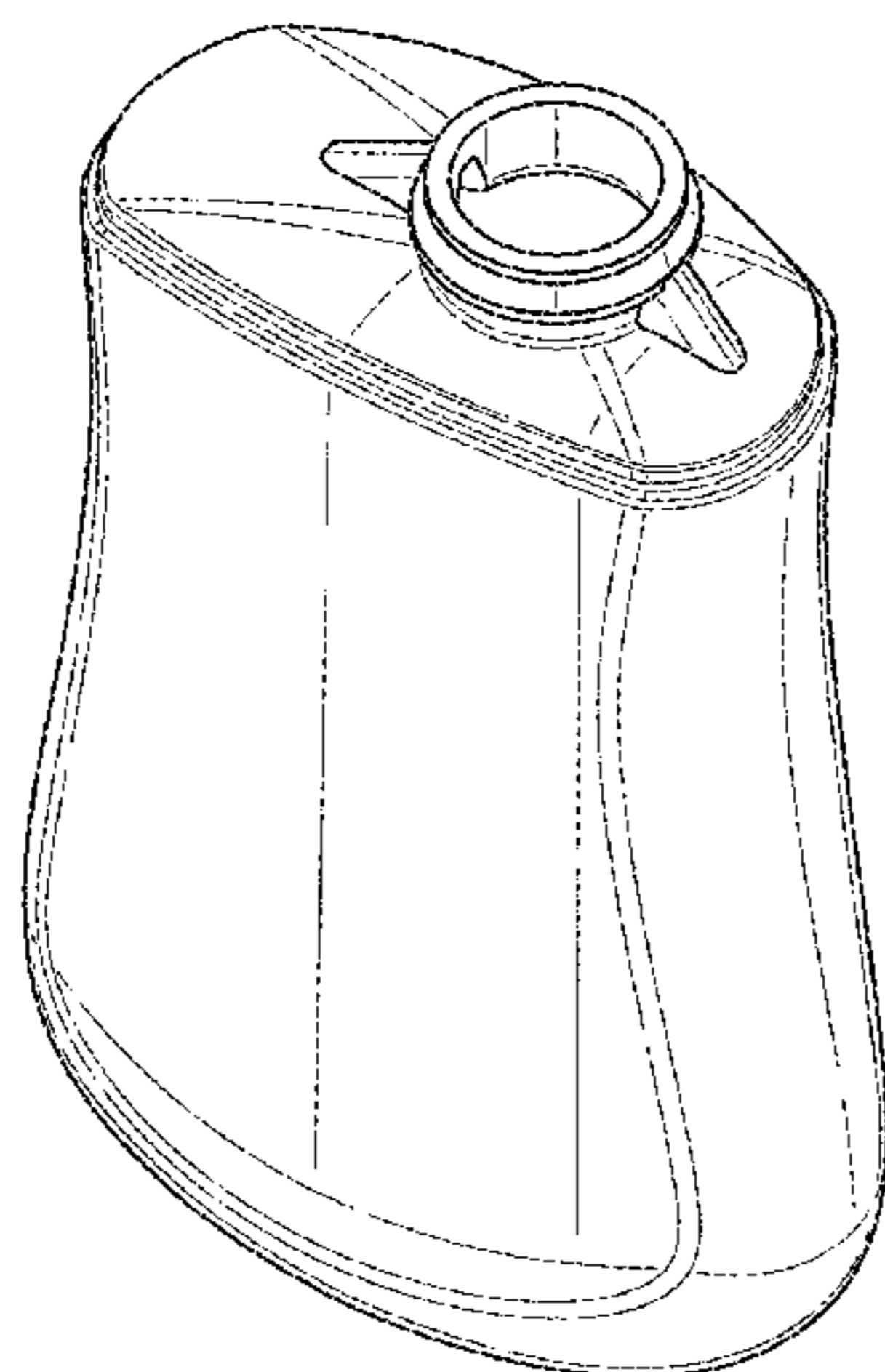
FIG. 4 is a rear view of the bottle of FIG. 1;

FIG. 5 is a front view of the bottle of FIG. 1;

FIG. 6 is a top plan view of the bottle of FIG. 1; and,

FIG. 7 is a bottom plan view of the bottle of FIG. 1.

1 Claim, 5 Drawing Sheets



US D739,749 S

Page 2

(56)

References Cited

U.S. PATENT DOCUMENTS

D653,847 S * 2/2012 Seals D3/202
D727,160 S * 4/2015 Kuzma et al. D9/539

D628,896 S * 12/2010 Smith et al. D9/542 * cited by examiner

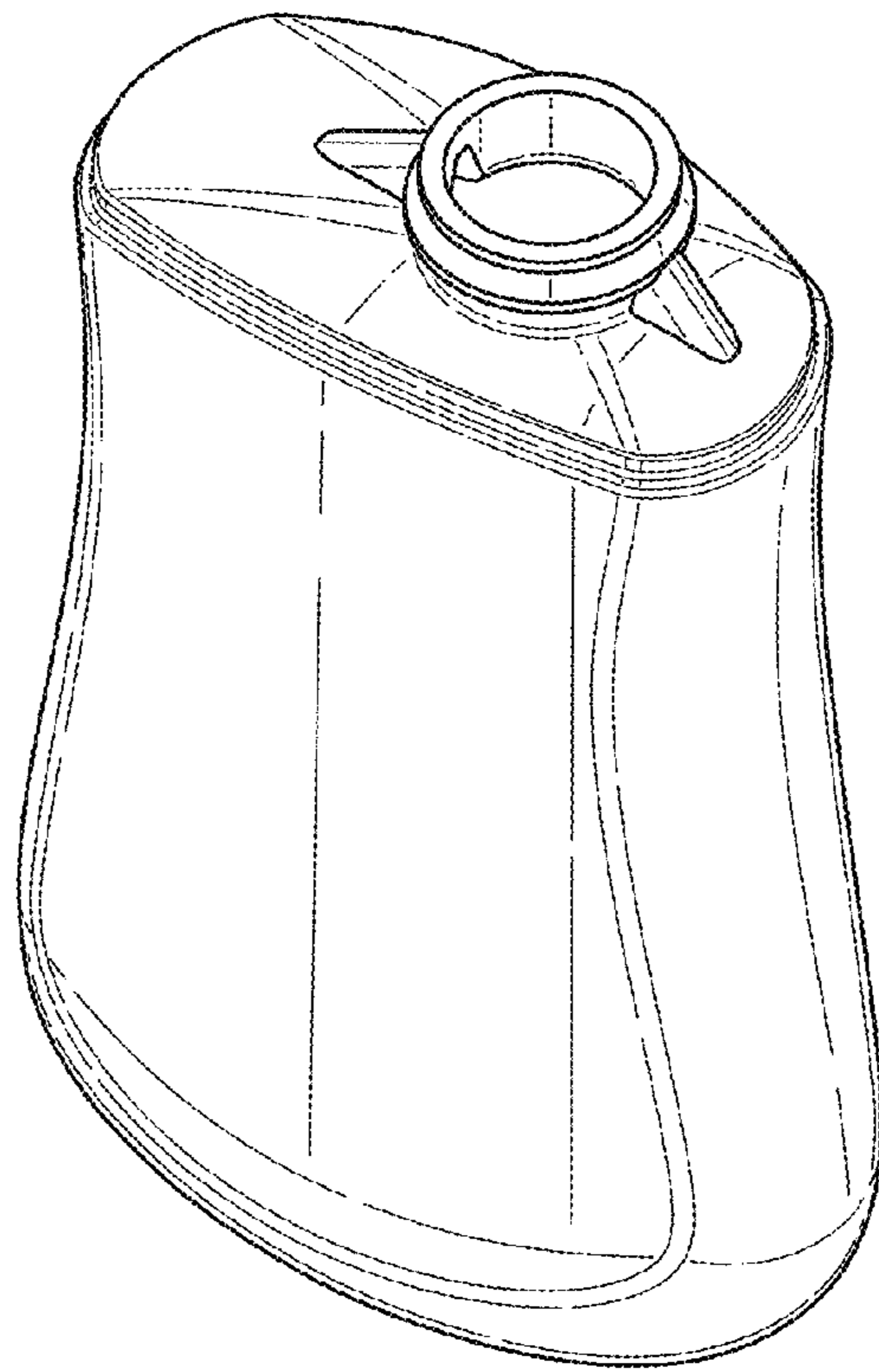


Fig. 1

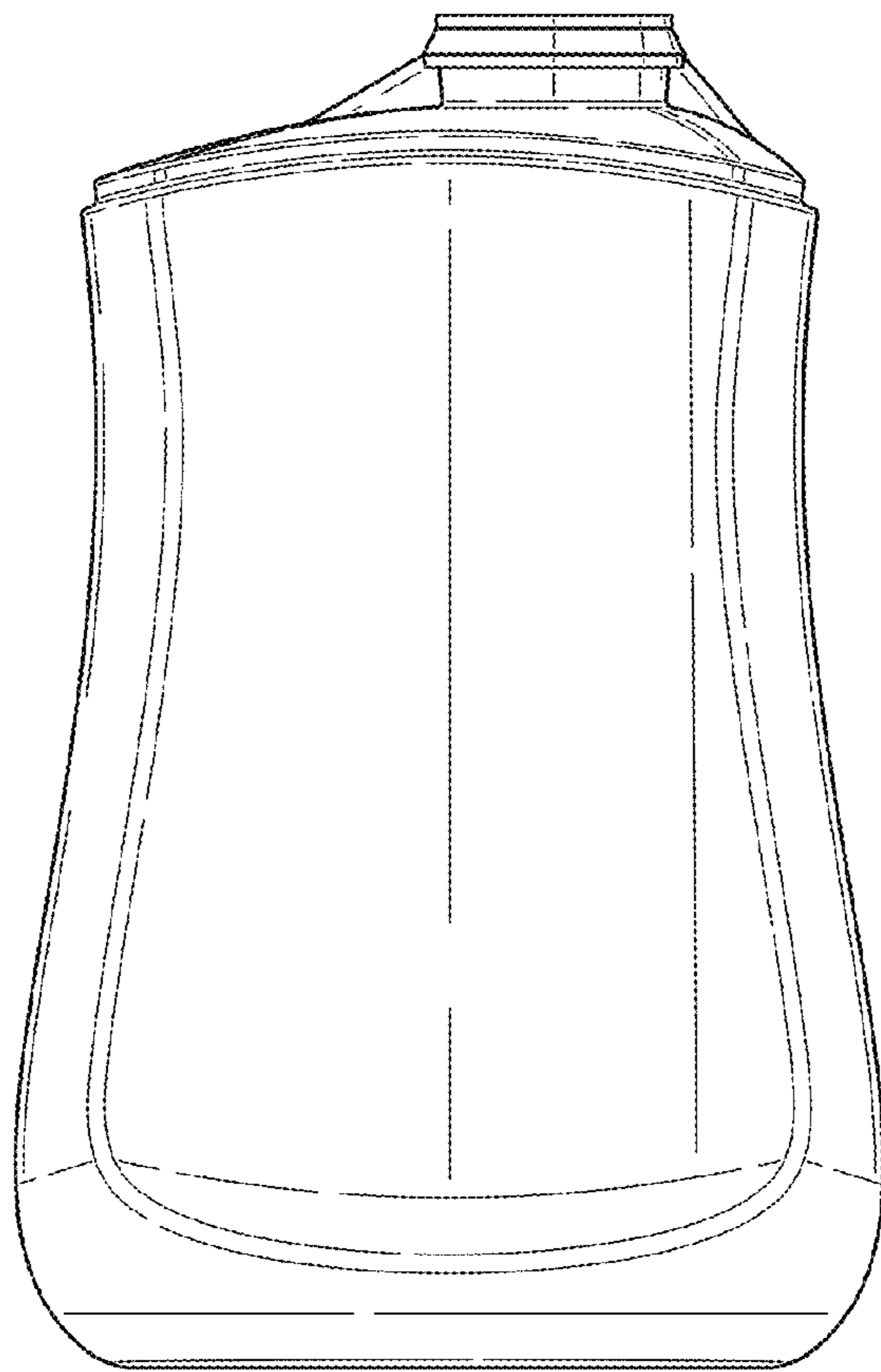


Fig. 2

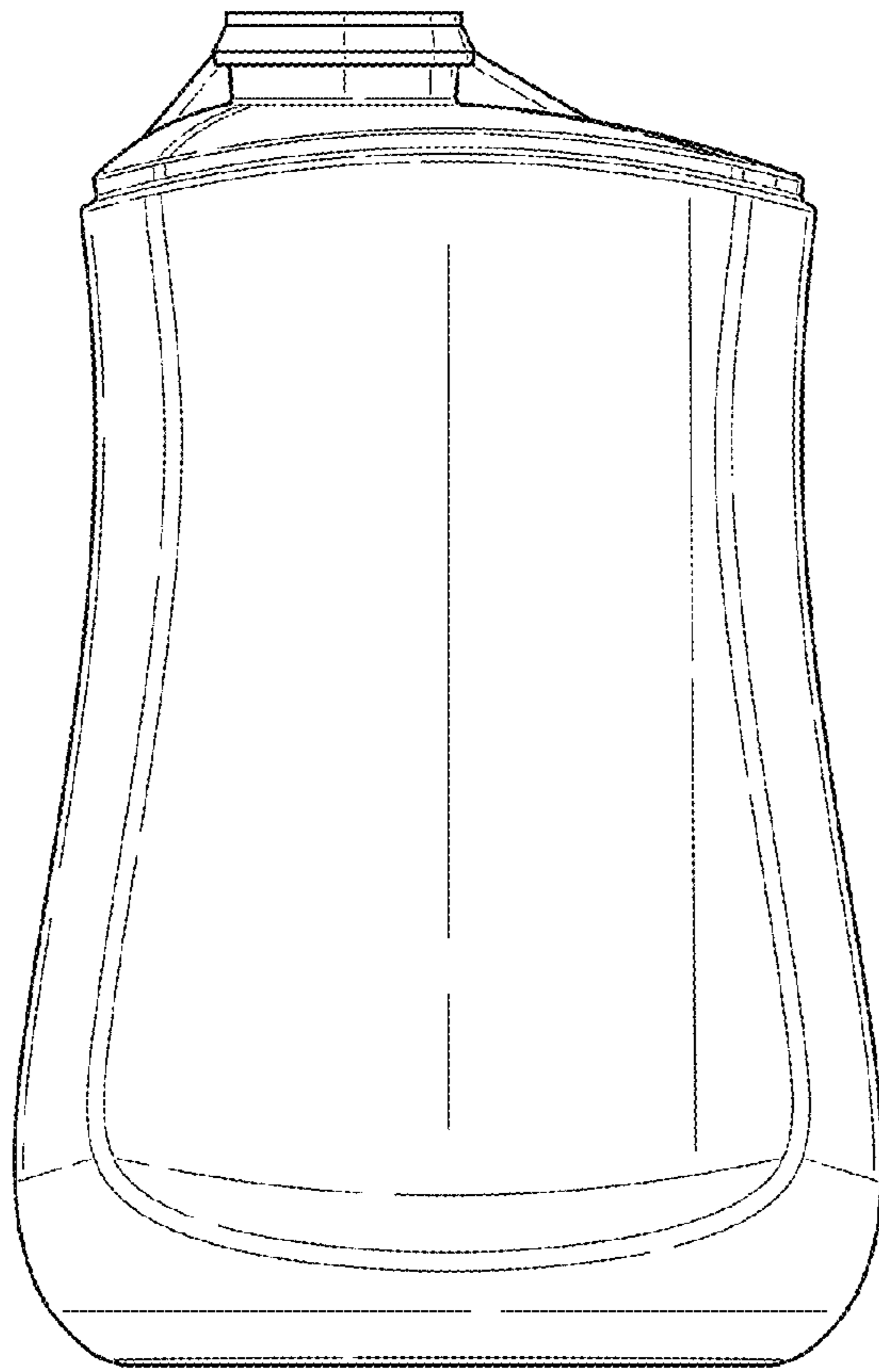


Fig. 3

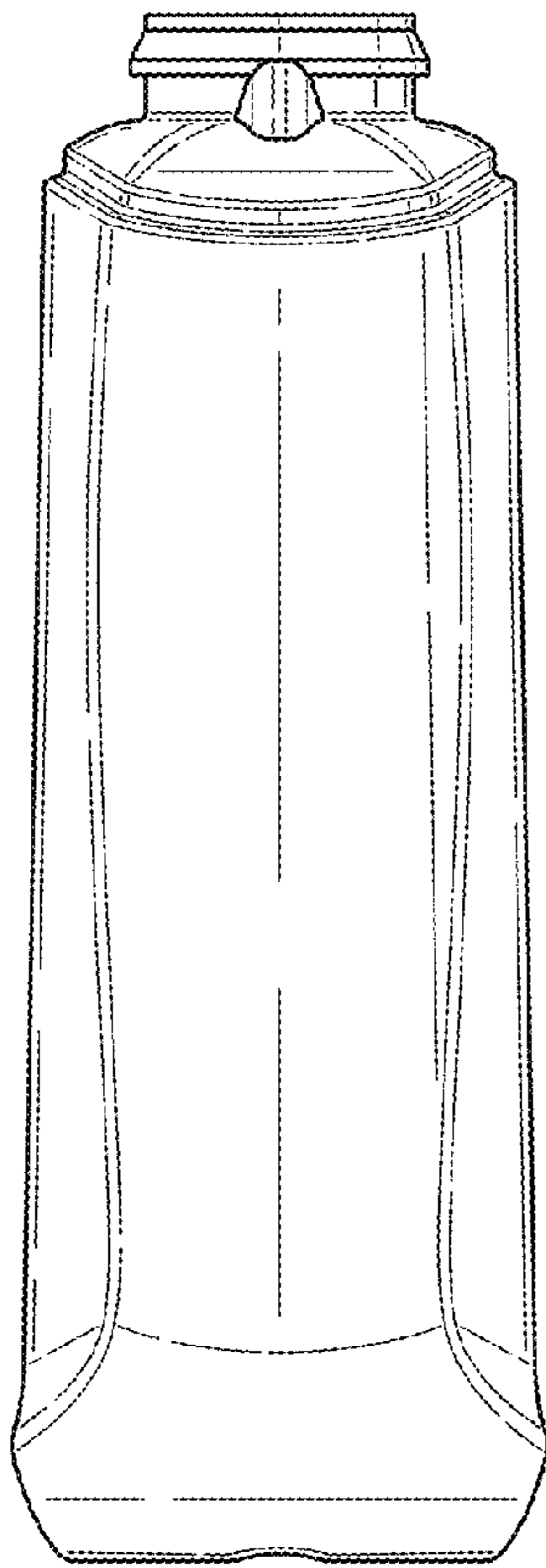


Fig. 4

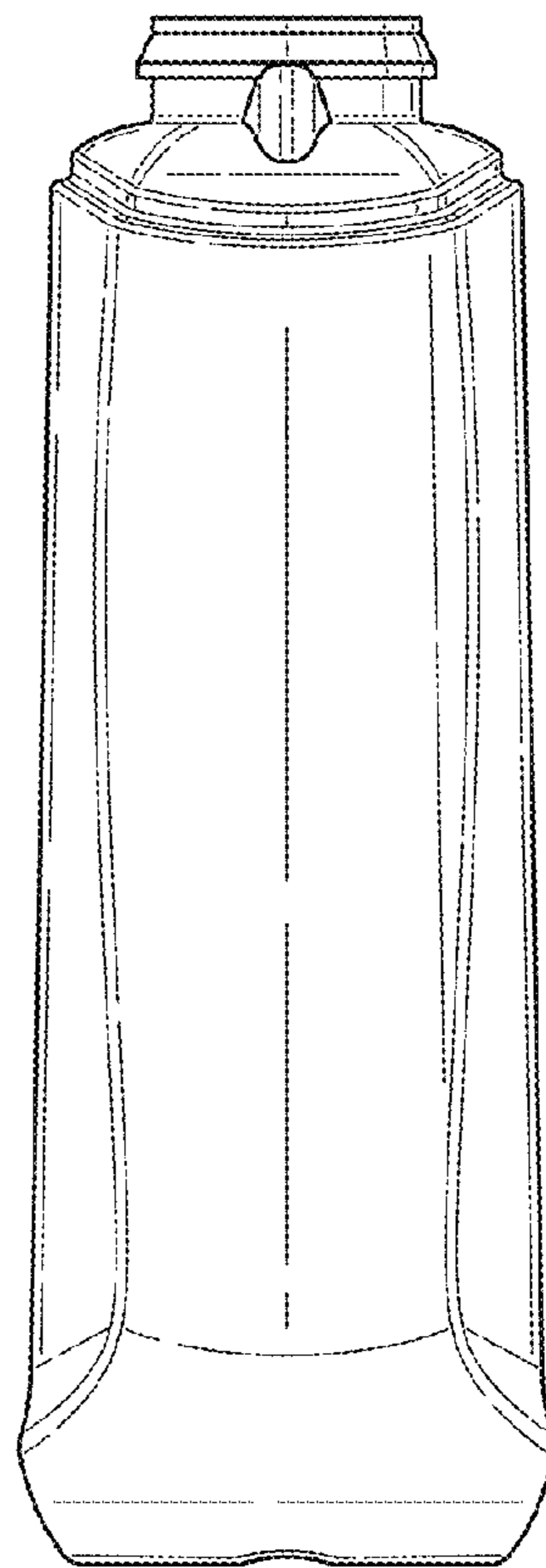


Fig. 5

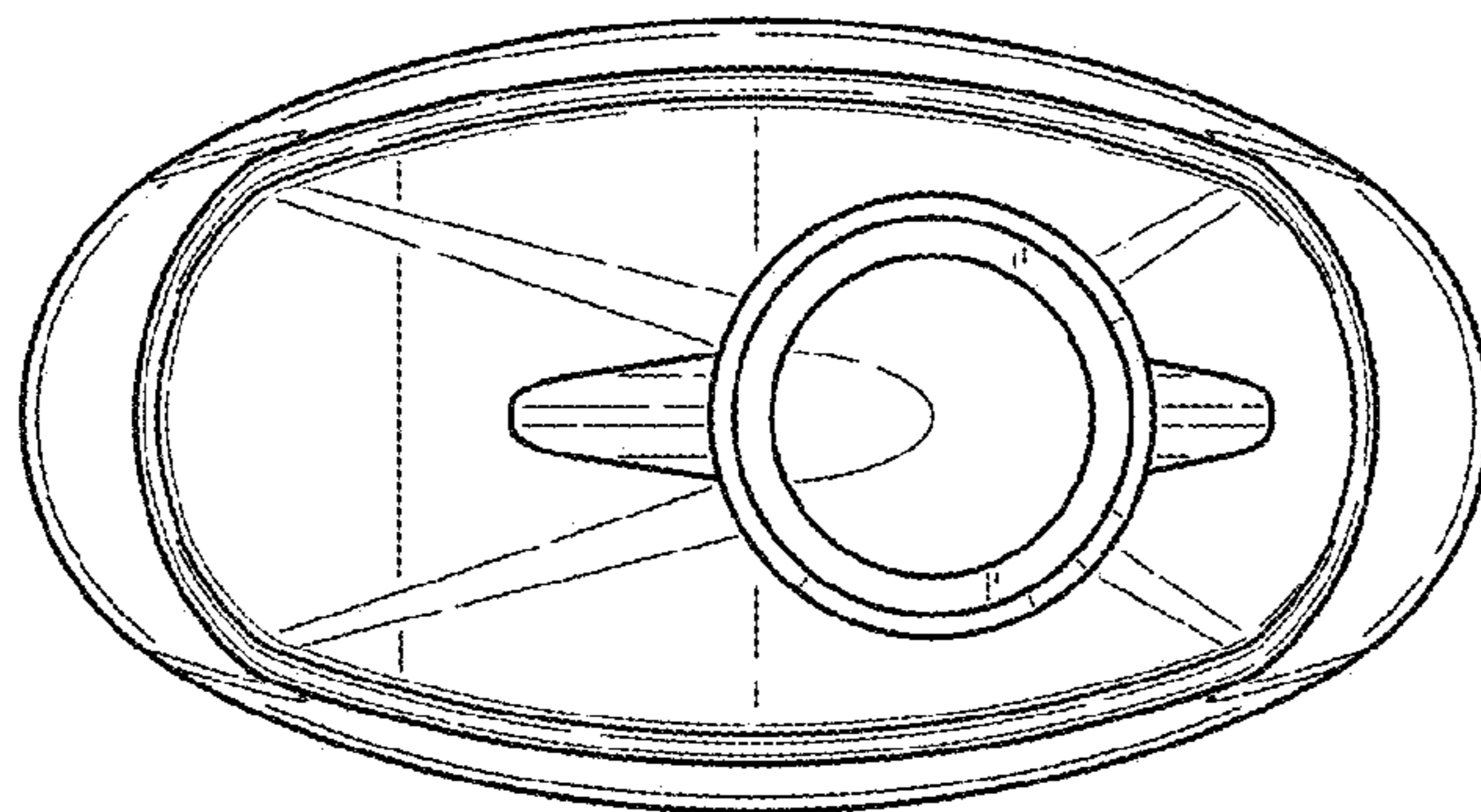


Fig. 6

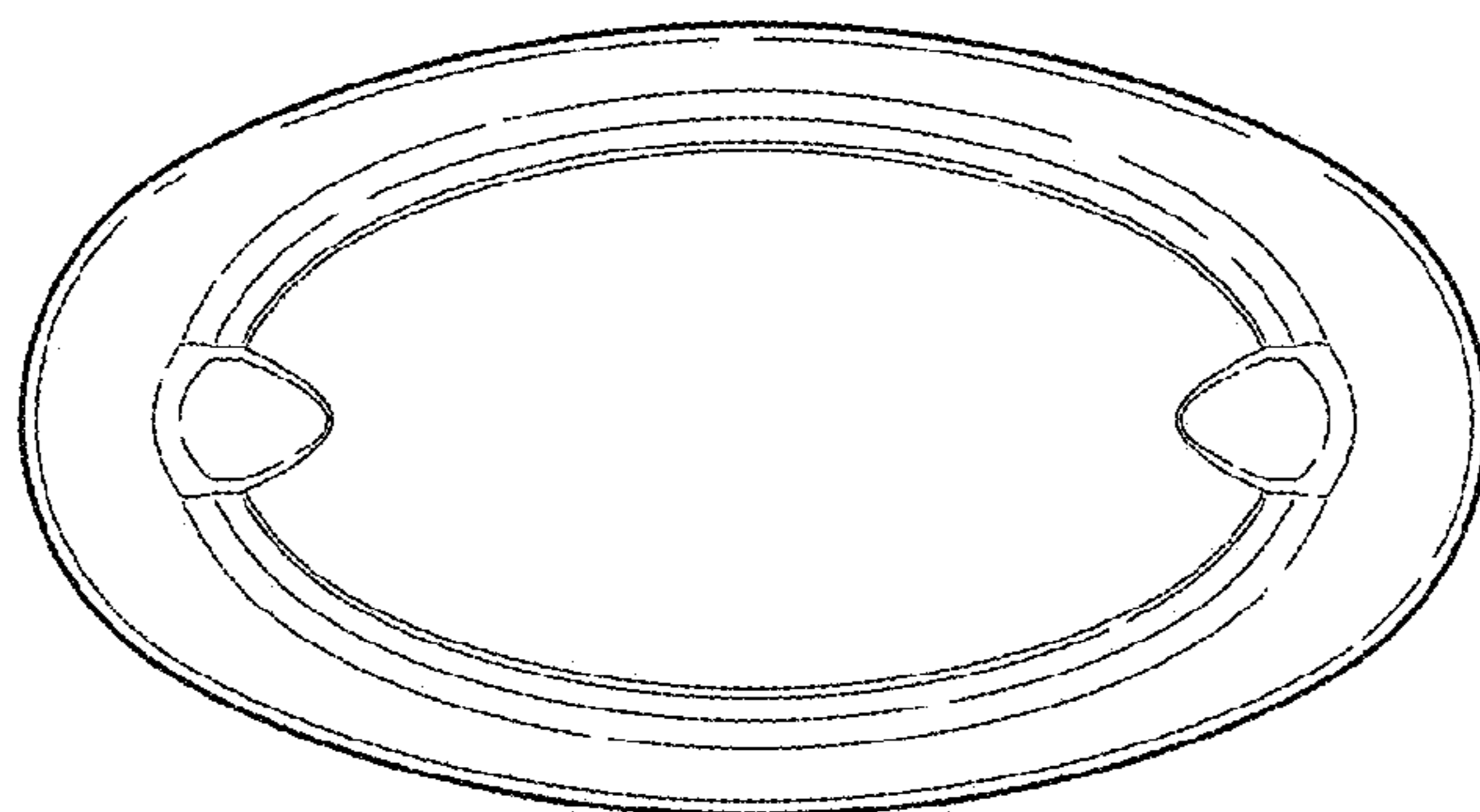


Fig. 7