



US00D739745S

(12) **United States Design Patent**  
**Chivot et al.**

(10) **Patent No.:** **US D739,745 S**  
(45) **Date of Patent:** **\*\* Sep. 29, 2015**

- (54) **BOTTLE**
- (71) Applicant: **PepsiCo, Inc.**, Purchase, NY (US)
- (72) Inventors: **Emmanuel Chivot**, Poissy (FR); **Andy Jordan**, London (GB); **Philip Nigel Bordet-Stead**, London (GB); **Laurent Robin-Prevallee**, London (GB)
- (73) Assignee: **PepsiCo, Ltd.**, Purchase, NY (US)
- (\*\*) Term: **14 Years**
- (21) Appl. No.: **29/514,565**
- (22) Filed: **Jan. 14, 2015**

- D286,984 S \* 12/1986 Durand ..... D9/565
- D465,727 S 11/2002 Duranthon
- D478,278 S \* 8/2003 Masotta et al. .... D9/530
- D524,165 S 7/2006 Scott
- D571,213 S 6/2008 Le Bras-Brown et al.
- D575,154 S 8/2008 Andrews et al.
- D637,908 S 5/2011 Fleischhacker et al.
- D651,905 S 1/2012 Bartolomei
- D664,852 S 8/2012 Weber-Trinkfass et al.
- D703,056 S \* 4/2014 Yourist ..... D9/516
- D722,877 S \* 2/2015 Chivot et al. .... D9/516

(Continued)

*Primary Examiner* — Dana L Meyrow

(74) *Attorney, Agent, or Firm* — Banner & Witcoff, Ltd.

(57) **CLAIM**

The ornamental design for a bottle, as shown and described.

**Related U.S. Application Data**

- (62) Division of application No. 29/470,786, filed on Oct. 24, 2013, now Pat. No. Des. 722,878.
- (51) **LOC (10) Cl.** ..... **09-01**
- (52) **U.S. Cl.**  
USPC ..... **D9/516; D9/538; D9/552**
- (58) **Field of Classification Search**  
USPC ..... D9/516, 530, 537–538, 541, 549, 552, D9/554, 558–559, 567, 571, 600, 636, 640, D9/643–645, 648, 655, 657–661, 667, 500, D9/502–503, 539–540, 542–543, 715, D9/719; 215/379, 381–382; 220/660, 669, 220/675  
CPC ..... B65D 1/00; B65D 1/02; B65D 1/0223; B65D 1/40; B65D 1/42; B65D 23/00; B65D 2501/00; B65D 2501/0009; B65D 81/00  
See application file for complete search history.

**DESCRIPTION**

FIG. 1 is a top, front, right perspective view of a bottle showing a first embodiment of our new design;  
 FIG. 2 is a front view thereof;  
 FIG. 3 is a right side view thereof;  
 FIG. 4 is a rear view thereof;  
 FIG. 5 is a left side view thereof;  
 FIG. 6 is a top view thereof;  
 FIG. 7 is a bottom view thereof;  
 FIG. 8 is a top, front, right perspective view of a bottle showing a second embodiment of our new design;  
 FIG. 9 is a front view thereof;  
 FIG. 10 is a right side view thereof;  
 FIG. 11 is a rear view thereof;  
 FIG. 12 is a left side view thereof;  
 FIG. 13 is a top view thereof; and,  
 FIG. 14 is a bottom view thereof.

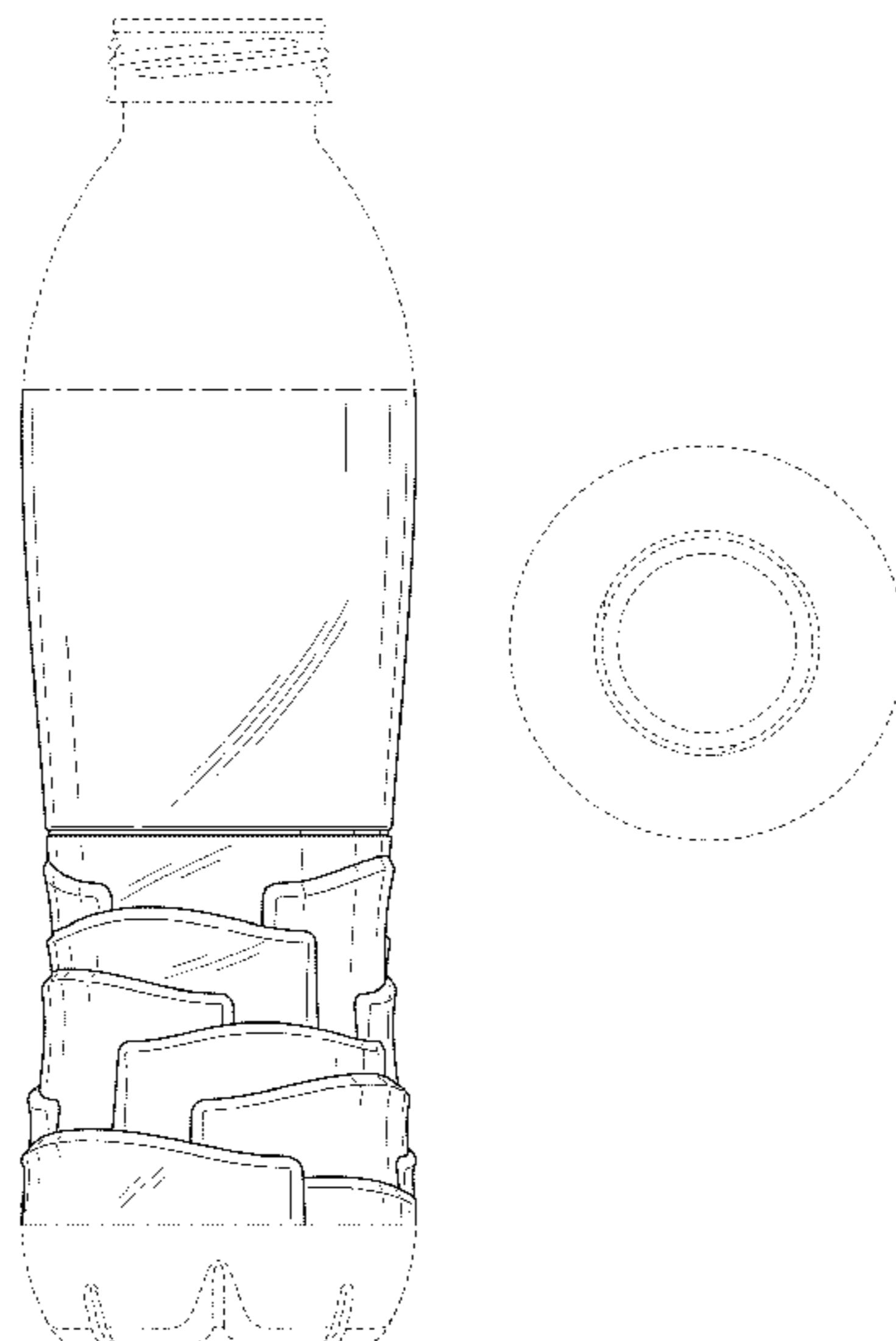
The evenly dashed broken lines in the drawings illustrate the portions of the design that form no part of the claim. The dot-dash broken lines in the drawings define the bounds of the claim and form no part thereof.

**1 Claim, 8 Drawing Sheets**

(56) **References Cited**

**U.S. PATENT DOCUMENTS**

- D183,310 S \* 8/1958 Hack ..... D9/657
- D207,799 S \* 5/1967 Roberts ..... D9/571
- D213,290 S 2/1969 Fuerst



# US D739,745 S

Page 2

---

(56)

## References Cited

U.S. PATENT DOCUMENTS

D722,881 S \* 2/2015 Chivot et al. .... D9/538  
2011/0226788 A1\* 9/2011 Yourist ..... 220/669

D722,878 S \* 2/2015 Chivot et al. .... D9/516 \* cited by examiner

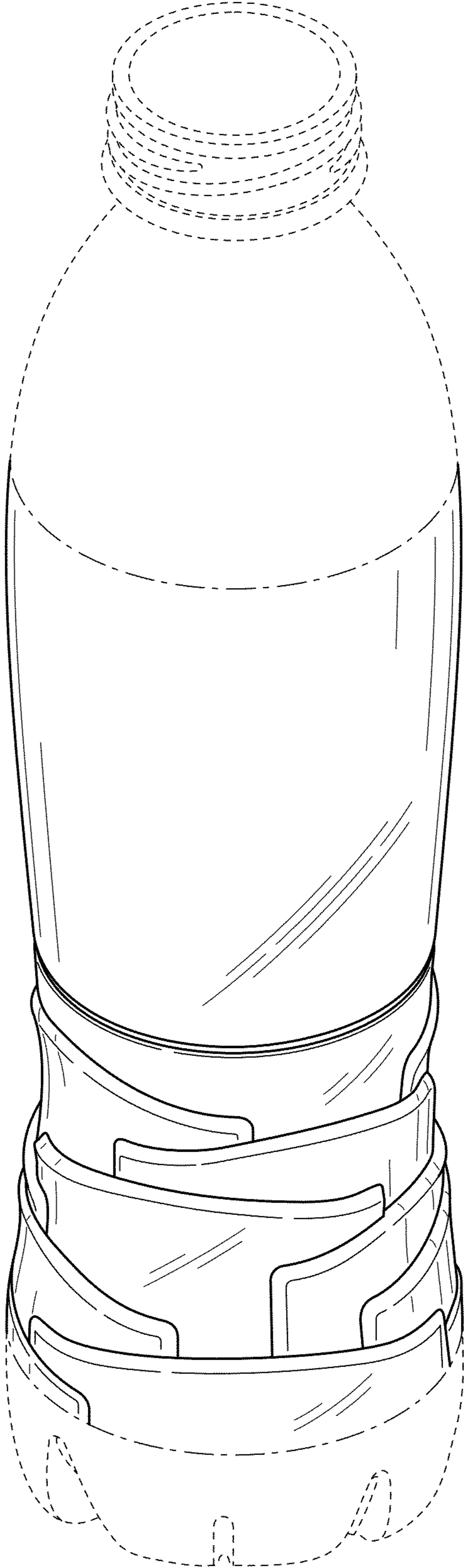


FIG. 1




FIG. 2




FIG. 3




FIG. 4


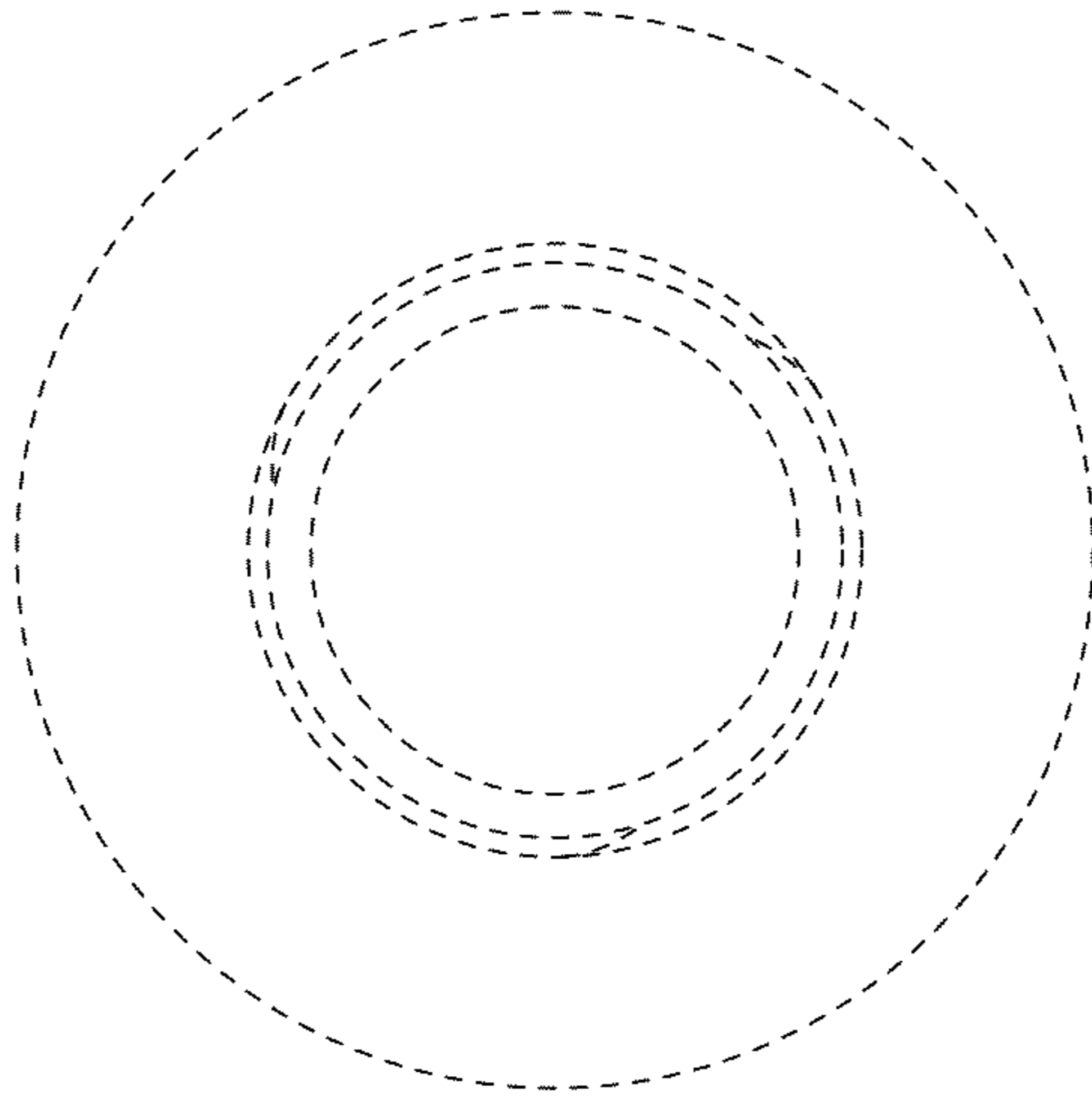
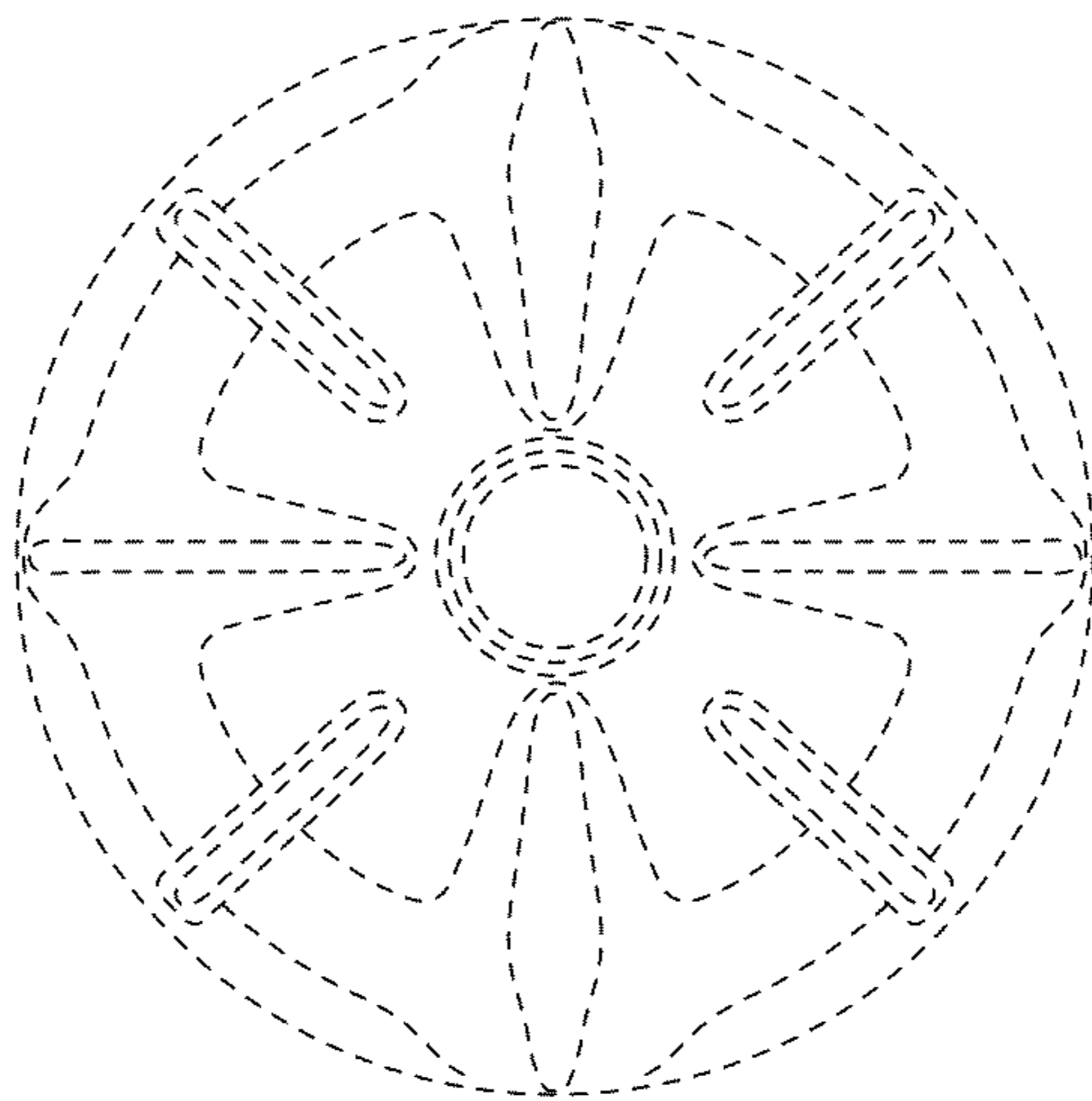


FIG. 5



**FIG. 6**



**FIG. 7**

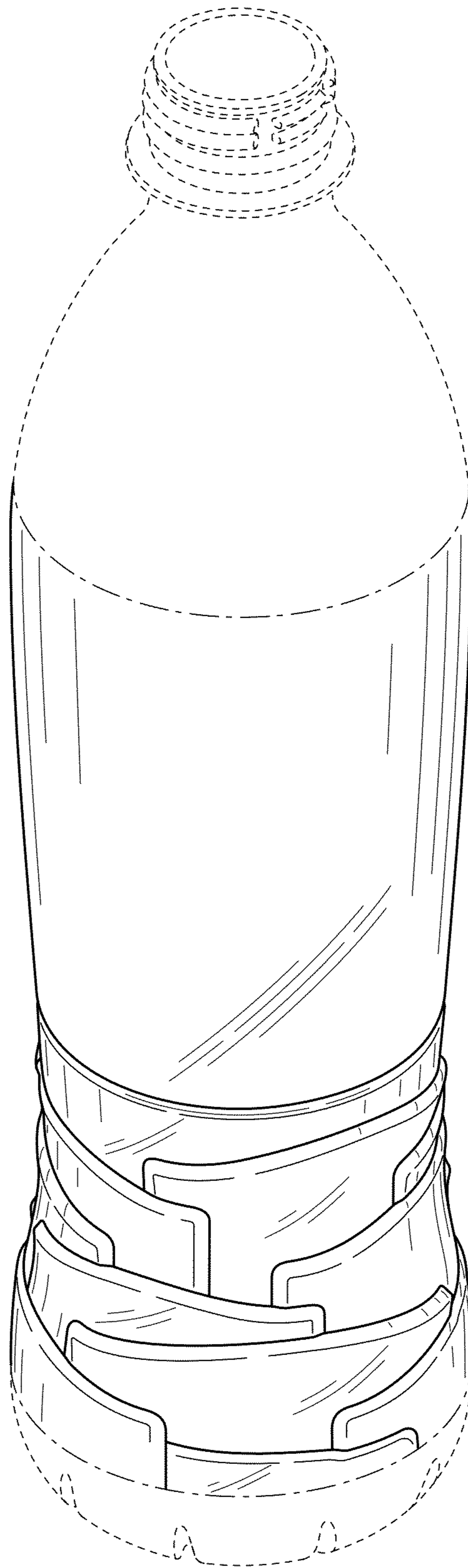


FIG. 8




FIG. 9




FIG. 10






FIG. 11


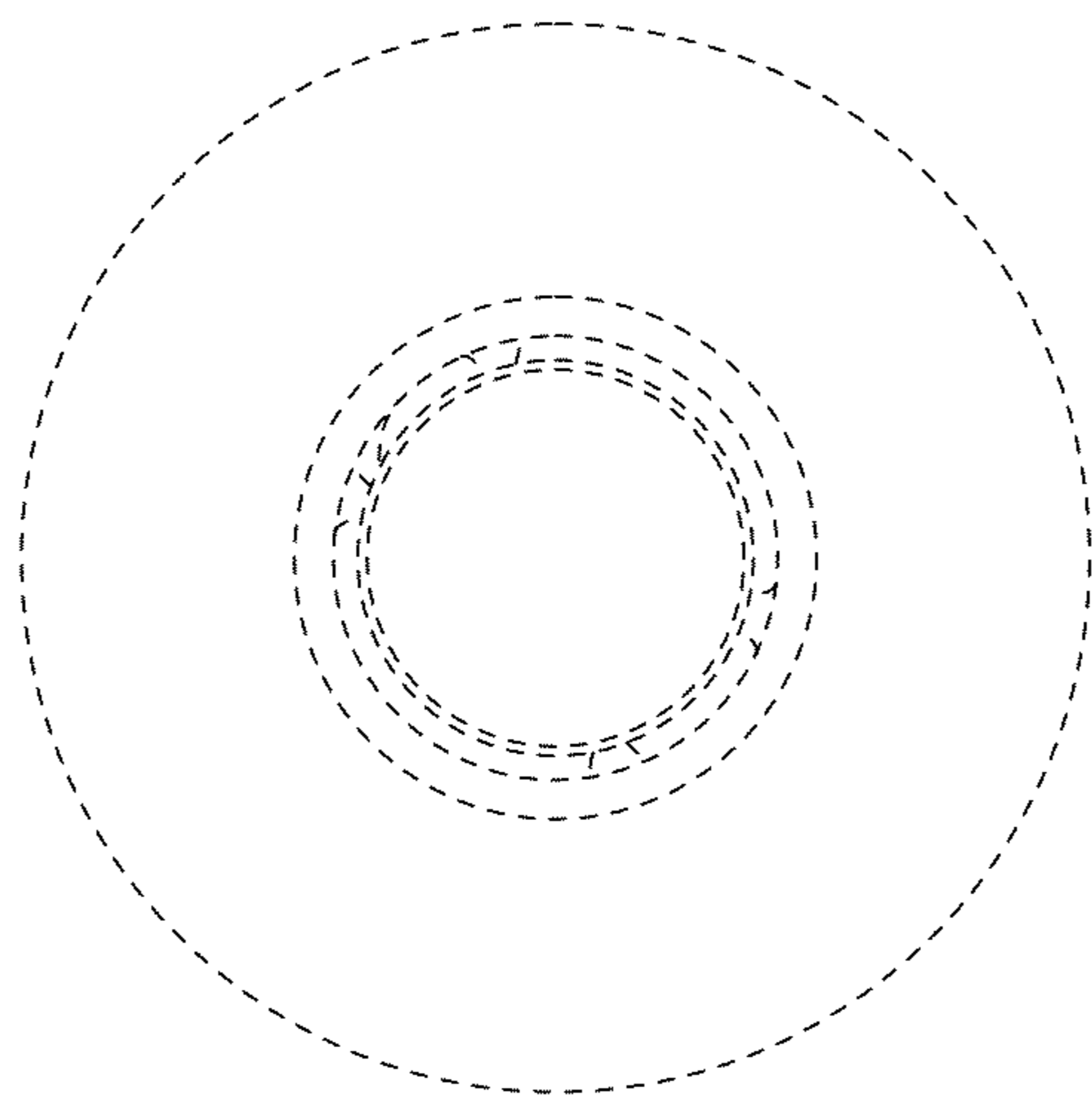
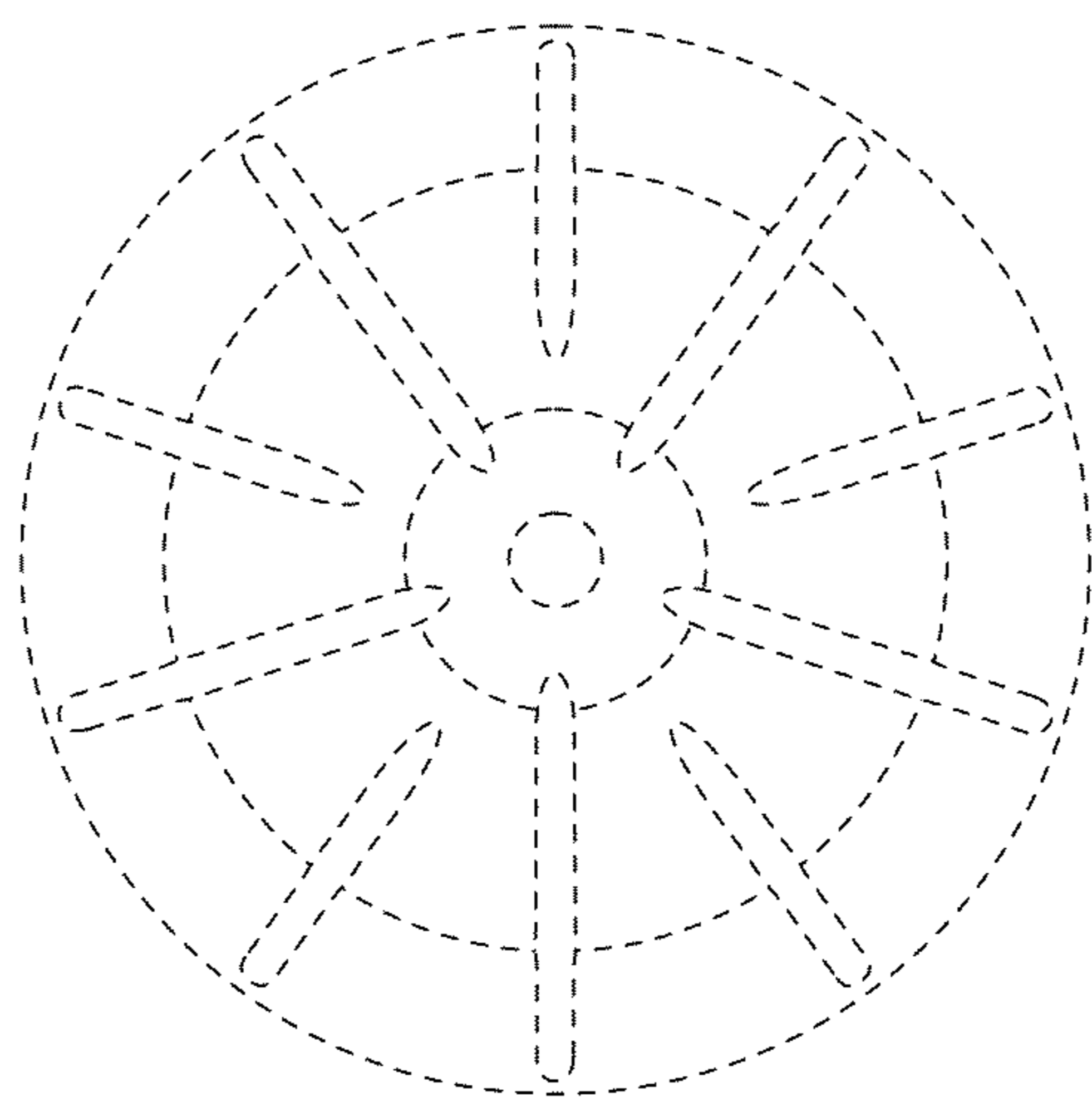


FIG. 12



**FIG. 13**



**FIG. 14**