

US00D739743S

(12) **United States Design Patent**
Klarin

(10) **Patent No.:** **US D739,743 S**
(45) **Date of Patent:** **** Sep. 29, 2015**

- (54) **BOTTLE**
- (71) Applicant: **The Absolut Company Aktiebolag**,
Stockholm (SE)
- (72) Inventor: **Jesper Klarin**, Hagersten (SE)
- (73) Assignee: **THE ABSOLUT COMPANY**
AKTIEBOLAG, Stockholm (SE)

2,072,853 A	3/1937	Baxter	
2,498,074 A	2/1950	Feldman	
D216,094 S *	11/1969	Lawton	D9/501
D353,324 S	12/1994	Rice	
D368,860 S *	4/1996	Mansau	D9/545
D375,559 S	11/1996	Baxter	
D393,315 S *	4/1998	Crisi	D24/197
D452,442 S	12/2001	Bowen	

(Continued)

- (**) Term: **14 Years**
- (21) Appl. No.: **29/509,214**
- (22) Filed: **Nov. 14, 2014**

FOREIGN PATENT DOCUMENTS

EM	002677880-0004	*	4/2015
EM	002677880-0005	*	4/2015

(Continued)

Primary Examiner — Dana L Meyrow

(74) *Attorney, Agent, or Firm* — Knobbe Martens Olson & Bear LLP

Related U.S. Application Data

- (62) Division of application No. 29/468,119, filed on Sep. 26, 2013, now Pat. No. Des. 724,434.

(51) **LOC (10) Cl.** **09-01**

(52) **U.S. Cl.**
USPC **D9/516; D9/500**

(58) **Field of Classification Search**
USPC D9/414, 434, 457, 500, 502-505, 516,
D9/544-545, 549, 551-553, 571, 682, 686,
D9/688-691, 600, 715, 719; D7/300,
D7/300.1, 598; D14/485, 488-489, 492;
D20/11, 22, 27, 42; 215/379, 381-382;
220/660, 669, 675; 206/457
CPC B65D 1/00; B65D 1/02; B65D 1/0223;
B65D 1/40; B65D 23/00; B65D 23/12;
B65D 23/14; B65D 2203/00; B65D 2203/02;
B65D 2501/0009; B65D 1/0207; B65D
2501/00

See application file for complete search history.

(56) **References Cited**

U.S. PATENT DOCUMENTS

D9,417 S *	8/1876	Fetters	D9/500
D70,792 S	8/1926	Guerin		

(57) **CLAIM**
The ornamental design for a bottle, as shown and described.

DESCRIPTION

This patent or application file contains at least one drawing executed in color. Copies of this patent or patent application publication with color drawings will be provided by the Office upon request and payment of the necessary fee. FIG. 1 is a front elevational view of a bottle showing my new design.

FIG. 2 is left side elevational view thereof

FIG. 3 is a rear elevational view thereof.

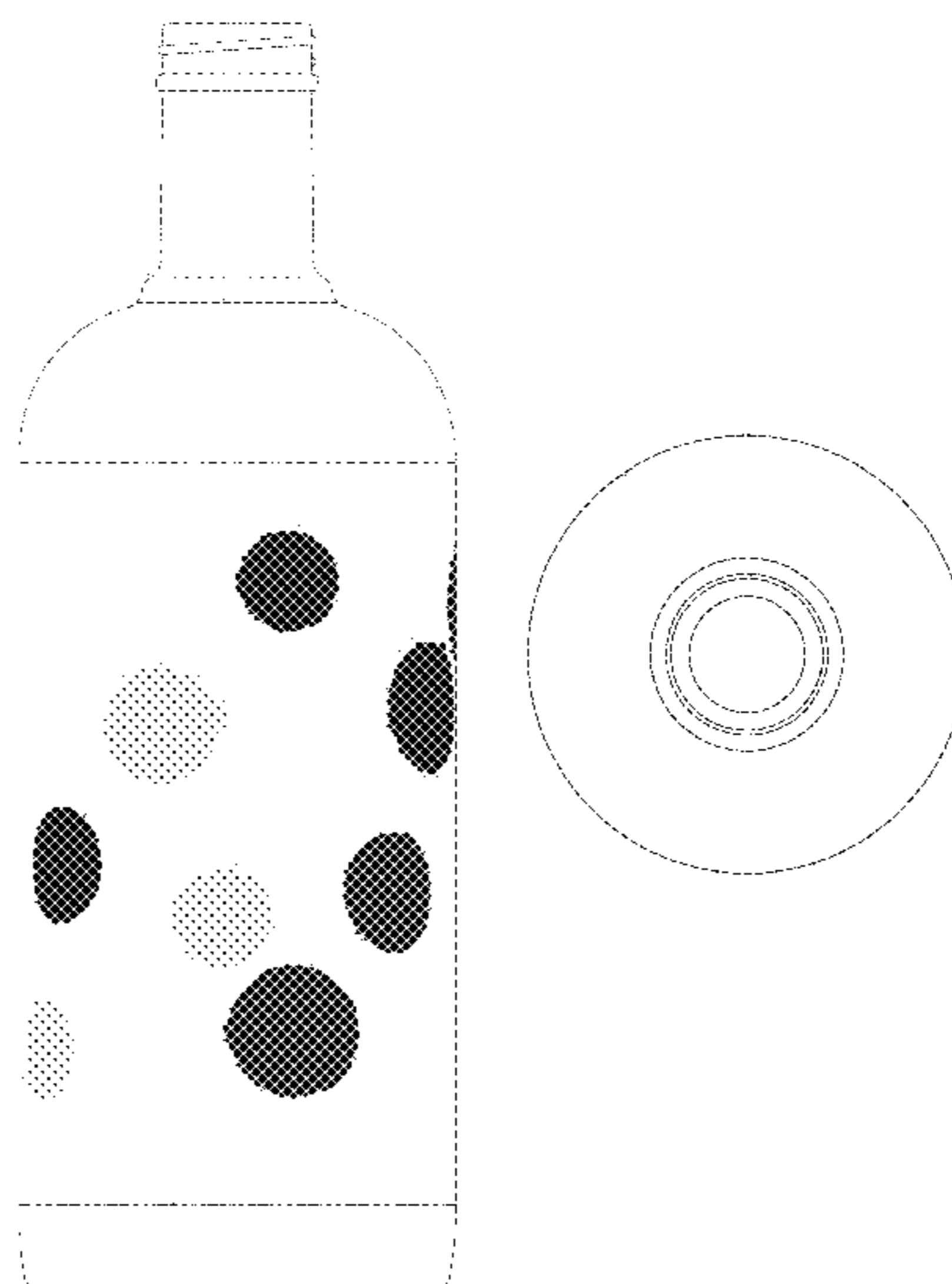
FIG. 4 is a right side elevational view thereof.

FIG. 5 is a top plan view thereof; and,

FIG. 6 is a bottom plan view thereof.

The evenly-dashed broken lines in the drawings illustrate portions of the bottle that form no part of the claim. The dot-dot-dash broken lines in the drawings define the bounds of the claim and form no part thereof.

1 Claim, 5 Drawing Sheets
(4 of 5 Drawing Sheet(s) Filed in Color)



(56)

References Cited

U.S. PATENT DOCUMENTS

D470,057 S 2/2003 Bowen
 D472,474 S * 4/2003 Headen et al. D9/551
 D608,650 S * 1/2010 Eisen D9/545
 D624,821 S * 10/2010 Leonardis D9/503
 D626,420 S * 11/2010 Mondon D9/551
 D643,736 S 8/2011 Lagerqvist
 D678,068 S 3/2013 Huang
 D679,600 S 4/2013 Gonzalez Rodriguez
 D682,697 S 5/2013 Gonzalez Rodriguez
 D691,475 S 10/2013 Potts
 D706,288 S * 6/2014 Harre D14/489
 D707,702 S * 6/2014 Harre D14/488
 D710,708 S 8/2014 Gebhardt
 D720,235 S * 12/2014 Lindstedt D9/652

D721,964 S * 2/2015 Rampley D9/500
 D723,925 S * 3/2015 Klarin D9/516
 D723,926 S * 3/2015 Klarin et al. D9/516
 D724,433 S * 3/2015 Gebhardt D9/516
 D724,434 S * 3/2015 Klarin D9/516
 D724,948 S * 3/2015 Gebhardt D9/516
 D727,735 S * 4/2015 Klarin D9/500

FOREIGN PATENT DOCUMENTS

EM 002677880-0006 * 4/2015
 WO DM/080890 4/2013
 WO DM/052137 8/2013
 WO DM/082141 9/2013
 WO DM/082143 9/2013
 WO DM/082146 10/2013

* cited by examiner




FIG. 1




FIG. 2




FIG. 3




FIG. 4

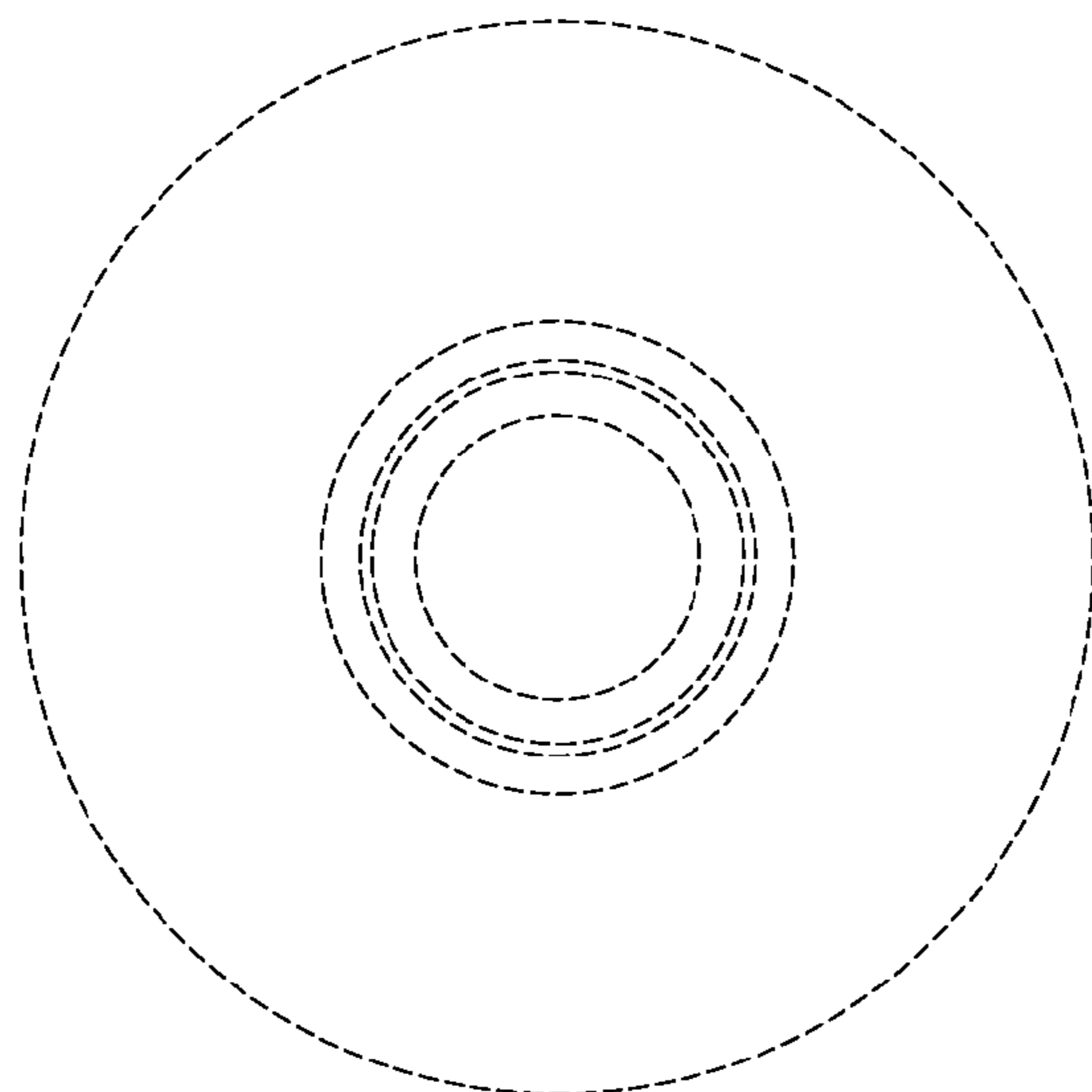


FIG. 5




FIG. 6