



US00D739734S

(12) **United States Design Patent**  
**Morrison et al.**

(10) **Patent No.:** **US D739,734 S**  
(45) **Date of Patent:** **\*\* Sep. 29, 2015**

(54) **BOTTLE**

(71) Applicant: **DR PEPPER/SEVEN UP, INC.**, Plano, TX (US)

(72) Inventors: **Blake Morrison**, Plano, TX (US); **Gary I Voss**, Medina, OH (US); **James J. Miller**, North Canton, OH (US); **Kyle Fleischhacker**, Detroit, MI (US)

(73) Assignee: **DR PEPPER/SEVEN UP, INC.**, Plano, TX (US)

(\*\*) Term: **14 Years**

(21) Appl. No.: **29/483,270**

(22) Filed: **Feb. 27, 2014**

(51) **LOC (10) Cl.** ..... **09-01**

(52) **U.S. Cl.**  
USPC ..... **D9/500**

(58) **Field of Classification Search**  
USPC ..... D9/500, 502-505, 516, 520, 530, D9/537-545, 548-550, 558, 715, 719; 215/11.1, 379, 381-384; 220/660, 669, 220/675

CPC ..... B65D 1/00; B65D 1/02; B65D 1/0223; B65D 23/00; B65D 23/001; B65D 83/00; B65D 91/00; B65D 91/02; B65D 2501/00; B65D 2501/0009

See application file for complete search history.

(56) **References Cited**

**U.S. PATENT DOCUMENTS**

D213,290 S \* 2/1969 Fuerst ..... D9/500  
3,935,955 A \* 2/1976 Das ..... 215/375

4,108,324 A \* 8/1978 Krishnakumar et al. .... 215/373  
D364,347 S 11/1995 Sillince et al.  
D522,871 S \* 6/2006 Rowse et al. .... D9/539  
D561,595 S \* 2/2008 Le Bras-Brown et al. .... D9/537  
D639,659 S \* 6/2011 Biondich et al. .... D9/500  
D677,169 S 3/2013 Roos et al.  
D687,301 S \* 8/2013 Topinka et al. .... D9/500  
D701,771 S 4/2014 Hall  
D707,132 S 6/2014 Brookner et al.  
D708,522 S 7/2014 Santamaria et al.

\* cited by examiner

*Primary Examiner* — Ian Simmons

*Assistant Examiner* — Dana L Meyrow

(74) *Attorney, Agent, or Firm* — Cox Smith Matthews Incorporated

(57) **CLAIM**

We claim the ornamental design for a bottle, as shown and described.

**DESCRIPTION**

FIG. 1 is top, front, and left-side perspective view of the new design for a bottle;

FIG. 2 is a front view of the design;

FIG. 3 is a rear view of the design;

FIG. 4 is a left-side view of the design;

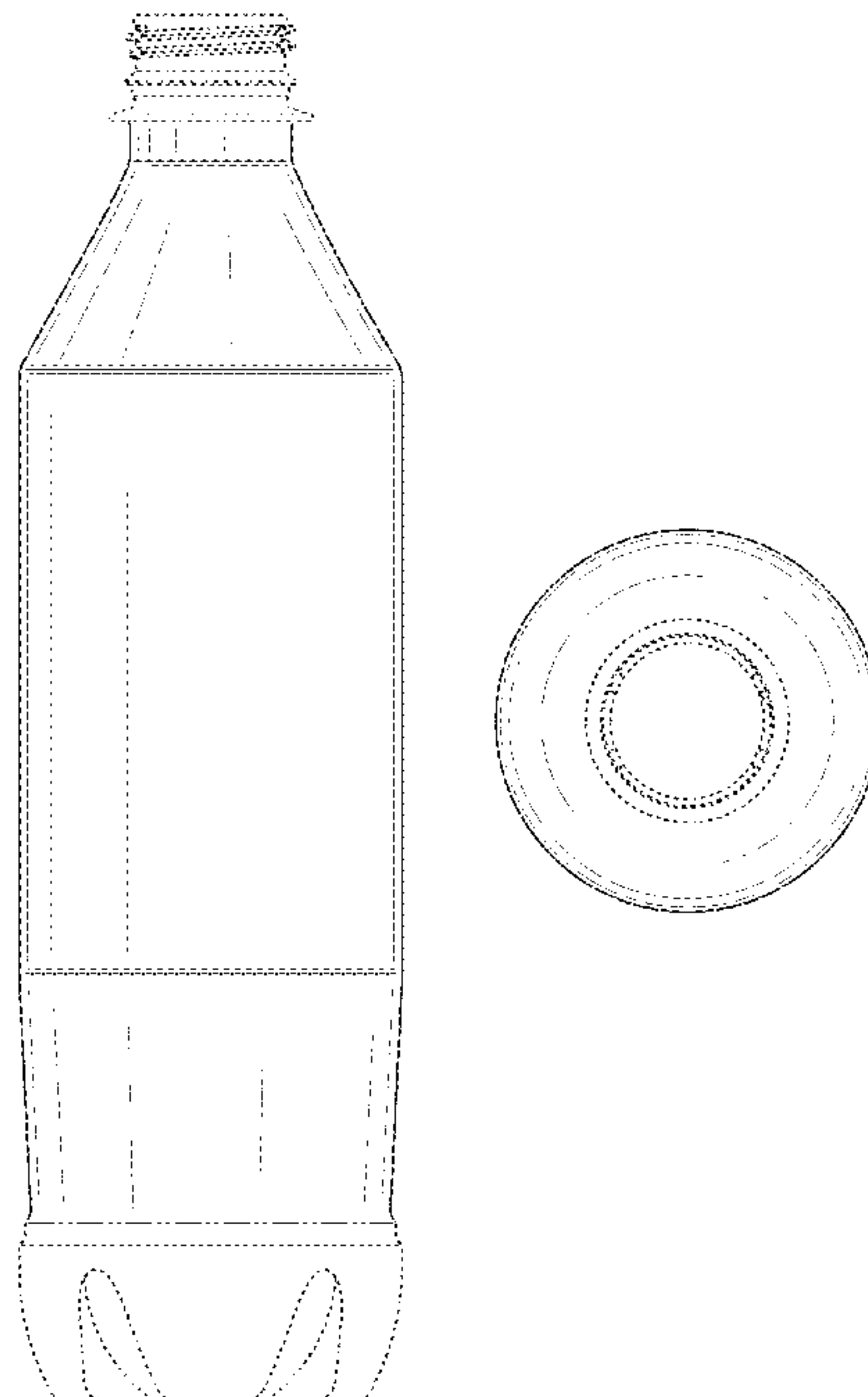
FIG. 5 is a right-side view of the design;

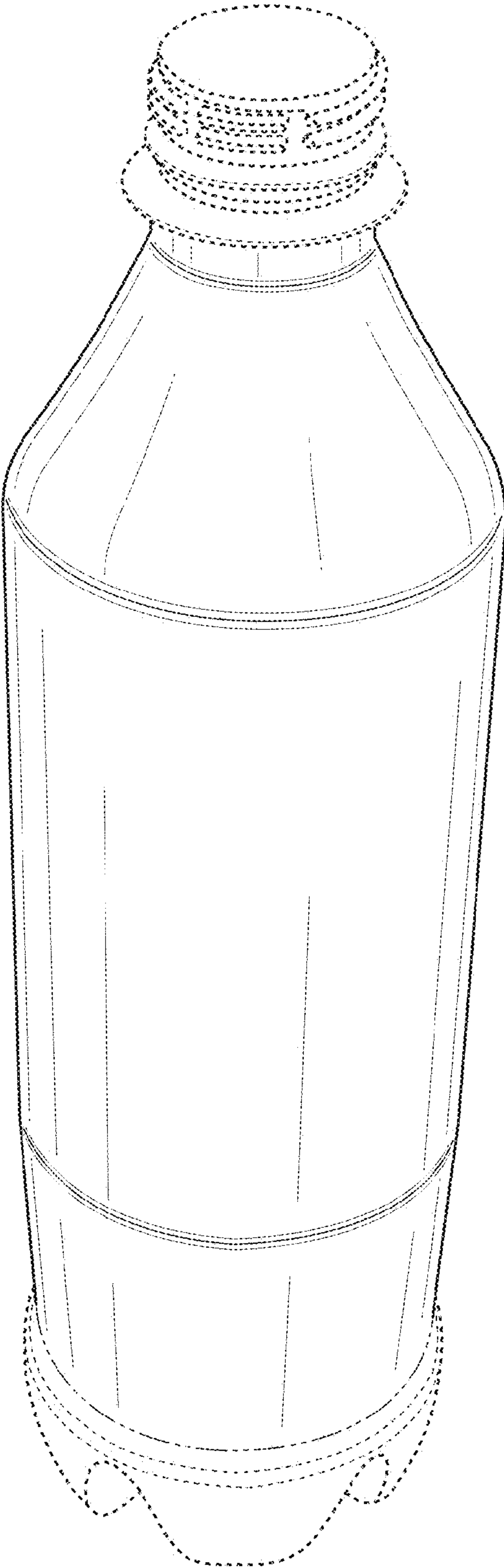
FIG. 6 is a top view of the design; and,

FIG. 7 is a bottom view of the design.


The evenly-dashed broken lines in the drawings illustrate the portions of the design that form no part of the claim. The dot-dot-dash broken lines in the drawings define the bounds of the claim and form no part thereof.

**1 Claim, 6 Drawing Sheets**







**FIG. 1**




**FIG. 2**



**FIG. 3**

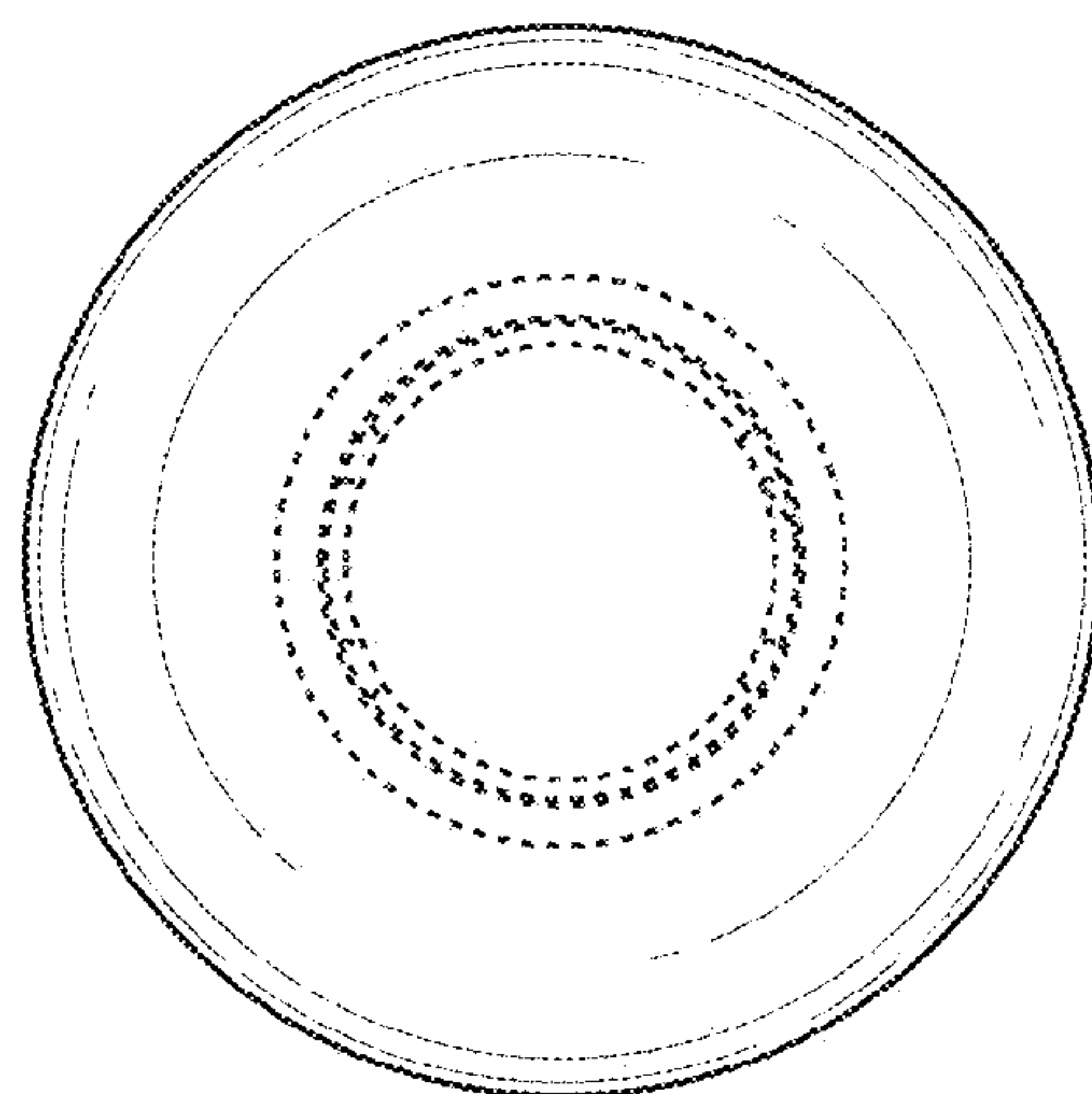


**FIG. 4**

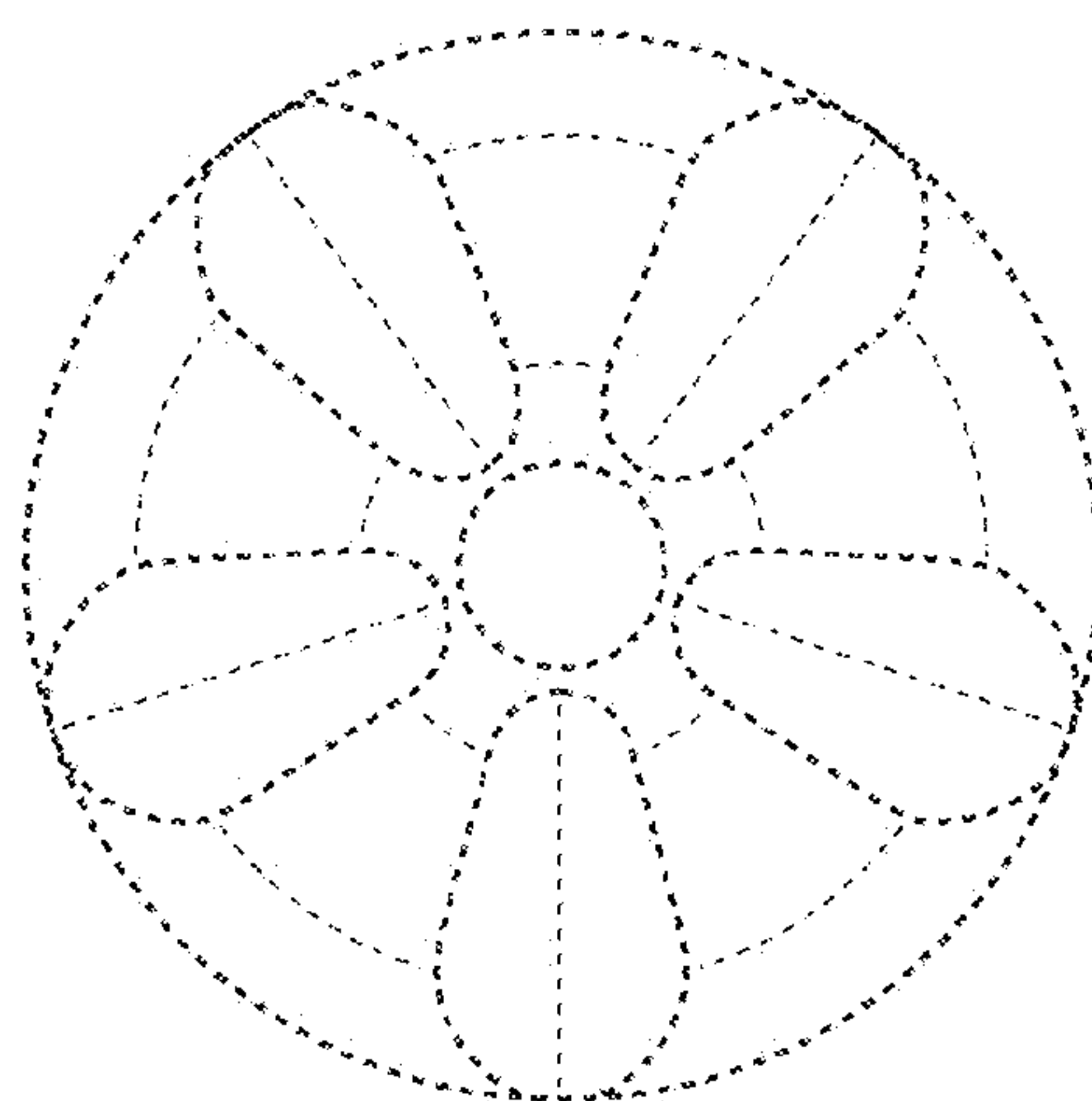


**FIG. 5**





**FIG. 6**



**FIG. 7**