



US00D739733S

(12) **United States Design Patent**  
**Steward**

(10) **Patent No.:** **US D739,733 S**  
(45) **Date of Patent:** **\*\* Sep. 29, 2015**

(54) **BOTTLE**  
(71) Applicant: **The Coca-Cola Company**, Atlanta, GA  
(US)  
(72) Inventor: **Sterling Lane Steward**, Douglasville,  
GA (US)  
(73) Assignee: **The Coca-Cola Company**, Atlanta, GA  
(US)  
(\*\*) Term: **14 Years**  
(21) Appl. No.: **29/482,200**

D556,044 S \* 11/2007 Hirata ..... D9/538  
D558,054 S \* 12/2007 Melrose et al. .... D9/549  
D566,557 S \* 4/2008 Davis et al. .... D9/500  
D567,663 S \* 4/2008 Kinmont et al. .... D9/550  
D572,134 S \* 7/2008 Bourne ..... D9/500  
D577,291 S \* 9/2008 Kinmont et al. .... D9/516  
D580,764 S \* 11/2008 Shale ..... D9/500  
D581,274 S \* 11/2008 Xanthos ..... D9/516  
D582,290 S \* 12/2008 Dimmel et al. .... D9/550  
D582,773 S \* 12/2008 Klemm et al. .... D9/500  
D582,774 S \* 12/2008 Klemm et al. .... D9/500  
D620,363 S \* 7/2010 Barsoumian ..... D9/500  
D639,659 S \* 6/2011 Biondich et al. .... D9/500  
D697,414 S \* 1/2014 Windelinckx ..... D9/538  
D708,522 S \* 7/2014 Santamaria et al. .... D9/500

(Continued)

(22) Filed: **Feb. 14, 2014**  
(51) **LOC (10) Cl.** ..... **09-01**  
(52) **U.S. Cl.**  
USPC ..... **D9/500**; D9/516  
(58) **Field of Classification Search**  
USPC ..... D9/500, 502–505, 516, 520, 530,  
D9/537–545, 548–550, 558, 715, 719;  
215/11.1, 370–371, 375, 379,  
215/381–384; 220/660, 669, 675  
CPC ..... B65D 1/00; B65D 1/02; B65D 1/0223;  
B65D 1/0284; B65D 23/00; B65D 23/001;  
B65D 83/00; B65D 91/00; B65D 91/02;  
B65D 2501/00; B65D 2501/0009  
See application file for complete search history.

FOREIGN PATENT DOCUMENTS

WO DM/058299 \* 9/2001

*Primary Examiner* — Dana L Meyrow  
(74) *Attorney, Agent, or Firm* — Parks Wood LLC; Collen A. Beard

(57) **CLAIM**

I claim the ornamental design for a bottle, as shown and described.

**DESCRIPTION**

FIG. 1 is a perspective view of a bottle in accordance with my new design;  
FIG. 2 is a front elevation view thereof;  
FIG. 3 is a rear elevation view thereof;  
FIG. 4 is a right-side elevation view thereof;  
FIG. 5 is a left-side elevation view thereof;  
FIG. 6 is a top plan view thereof; and,  
FIG. 7 is a bottom plan view thereof.

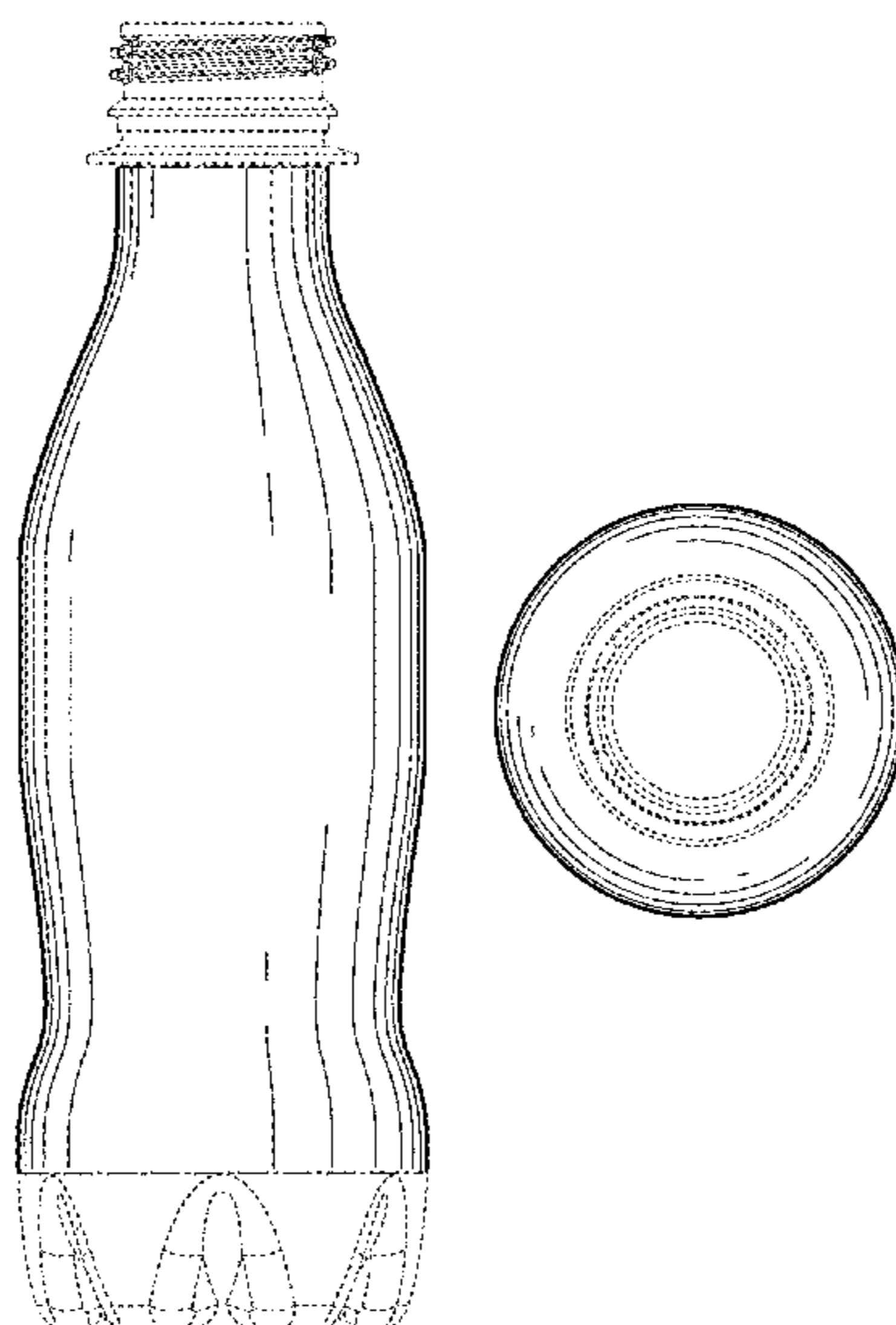
The evenly-dashed broken lines in the drawings illustrate the portions of the bottle that form no part of the claim. The dot-dash broken lines in the drawings define the bounds of the claim and form no part thereof.

**1 Claim, 4 Drawing Sheets**

(56) **References Cited**

U.S. PATENT DOCUMENTS

D133,559 S \* 8/1942 Meyer ..... D9/538  
3,871,541 A \* 3/1975 Adomaitis ..... 215/375  
D379,307 S \* 5/1997 Marriage ..... D9/503  
D383,677 S \* 9/1997 Darr ..... D9/520  
D399,424 S \* 10/1998 Young ..... D9/500  
D415,030 S \* 10/1999 Searle ..... D9/520  
6,467,620 B1 \* 10/2002 Heckman et al. .... 206/459.5  
D525,870 S \* 8/2006 Allen et al. .... D9/500  
D528,000 S \* 9/2006 Davis et al. .... D9/500  
D548,083 S \* 8/2007 Bourne ..... D9/502



# US D739,733 S

Page 2

---

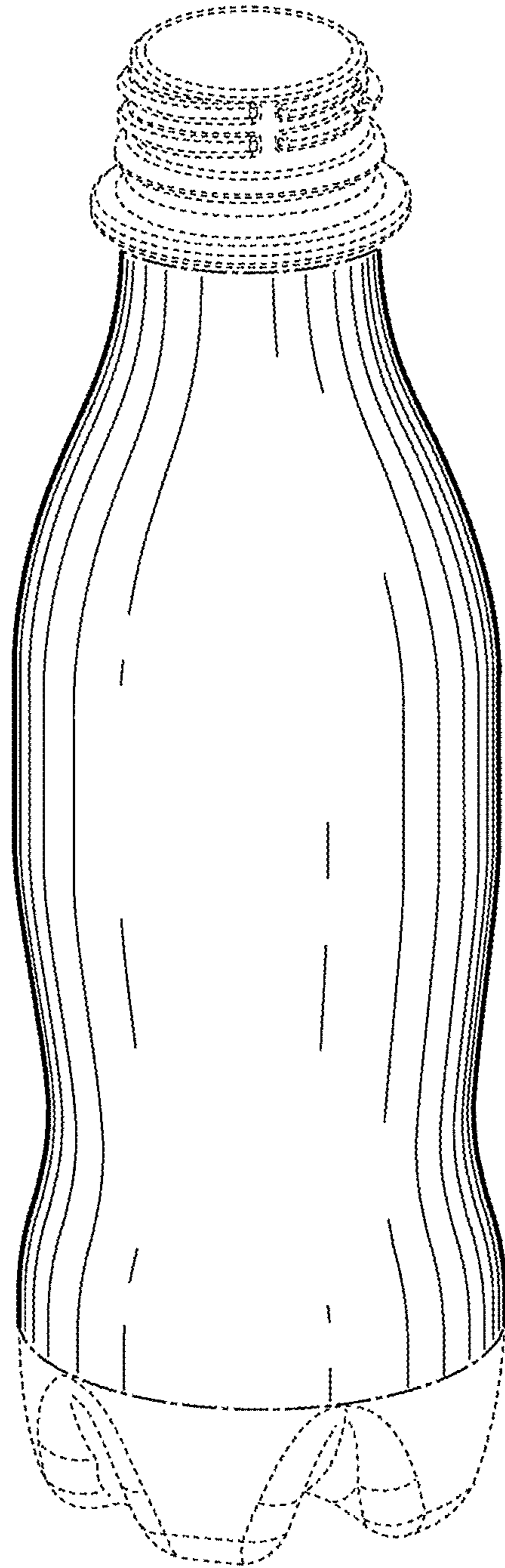
(56)

## References Cited

### U.S. PATENT DOCUMENTS

D710,206 S *	8/2014	Rajesh et al.	.....	D9/538	
D719,033 S *	12/2014	Kaddari	.....	D9/668	* cited by examiner
D723,371 S *	3/2015	Laib et al.	.....	D9/500	
D723,924 S *	3/2015	Laib et al.	.....	D9/500	
2008/0257855 A1 *	10/2008	Patel	.....	215/370	

FIG. 1



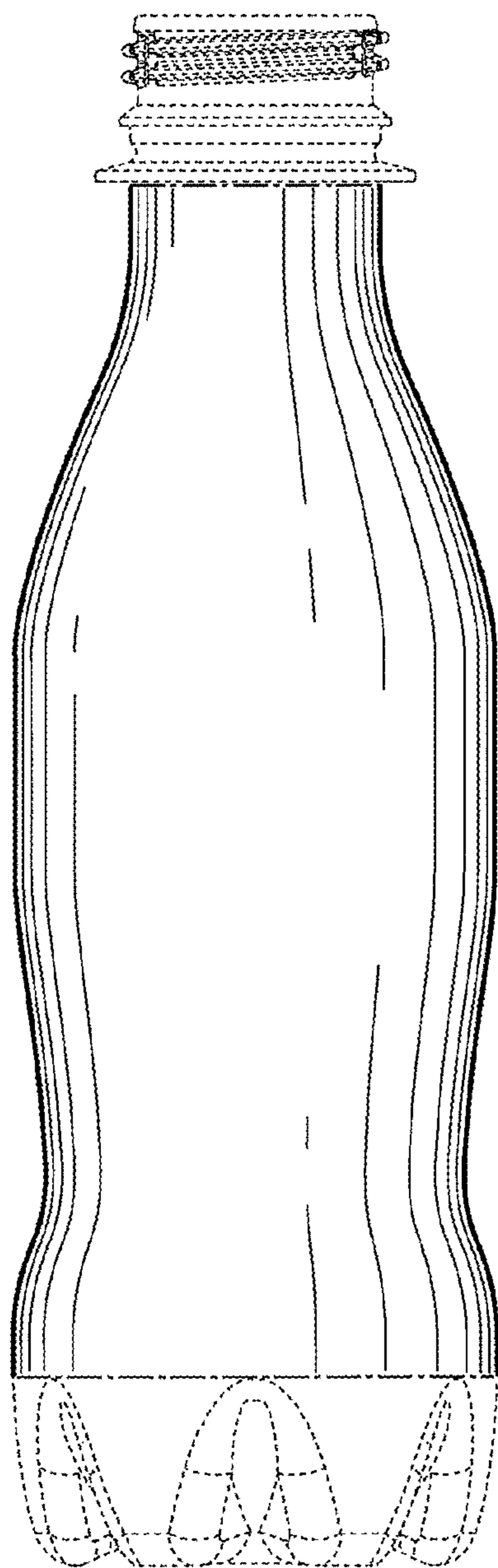


FIG. 2

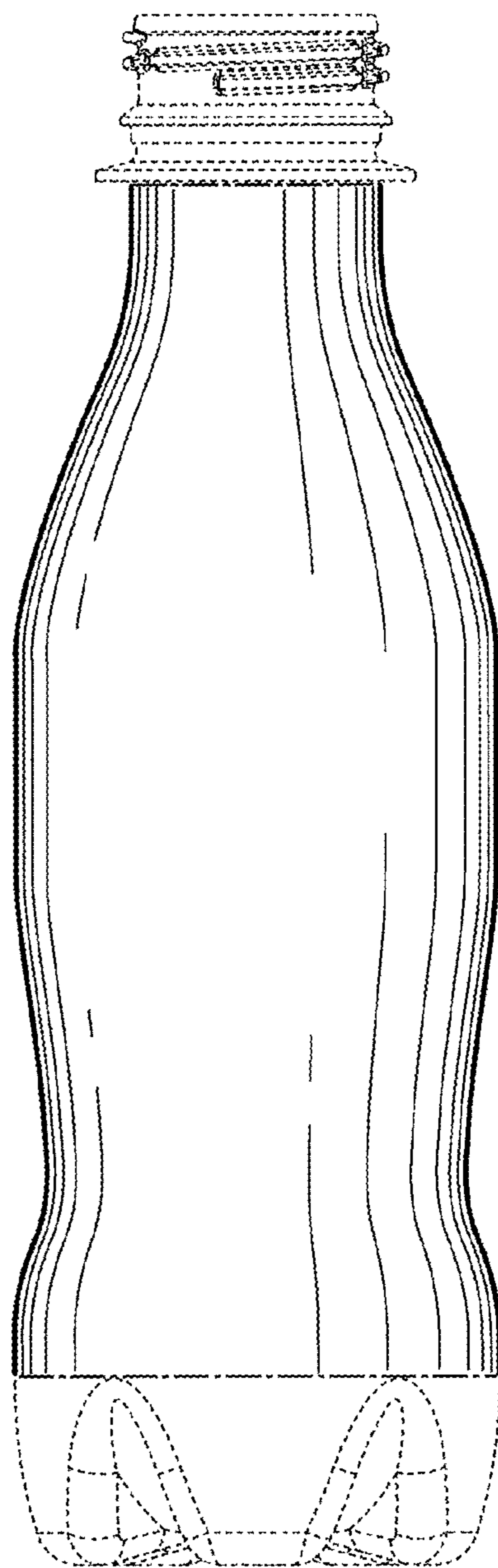


FIG. 3



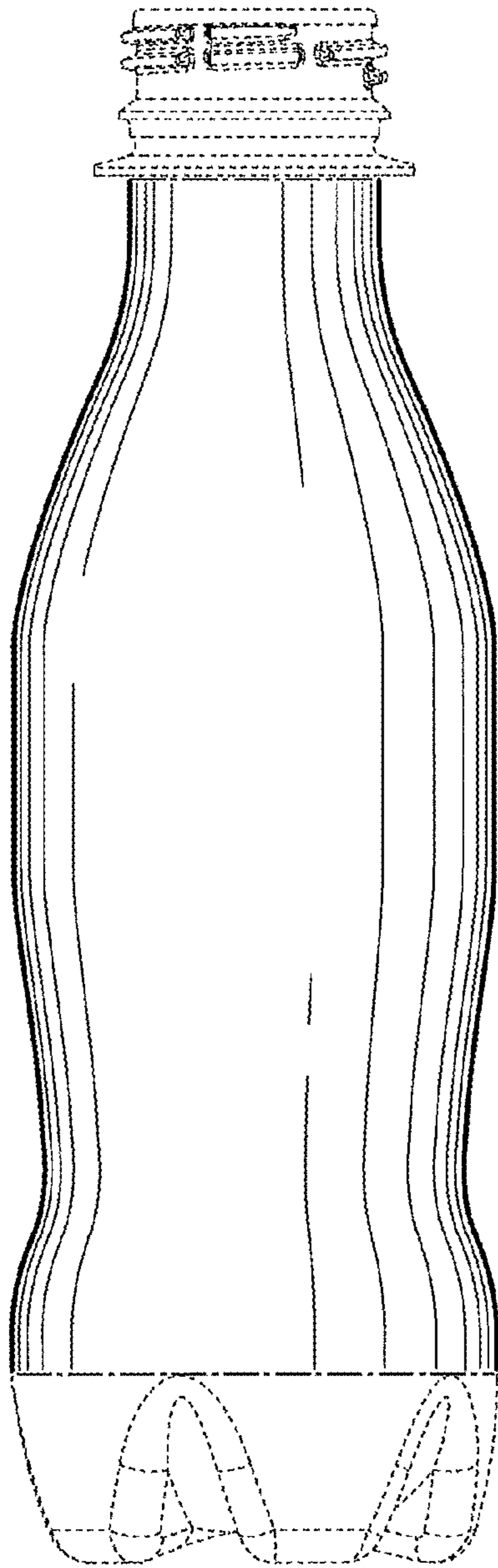


FIG. 4

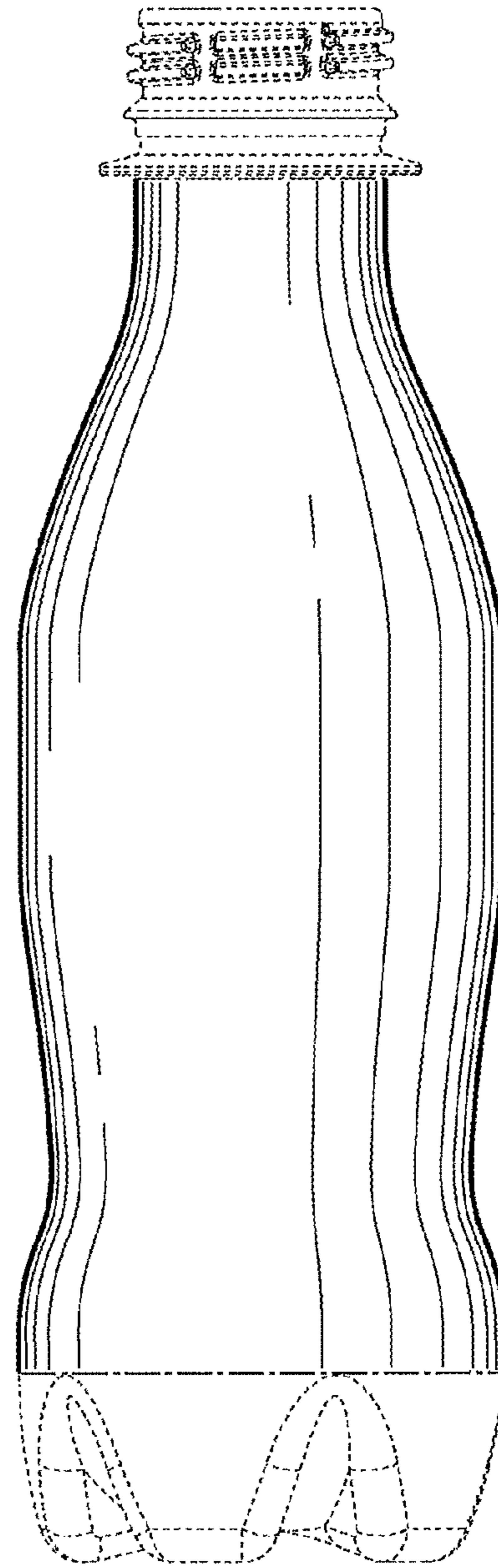


FIG. 5

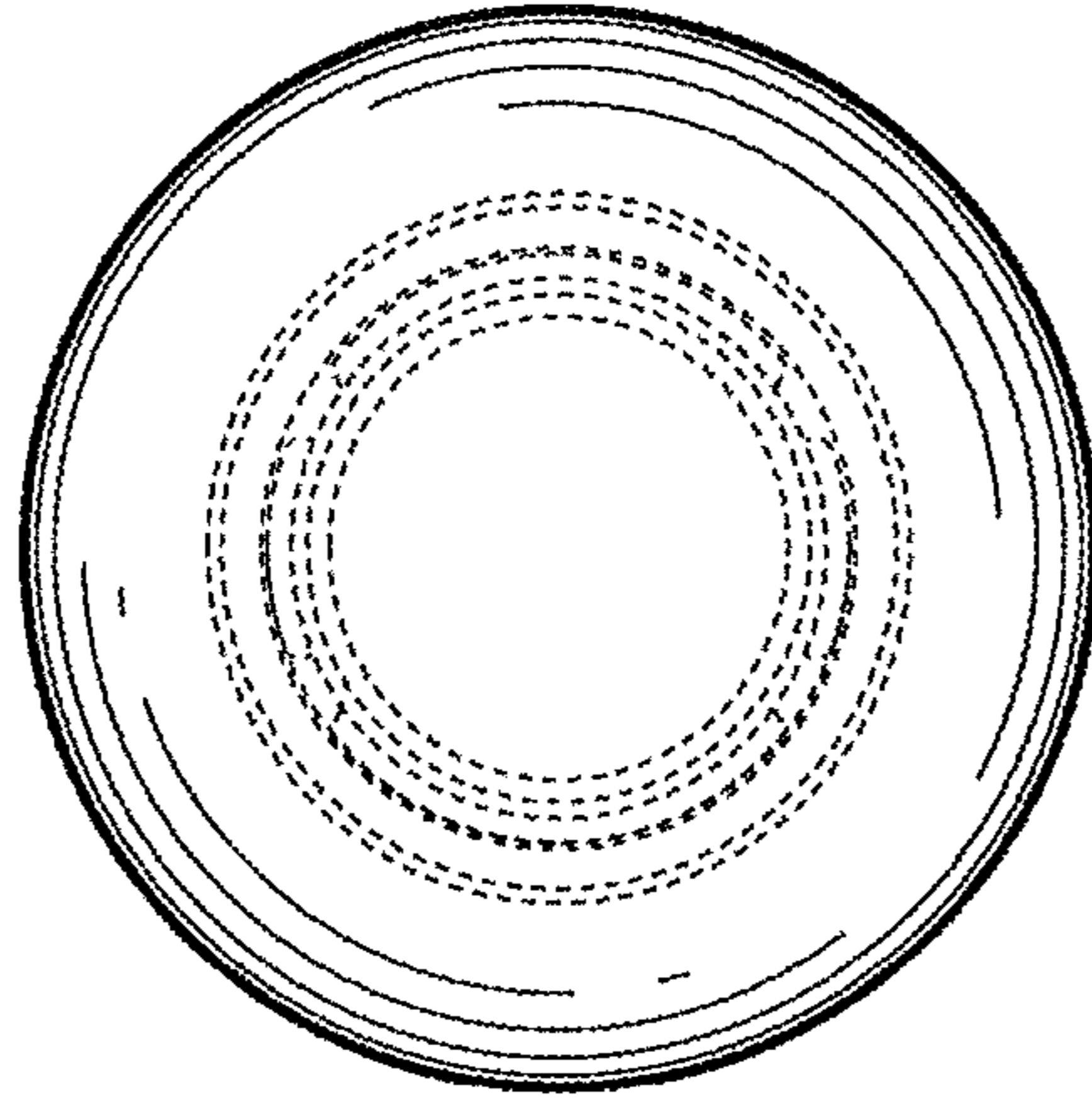


FIG. 6




FIG. 7