

US00D739731S

(12) **United States Design Patent**
Jones

(10) **Patent No.:** **US D739,731 S**
(45) **Date of Patent:** **** Sep. 29, 2015**

(54) **METAL BEVERAGE BOTTLE**

(71) Applicant: **Anheuser-Busch, LLC**, St. Louis, MO (US)

(72) Inventor: **Stephen Jones**, St. Louis, MO (US)

(73) Assignee: **Anheuser-Busch, LLC**, St. Louis, MO (US)

(**) Term: **14 Years**

(21) Appl. No.: **29/468,864**

(22) Filed: **Oct. 3, 2013**

(51) **LOC (10) Cl.** **09-01**

(52) **U.S. Cl.**
USPC **D9/500**

(58) **Field of Classification Search**
USPC D9/500, 502-505, 516, 529-530,
D9/537-541, 544-545, 549, 558, 682,
D9/685-686, 688-691, 715, 719, 724,
D9/763-764, 772, 776-777; D7/300,
D7/300.1, 598; D24/197; 215/379, 381;
220/660, 662, 675
CPC B65D 1/00; B65D 1/02; B65D 1/12;
B65D 1/14; B65D 1/16; B65D 1/165; B65D
23/00; B65D 81/00; B65D 2501/00; B65D
2501/0009

See application file for complete search history.

(56) **References Cited**

U.S. PATENT DOCUMENTS

D33,364 S * 10/1900 Lindemeyr D9/545
872,671 A 12/1907 Nash
1,079,403 A * 11/1913 Crecelius 215/266
1,944,527 A 1/1934 Pfaendler
2,047,076 A 7/1936 Kronquest

(Continued)

FOREIGN PATENT DOCUMENTS

BE 376464 A 11/1931
BR PI19509811-9 10/1997

(Continued)

OTHER PUBLICATIONS

“Alcoa RPD: About Alcoa Rigid Packaging: How aluminum cans are made” http://www.alcoa.com/rigid_packaging/en/info_page/making_cans.asp#, retrieved Sep. 30, 2014.

(Continued)

Primary Examiner — Dana L Meyrow

(74) *Attorney, Agent, or Firm* — Gardere Wynne Sewell LP

(57) **CLAIM**

The ornamental design for a metal beverage bottle, as shown and described.

DESCRIPTION

FIG. 1 is a perspective view of the metal beverage bottle of the present invention.

FIG. 2 is an elevation view of the bottle of FIG. 1, the bottle being otherwise symmetrical about its longitudinal axis.

FIG. 3 is a top plan view of the bottle of FIG. 1.

FIG. 4 is a bottom plan view of the bottle of FIG. 1.

FIG. 5 is a perspective view of the metal beverage bottle of the present invention with a cap attached to the bottle.

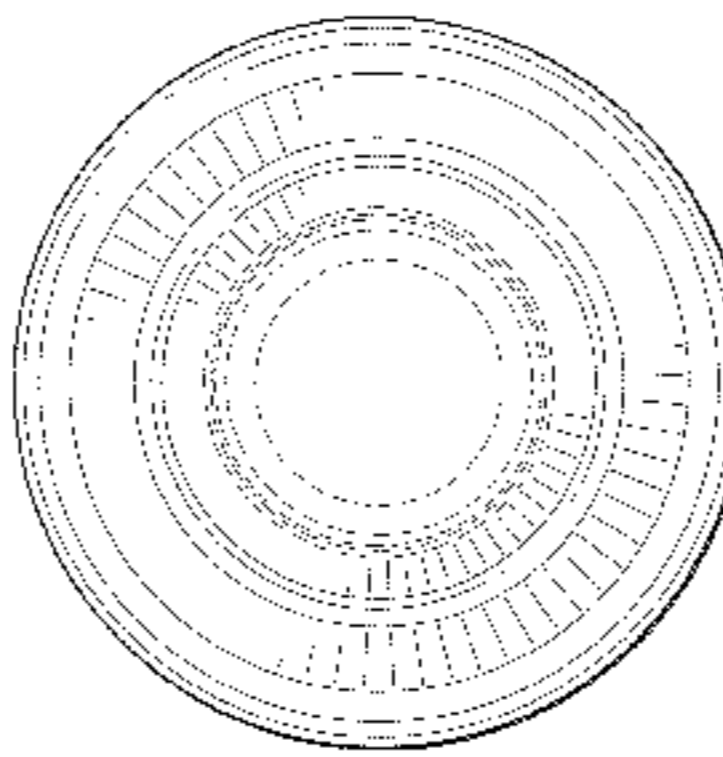
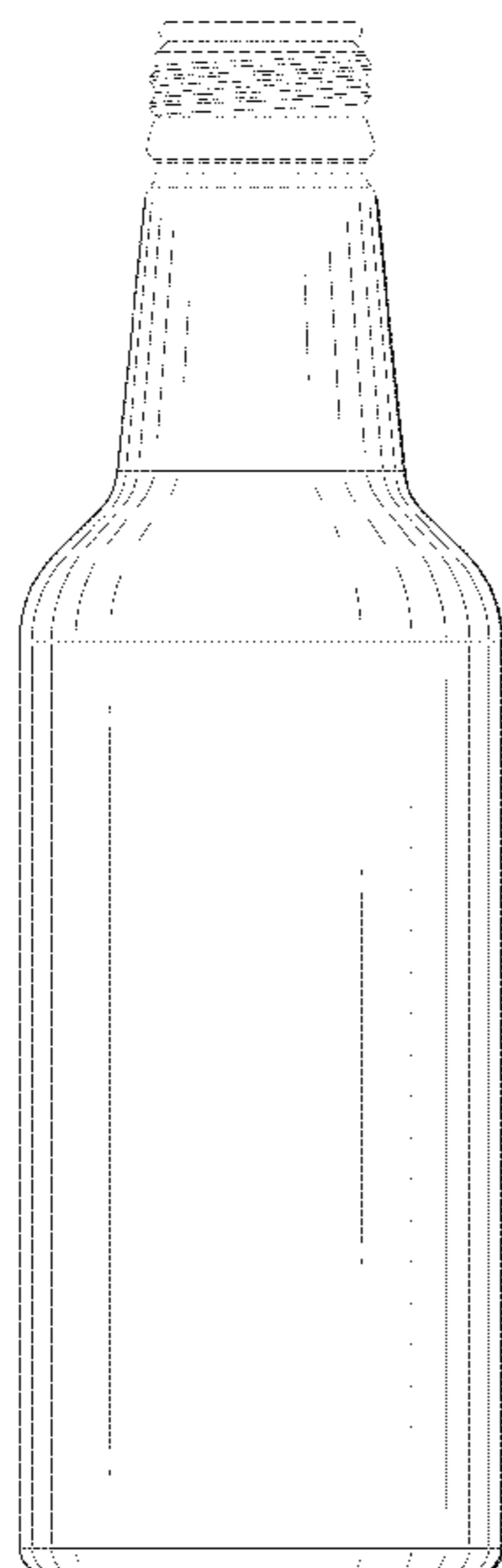
FIG. 6 is an elevation view of the bottle of FIG. 5, the bottle being otherwise symmetrical about its longitudinal axis.

FIG. 7 is a top plan view of the bottle of FIG. 5; and,

FIG. 8 is a bottom plan view of the bottle of FIG. 5.

The broken lines in the drawings showing the pour spout, cap and bottom surface illustrate the portions of the design that form no part of the claim.

1 Claim, 6 Drawing Sheets



(56)

References Cited

U.S. PATENT DOCUMENTS

2,337,616 A 12/1943 McManus et al.
 2,367,300 A 1/1945 McManus et al.
 2,649,999 A 8/1953 Burch
 2,818,990 A 1/1958 Sommerfield
 2,829,802 A 4/1958 Paull
 2,866,581 A 12/1958 Henchert
 2,965,964 A 12/1960 Loew
 3,518,339 A 6/1970 Goff
 3,577,753 A 5/1971 Shah et al.
 3,696,657 A 10/1972 Maytag
 3,746,198 A 7/1973 Howland
 3,845,653 A 11/1974 Hilgenbrink
 3,919,871 A 11/1975 Andrasev et al.
 3,924,437 A 12/1975 Hortig
 3,995,572 A 12/1976 Saunders
 4,148,208 A 4/1979 Maeder
 4,300,375 A 11/1981 Maeder et al.
 4,313,545 A 2/1982 Maeda
 4,431,112 A 2/1984 Yamaguchi
 4,472,219 A 9/1984 Taira et al.
 4,500,575 A 2/1985 Taira et al.
 4,554,815 A 11/1985 Weishalla
 4,610,366 A 9/1986 Estes et al.
 4,685,322 A 8/1987 Clowes
 D301,203 S * 5/1989 Jolly et al. D9/500
 4,843,863 A 7/1989 Grims et al.
 4,852,377 A 8/1989 Mikas et al.
 4,947,627 A 8/1990 Scheidegger
 4,964,538 A 10/1990 Nimmey et al.
 5,009,901 A 4/1991 Byrne
 5,016,463 A 5/1991 Johansson et al.
 5,293,765 A 3/1994 Nussbaum-Pogacnik
 D346,329 S 4/1994 Biesecker, II
 5,335,532 A 8/1994 Mueller et al.
 5,355,710 A 10/1994 Diekhoff
 5,477,722 A 12/1995 Dziejdzic et al.
 5,555,761 A 9/1996 Lavy
 5,557,963 A 9/1996 Diekhoff
 5,704,240 A 1/1998 Jordan
 5,718,352 A 2/1998 Diekhoff et al.
 5,775,160 A 7/1998 Fleischer et al.
 5,778,723 A 7/1998 Diekhoff
 5,822,843 A 10/1998 Diekhoff et al.
 D414,238 S * 9/1999 Kupperman D22/146
 5,978,773 A 11/1999 Hudetz et al.
 6,010,028 A 1/2000 Jordan et al.
 6,199,048 B1 3/2001 Hudetz et al.
 D531,048 S * 10/2006 Krause D9/652
 D564,881 S * 3/2008 Chupak D9/500
 7,383,209 B2 6/2008 Hudetz et al.
 D592,060 S * 5/2009 Chupak D9/500
 D600,556 S * 9/2009 Chupak D9/500
 D608,204 S * 1/2010 Caroen et al. D9/503
 7,726,165 B2 6/2010 Myers et al.
 7,765,126 B2 7/2010 Hudetz et al.
 7,805,970 B2 10/2010 Woulds
 7,934,410 B2 5/2011 Myers et al.
 7,954,354 B2 6/2011 Myers et al.

D646,165 S * 10/2011 Chupak D9/500
 D646,166 S * 10/2011 Chupak D9/500
 8,131,597 B2 3/2012 Hudetz et al.
 D656,822 S * 4/2012 Jacober D9/500
 D669,356 S * 10/2012 Jacober D9/500
 D670,167 S * 11/2012 Winter et al. D9/503
 8,322,183 B2 12/2012 Myers et al.
 D675,527 S * 2/2013 Rogers et al. D9/503
 8,511,125 B2 8/2013 Reimer et al.
 D696,116 S * 12/2013 Jacober et al. D9/500
 D696,946 S * 1/2014 Hines D9/500
 D706,634 S * 6/2014 Herman et al. D9/500
 D722,508 S * 2/2015 Hirsberg D9/764
 D725,471 S * 3/2015 Jacober et al. D9/500
 D725,472 S * 3/2015 Jacober et al. D9/500
 2014/0000333 A1 1/2014 Farnham

FOREIGN PATENT DOCUMENTS

BR PI0712097-4 12/2011
 BR PI0713658-7 10/2012
 BR PI0713779-6 10/2012
 BR PI0722419-2 12/2012
 CA 2205798 A1 5/1996
 CA 2651778 A1 11/2007
 CA 2655908 A1 1/2008
 CA 2655925 A1 1/2008
 CA 2748426 A1 1/2008
 CA 2807696 A1 2/2012
 CN 101479057 A 7/2009
 CN 101479058 A 7/2009
 CN 101484256 A 7/2009
 CN 101934320 A 1/2011
 CN 102581166 A 7/2012
 EP 0079136 A1 5/1983
 EP 0510291 A1 10/1992
 EP 0549987 A1 7/1993
 EP 146 1262 A1 9/2004
 FR 633497 A 1/1928
 FR 2688431 A1 9/1993
 GB 548274 A 10/1942
 WO DM/062281 * 12/2002
 WO DM/063368 * 4/2003
 WO WO-2007/124792 A1 11/2007

OTHER PUBLICATIONS

“Ball to Manufacture Reclosable Alumi-Tek™ Aluminum Beverage Bottles”, Article, PR Newswire, <http://www.prnewswire.com/news-releases/ball-to-manufacture-reclosable-alumi-tek™-aluminum-beverage-bottles-56532712.html>, retrieved Sep. 30, 2014.
 “Constitutive Behavior of As-Cast AA1050, AA3104, and AA5182,” W.M. Van Haften, et al., Metallurgical and Materials Transactions A, vol. 33A, Jul. 2012, pp. 1971-1980.
 “Effect of strain rates on tensile and work hardening properties for Al-Zn magnesium alloys” A L Noradila, et al., IOP Conf. Series: Materials Science and Engineering 46 (2013) 012031.
 “Tensile Properties and Work Hardening Behavior of Laser-Welded Dual-Phase Steel Joints,” N. Farabi, et al., Jun. 27, 2010, Journal of Materials Engineering and Performance, vol. 21(2) Feb. 2012.

* cited by examiner

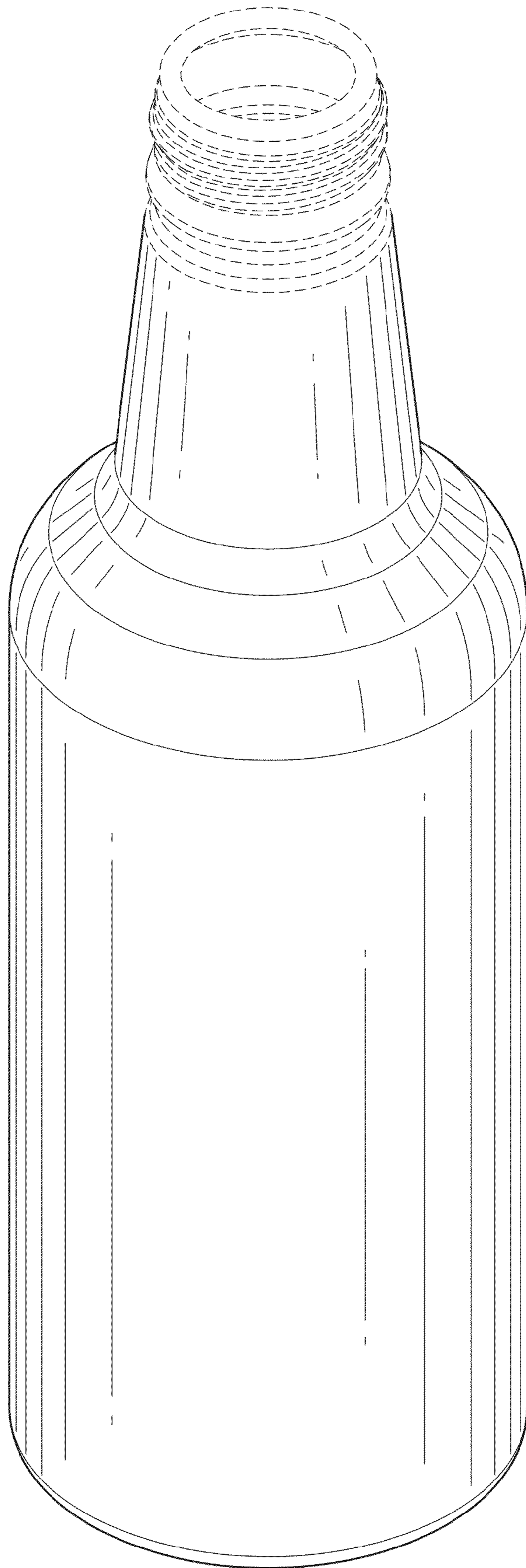


FIG. 1

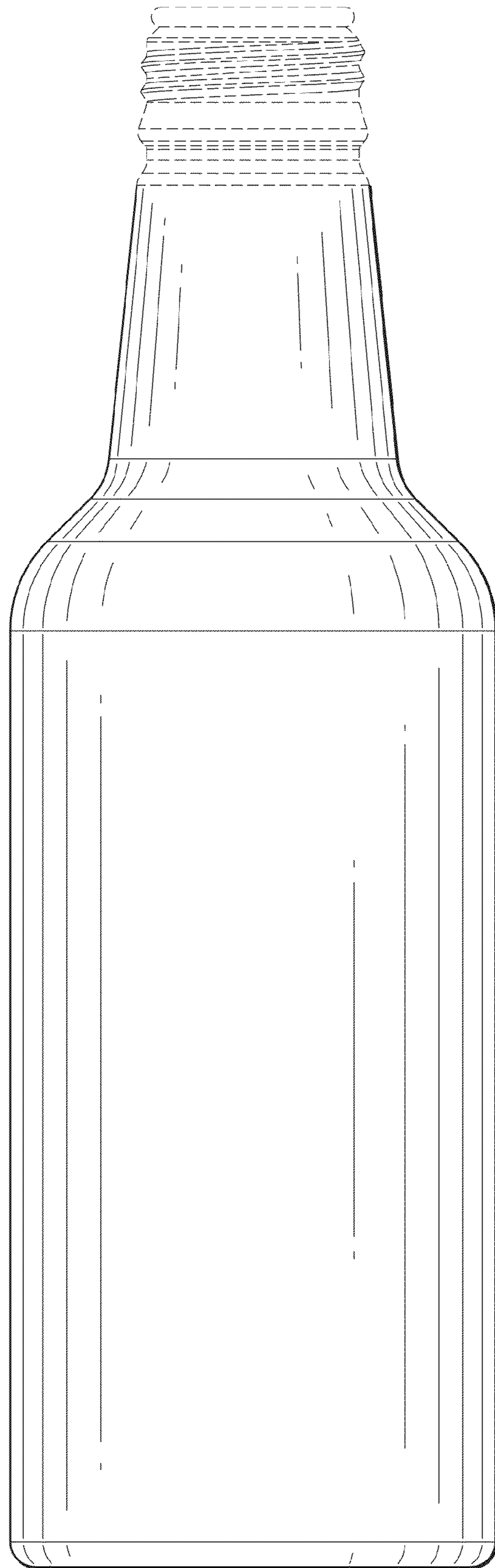


FIG. 2

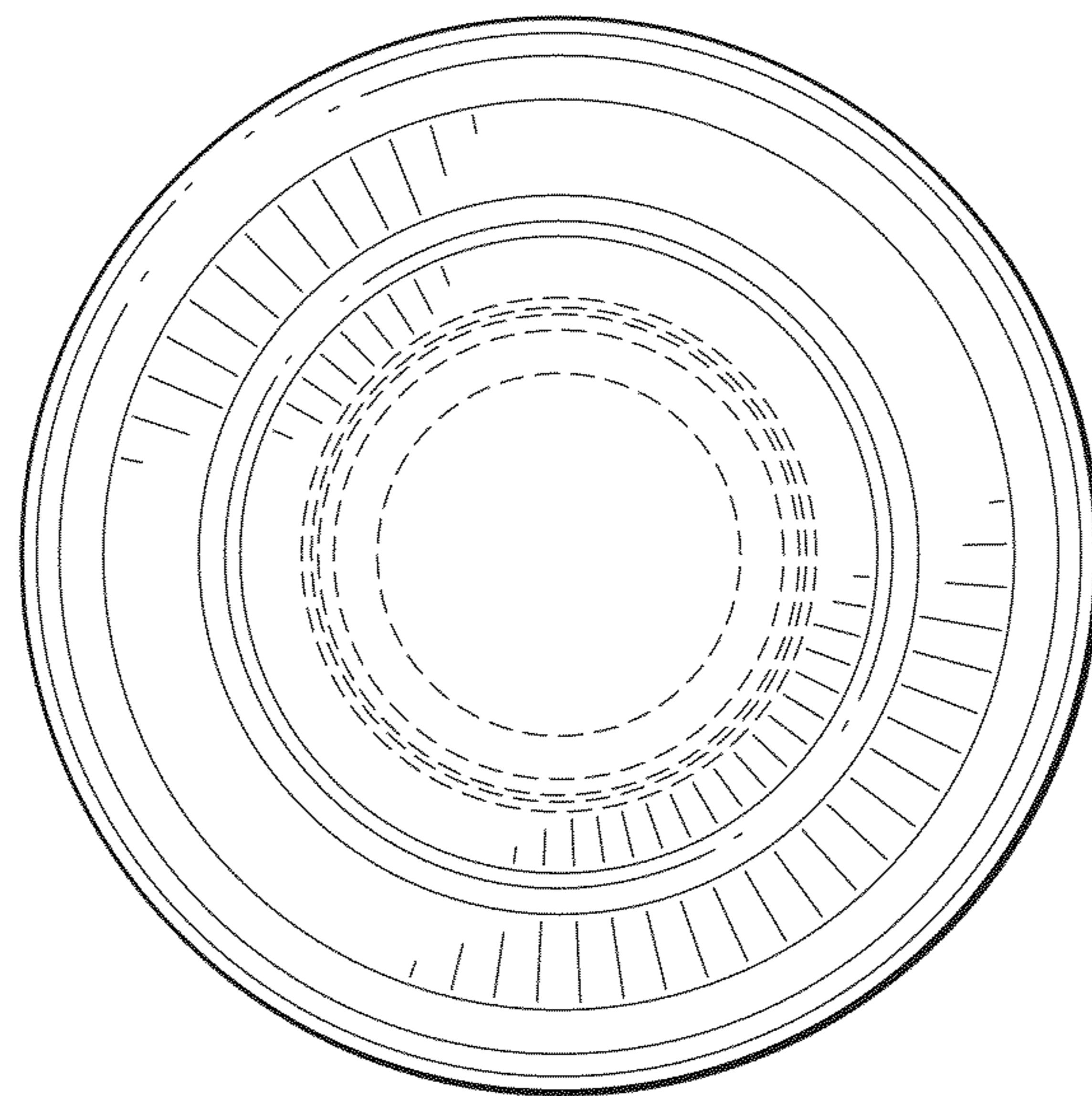


FIG. 3

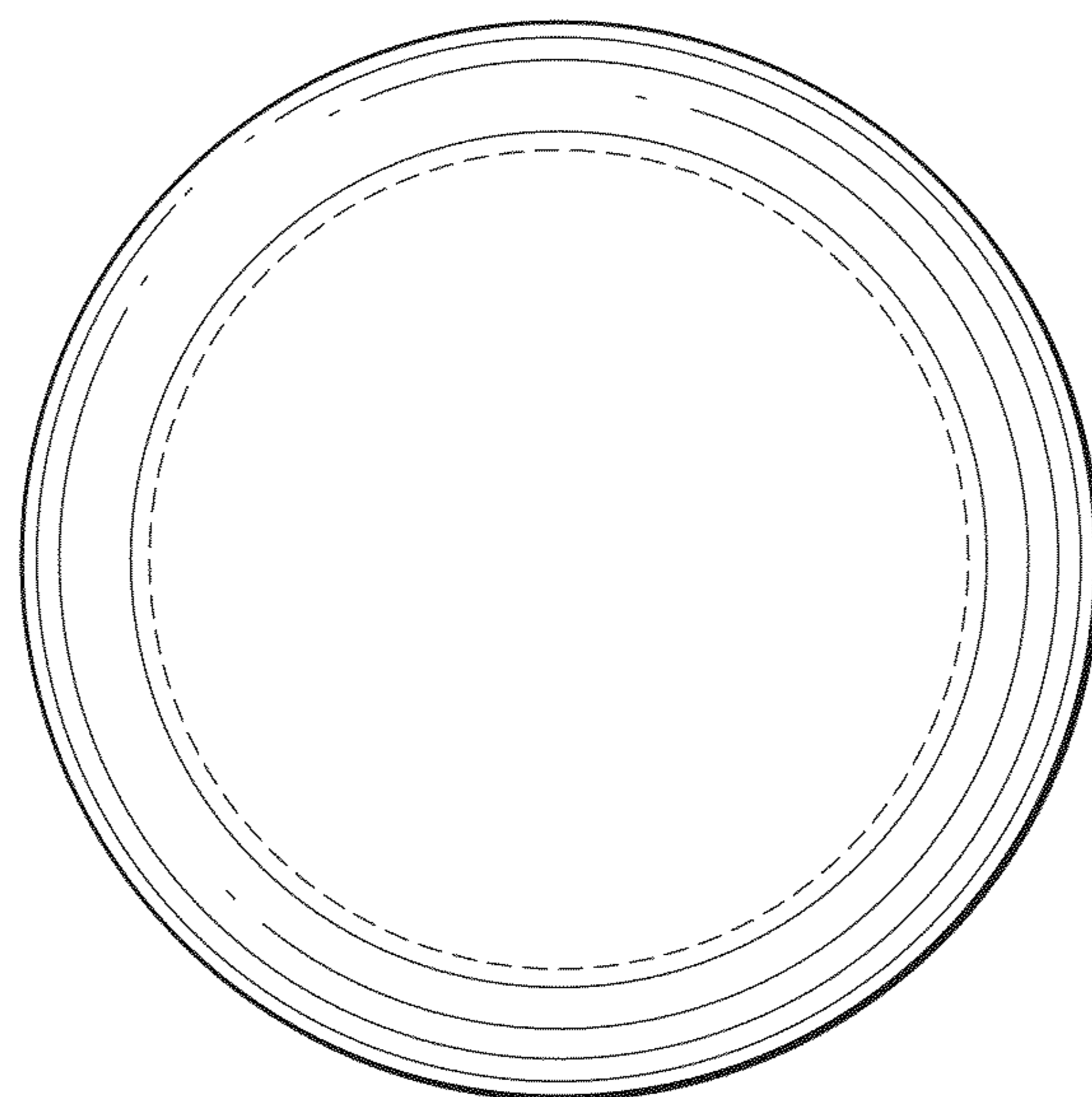


FIG. 4

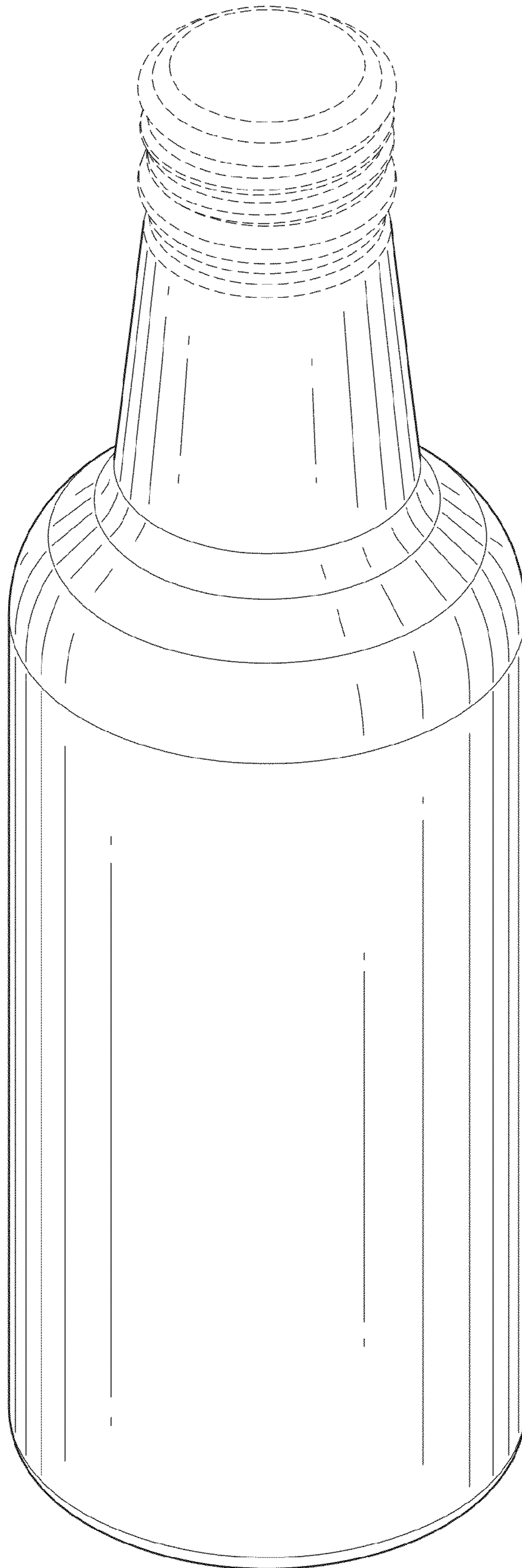


FIG. 5

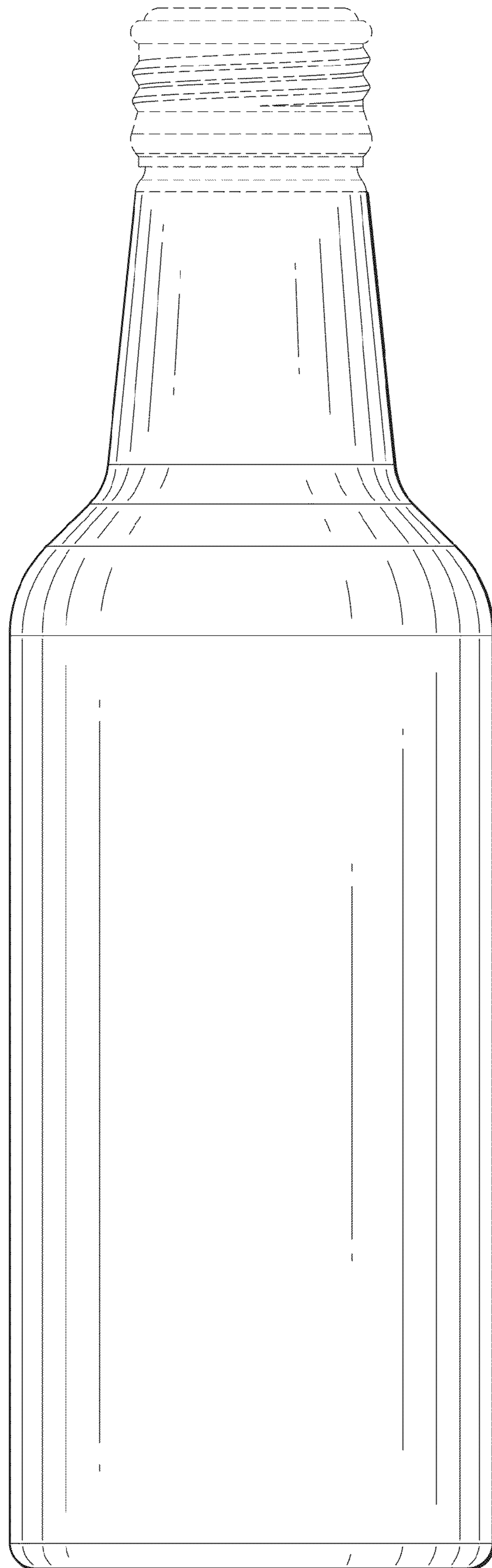


FIG. 6

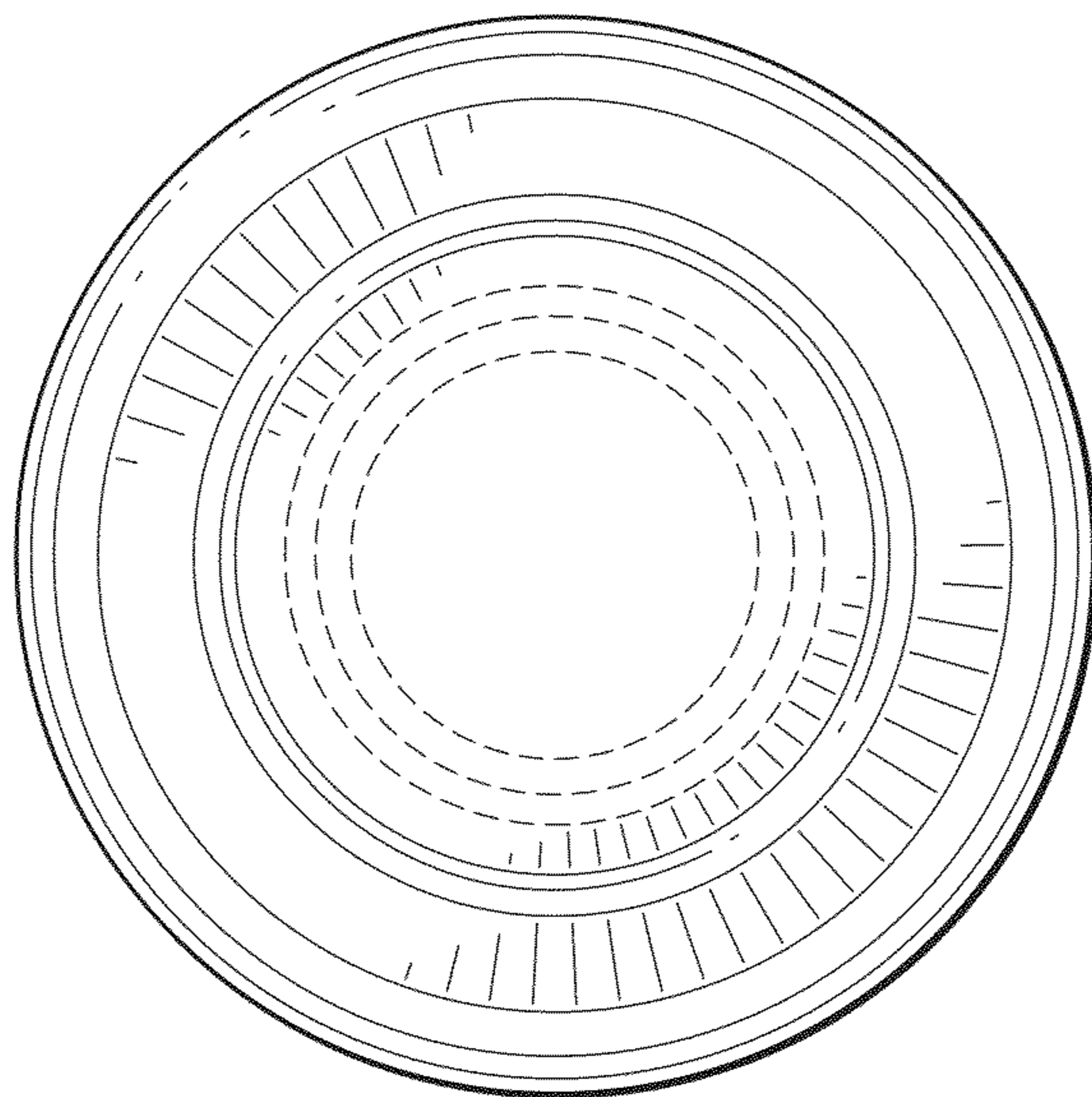


FIG. 7

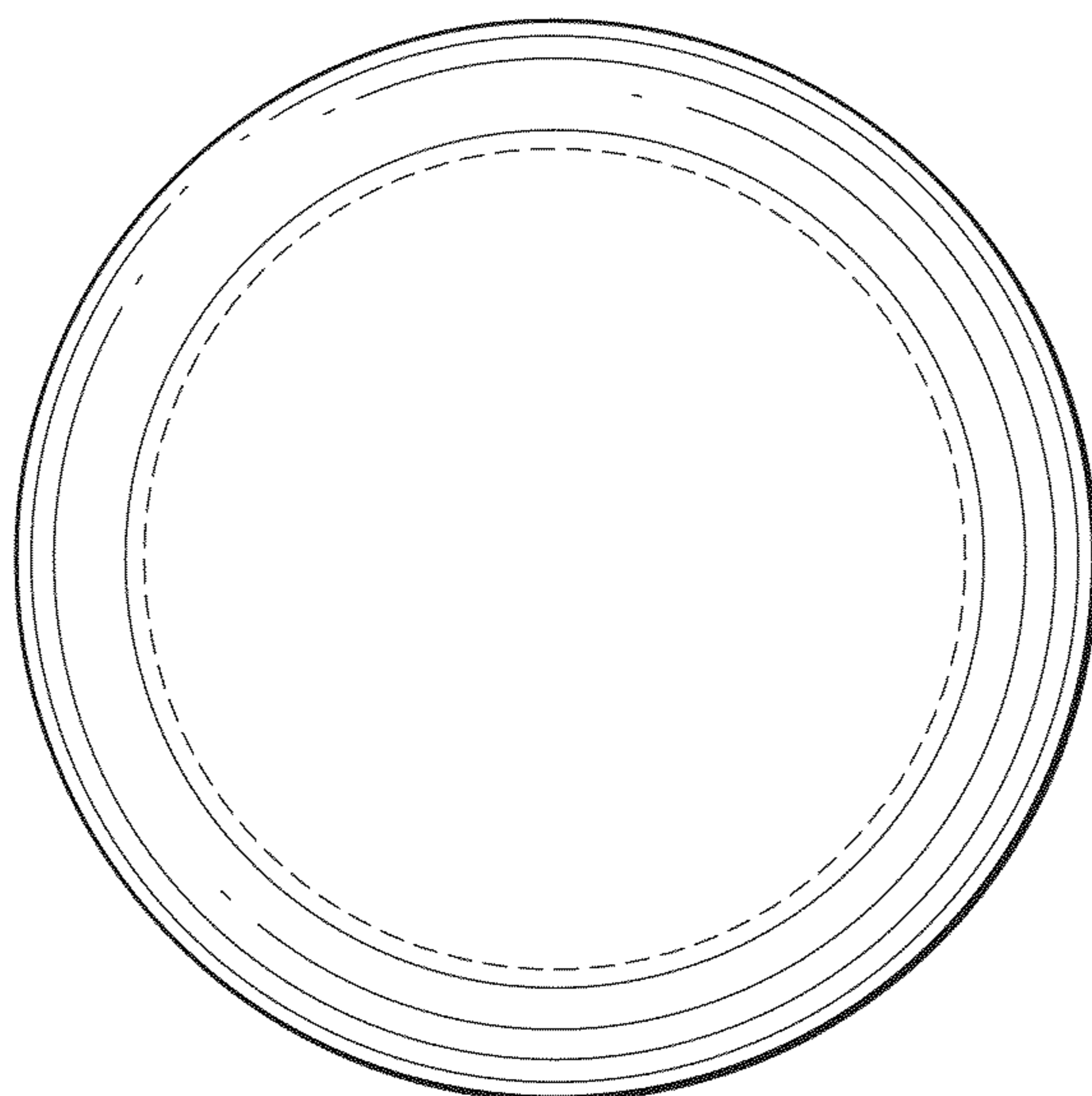


FIG. 8