



US00D739730S

(12) **United States Design Patent**
Marotti

(10) **Patent No.:** **US D739,730 S**

(45) **Date of Patent:** **** Sep. 29, 2015**

(54) **TOOTHPASTE PACKAGE**

(71) Applicant: **The Procter & Gamble Company,**
Cincinnati, OH (US)

(72) Inventor: **Martin Jay Marotti,** Carmel, IN (US)

(73) Assignee: **THE PROCTER & GAMBLE**
COMPANY, Cincinnati, OH (US)

(**) Term: **14 Years**

(21) Appl. No.: **29/455,834**

(22) Filed: **May 24, 2013**

(51) **LOC (10) Cl.** **09-01**

(52) **U.S. Cl.**
USPC **D9/500; D9/521**

(58) **Field of Classification Search**

USPC D9/434–435, 447, 449, 454, 500,
D9/503–504, 516, 521, 529, 549, 558, 575,
D9/695, 697, 699, 715, 719; D28/76,
D28/85–86, 89–90; 215/379, 381–382;
220/660, 669, 675
CPC B65D 1/00; B65D 1/02; B65D 1/0223;
B65D 23/00; B65D 81/00; B65D 83/00;
B65D 2501/00; B65D 2501/0009; B65D
2501/0081

See application file for complete search history.

(56) **References Cited**

U.S. PATENT DOCUMENTS

3,021,946 A * 2/1962 Harris 401/61
D262,438 S * 12/1981 Sears et al. D9/726
D306,265 S * 2/1990 Leebeek D9/435
D386,687 S * 11/1997 Fitten et al. D9/504
D387,988 S * 12/1997 Fitten et al. D9/504
D392,189 S * 3/1998 Nash et al. D9/520
D403,965 S * 1/1999 Bright et al. D9/503
D440,494 S * 4/2001 Sagel et al. D9/450
D450,585 S * 11/2001 Kamata D9/449
D611,195 S * 3/2010 Gieux D28/7

D636,678 S * 4/2011 Baird et al. D9/500
D666,096 S * 8/2012 Cummings et al. D9/449
D666,097 S * 8/2012 Cummings et al. D9/449
D666,098 S * 8/2012 Cummings et al. D9/449
D666,099 S * 8/2012 Cummings et al. D9/449
D666,492 S * 9/2012 Cummings et al. D9/449
D666,493 S * 9/2012 Cummings et al. D9/449

* cited by examiner

Primary Examiner — Dana L Meyrow

(74) *Attorney, Agent, or Firm* — James E. Oehlenschlaeger

(57) **CLAIM**

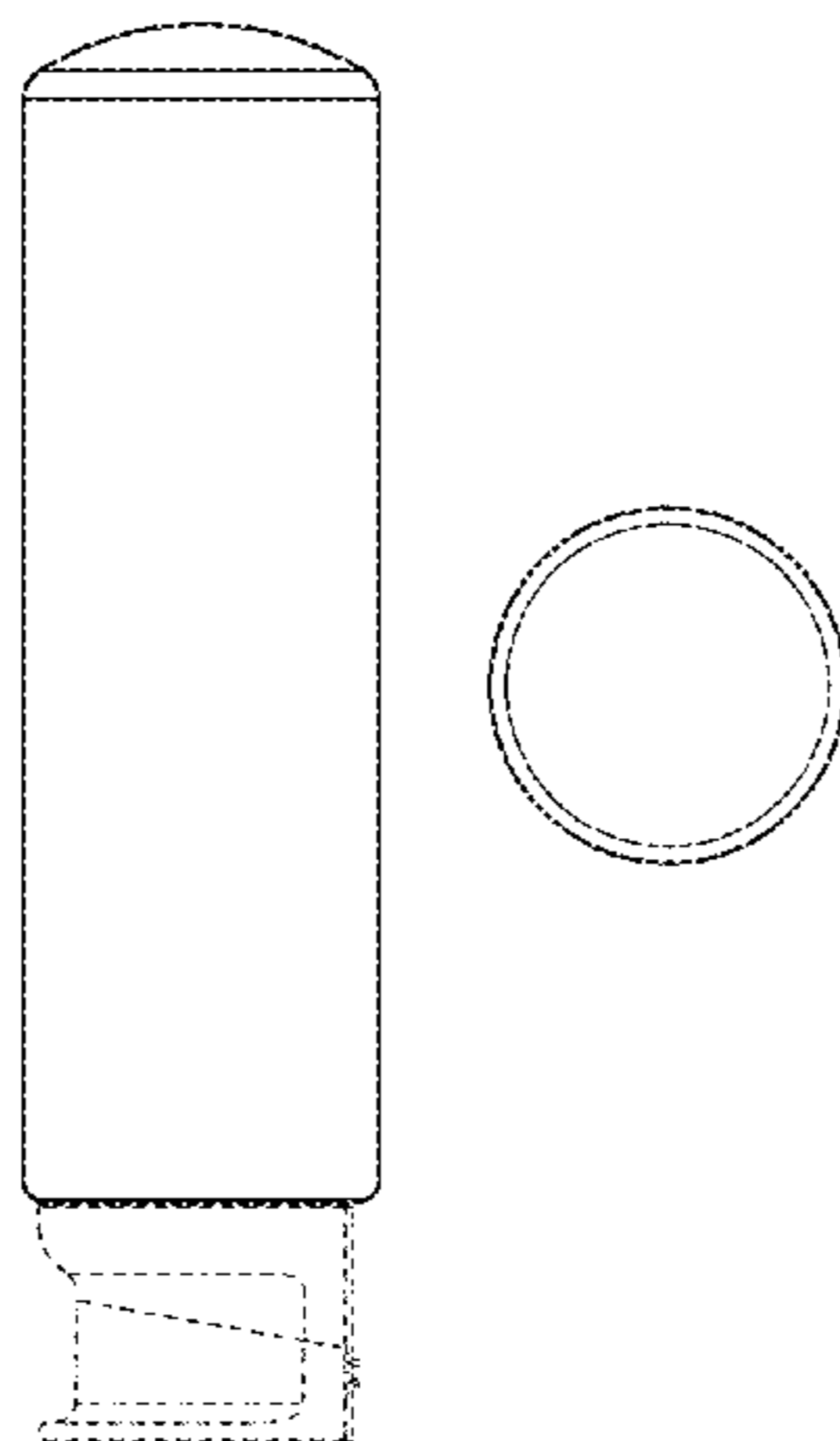
The ornamental design for toothpaste package, as shown and described.

DESCRIPTION

FIG. 1 is a perspective view of a toothpaste package showing our new design;
FIG. 2 is a front view of the toothpaste package as shown in FIG. 1;
FIG. 3 is a right side view of the toothpaste package as shown in FIG. 1;
FIG. 4 is a back view of the toothpaste package as shown in FIG. 1;
FIG. 5 is a left side view of the toothpaste package as shown in FIG. 1;
FIG. 6 is a top view of the toothpaste package as shown in FIG. 1;
FIG. 7 is a bottom view of the toothpaste package as shown in FIG. 1;
FIG. 8 is a perspective view of a toothpaste package showing our new design;
FIG. 9 is a front view of the toothpaste package as shown in FIG. 8;
FIG. 10 is a right side view of the toothpaste package as shown in FIG. 8;
FIG. 11 is a back view of the toothpaste package as shown in FIG. 8;
FIG. 12 is a left side view of the toothpaste package as shown in FIG. 8;
FIG. 13 is a top view of the toothpaste package as shown in FIG. 8; and,
FIG. 14 is a bottom view of the toothpaste package as shown in FIG. 8.

The broken lines shown are for illustrative purposes only and form no part of the claimed design.

1 Claim, 6 Drawing Sheets






Fig. 1




Fig. 2




Fig. 3




Fig. 4




Fig. 5

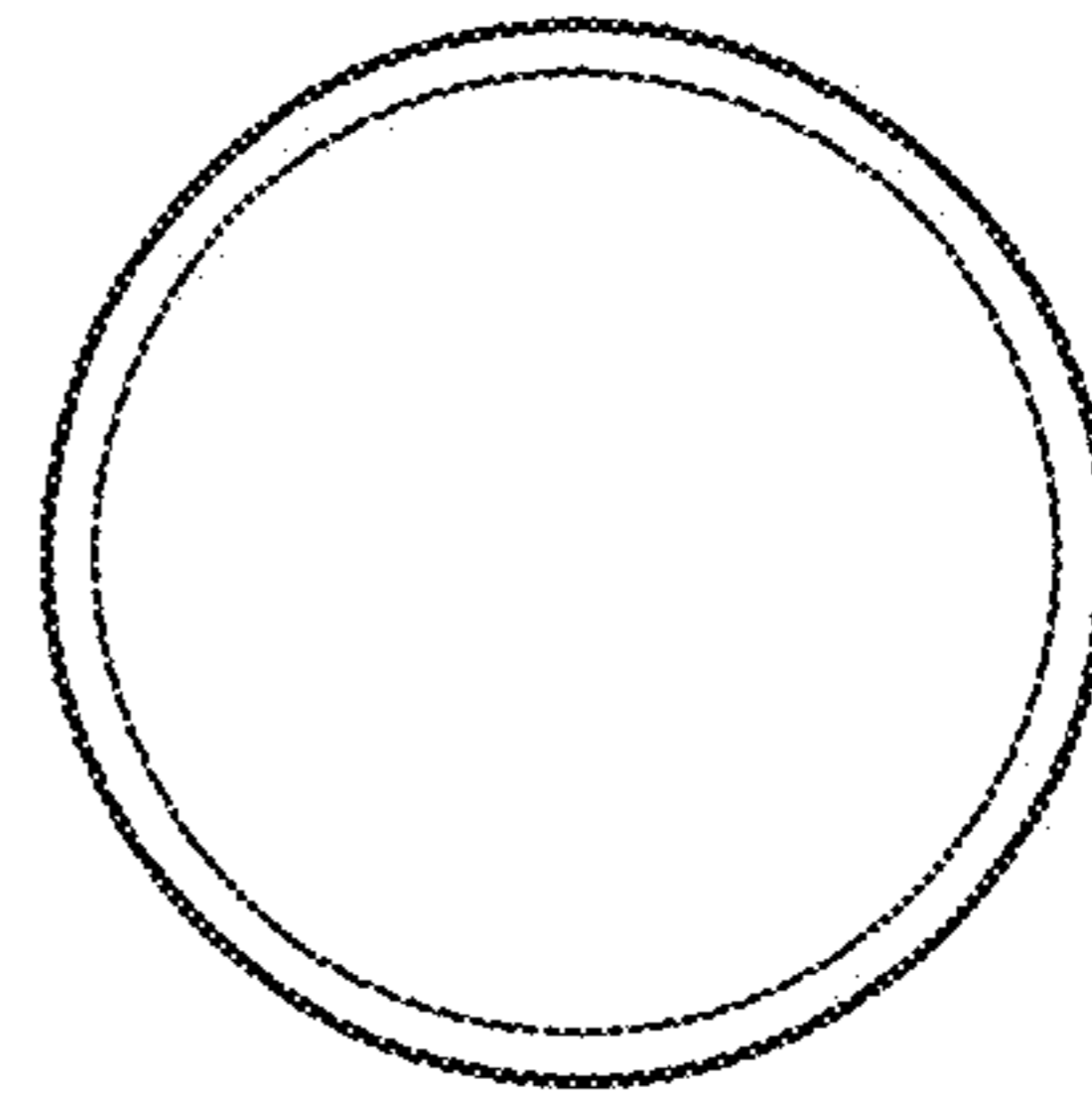


Fig. 6

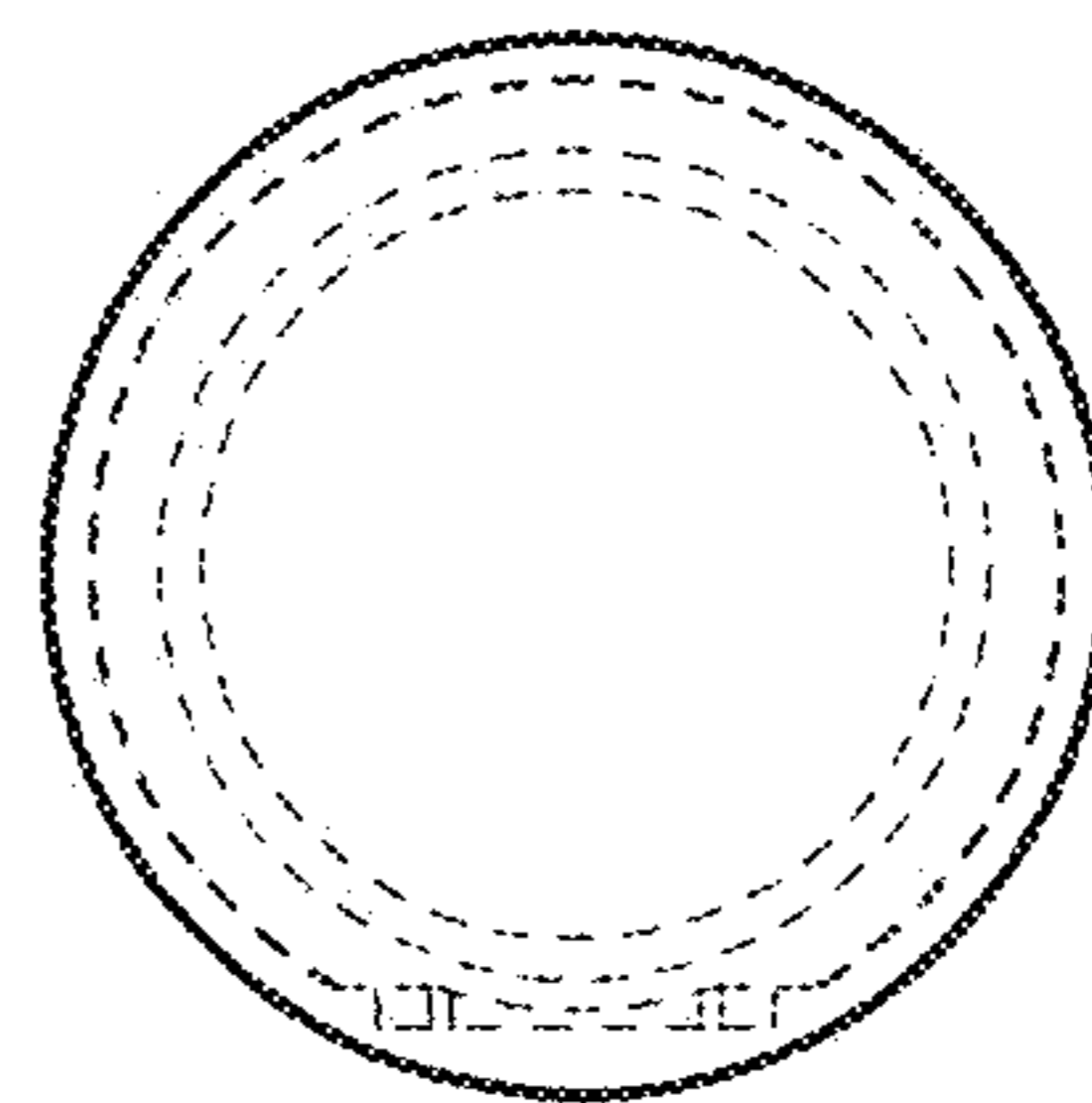


Fig. 7




Fig. 8




Fig. 9




Fig. 10




Fig. 11




Fig. 12

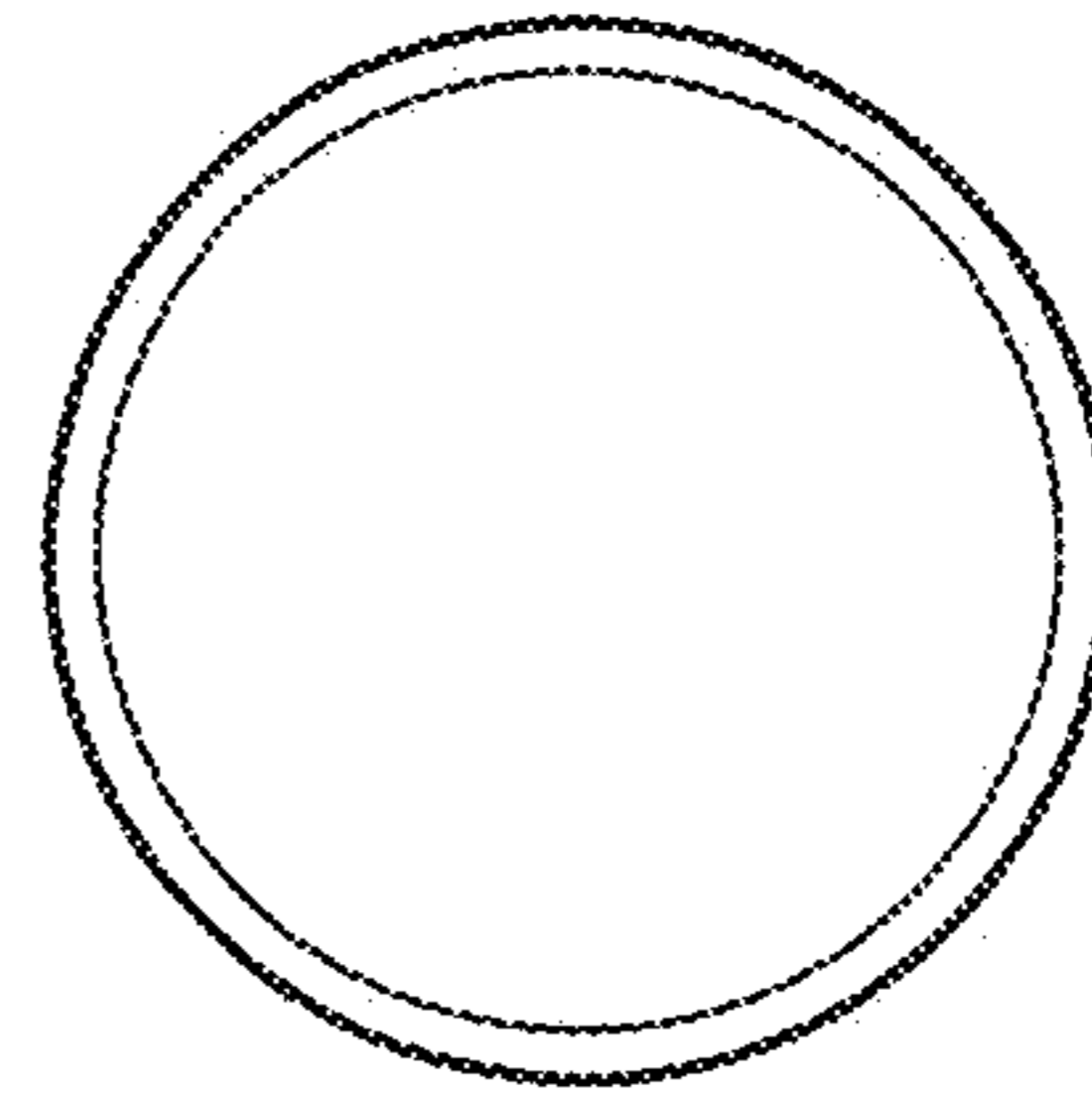


Fig. 13

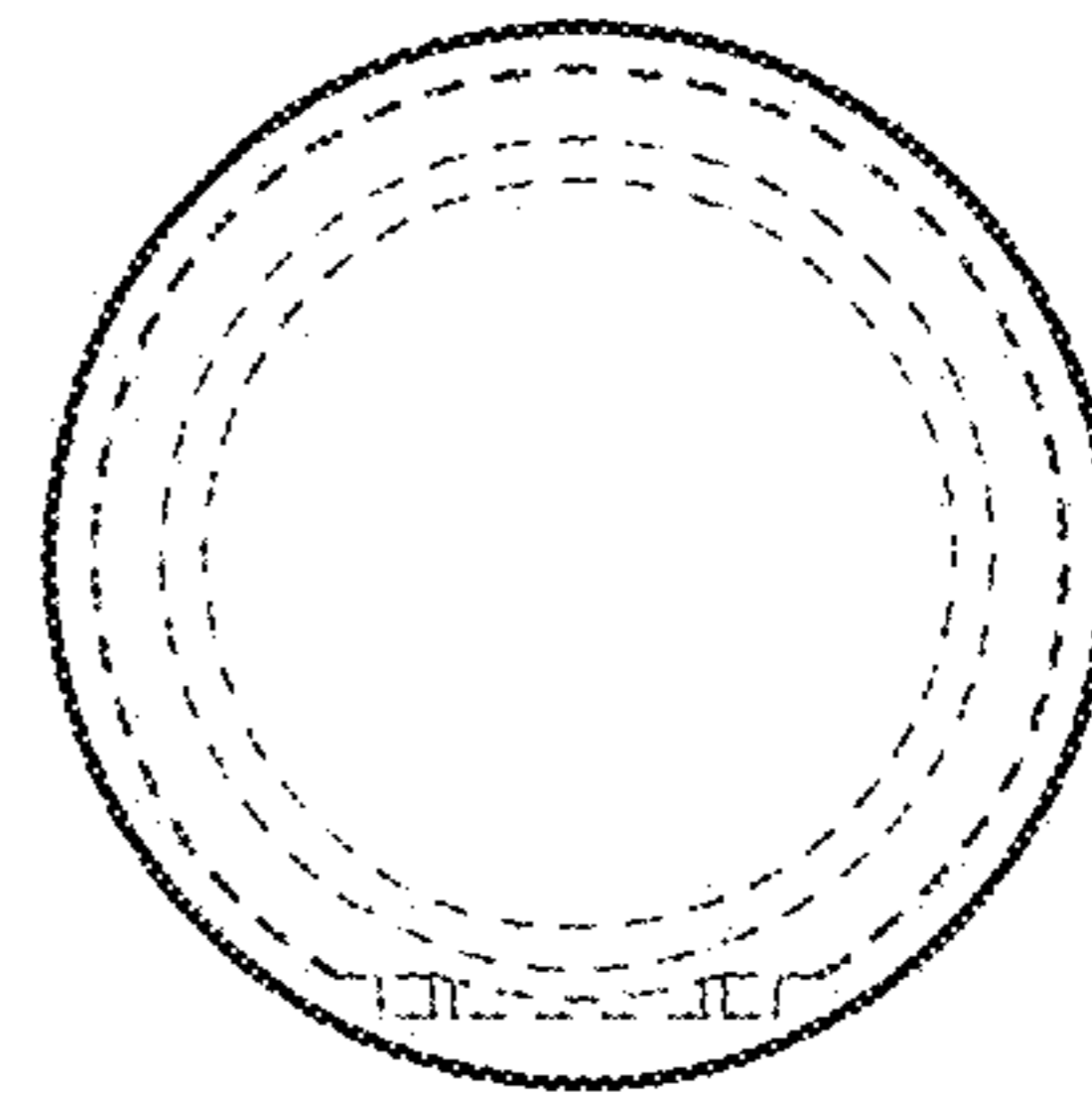


Fig. 14