



US00D739713S

(12) **United States Design Patent**
Kelleghan

(10) **Patent No.:** **US D739,713 S**
(45) **Date of Patent:** **** Sep. 29, 2015**

(54) **CARABINER WITH HEX WRENCH**
(71) Applicant: **Bison Designs LLC**, Longmont, CO
(US)
(72) Inventor: **Brian James Kelleghan**, Longmont, CO
(US)

5,416,955 A 5/1995 Katsma
D375,252 S 11/1996 Serra Fabregas
5,685,185 A 11/1997 MacDonald
5,860,198 A 1/1999 Buntin, Jr.
D407,297 S 3/1999 Mihailovic
D433,310 S 11/2000 Luquire

(Continued)

(73) Assignee: **Bison Designs, LLC**, Longmont, CO
(US)

FOREIGN PATENT DOCUMENTS

EP 1384497 A1 1/2004

(**) Term: **14 Years**

OTHER PUBLICATIONS

(21) Appl. No.: **29/479,849**

U.S. Appl. No. 29/480,031, filed Jan. 22, 2014; First Named Inventor:
Brian James Kelleghan.

(22) Filed: **Jan. 21, 2014**

(Continued)

(51) **LOC (10) Cl.** **08-05**

(52) **U.S. Cl.**
USPC **D8/356**

(58) **Field of Classification Search**
USPC D8/367, 356, 371, 373, 354, 355, 349;
D6/323; D3/24; 248/215, 301, 339,
248/349.1; 160/349.2; 24/265 H, 265 R,
24/599.1, 599.8, 113 R, 573.5; 294/82.18;
29/525.1, 45.3; 223/106; D14/432,
D14/140, 217

CPC A45F 3/00; A63B 27/00

See application file for complete search history.

Primary Examiner — Cynthia Underwood

(74) *Attorney, Agent, or Firm* — Margaret Polson; Polson
Intellectual Property Law, PC

(57) **CLAIM**

The ornamental design for a carabiner with hex wrench, as
shown and described.

DESCRIPTION

FIG. 1 is a top side plan view of my new design for a carabiner
with hex wrench.

FIG. 2 is a back side elevation view of FIG. 1.

FIG. 3 is a front side elevation view of FIG. 1.

FIG. 4 is a right side elevation view of FIG. 1.

FIG. 5 is a left side elevation view of FIG. 1.

FIG. 6 is a bottom side plan view of FIG. 1; and,

FIG. 7 is a front side perspective view of FIG. 1.

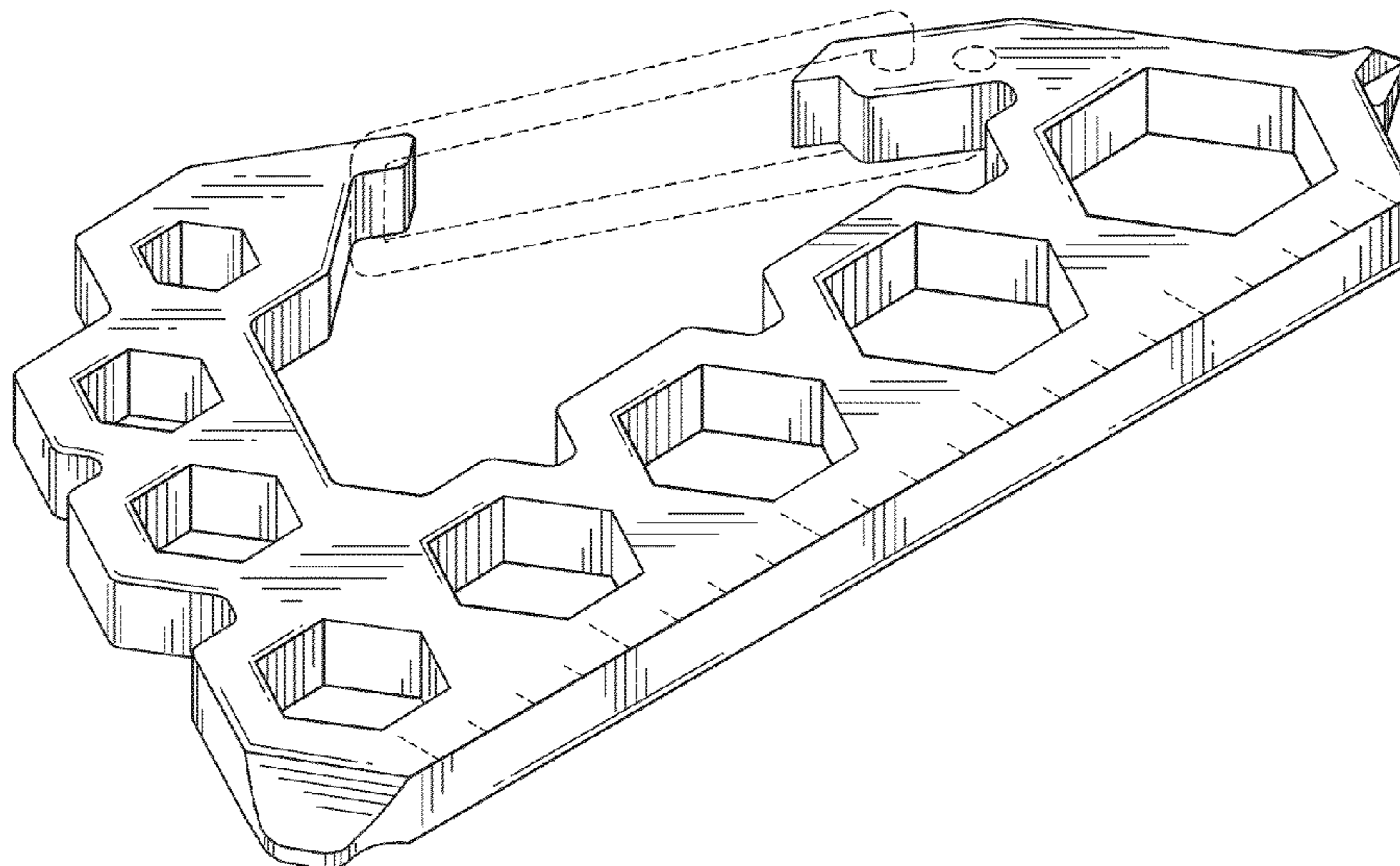
The broken lines in the drawings depict environmental sub-
ject matter/or parts of the carabiner with hex wrench only and
form no part of the claimed design.

(56) **References Cited**

U.S. PATENT DOCUMENTS

1,356,431 A 10/1920 Eddy
2,148,959 A 2/1939 Pavlecka
4,712,646 A * 12/1987 Page 182/9
5,005,266 A 4/1991 Fister et al.
D330,669 S 11/1992 Hui-Chuan
D337,935 S * 8/1993 Hawley D8/367
D345,688 S 4/1994 McLean et al.
D348,214 S 6/1994 Girardin
5,329,675 A 7/1994 McLean et al.

1 Claim, 2 Drawing Sheets



(56)

References Cited

U.S. PATENT DOCUMENTS

D433,311 S 11/2000 Luquire
 D444,685 S 7/2001 Shenkel et al.
 D448,655 S 10/2001 Lai
 D455,642 S * 4/2002 Kelleghan D8/367
 D466,791 S * 12/2002 Kelleghan D8/356
 D484,770 S 1/2004 Green
 D496,251 S 9/2004 Buscart
 D520,345 S * 5/2006 Kelleghan D8/356
 D521,362 S * 5/2006 Kelleghan D8/356
 D551,788 S * 9/2007 Bao D26/38
 D595,119 S * 6/2009 Kelleghan D8/356
 D657,660 S * 4/2012 Petty et al. D8/356
 D658,042 S 4/2012 Shetler
 D659,518 S * 5/2012 Xu D8/356
 D670,555 S * 11/2012 Lin D8/367

D698,233 S 1/2014 Weinberg
 D698,636 S 2/2014 Weinberg
 D705,034 S 5/2014 Connell
 D709,344 S 7/2014 Adelman et al.
 D724,935 S * 3/2015 Warner D8/356
 D730,159 S * 5/2015 Grimm et al. D8/356
 D730,722 S * 6/2015 Grimm et al. D8/356
 2005/0028331 A1 2/2005 Axel
 2005/0172461 A1 8/2005 Hall
 2007/0050956 A1 3/2007 Hu
 2014/0059782 A1 3/2014 Duncan et al.

OTHER PUBLICATIONS

U.S. Appl. No. 29/461,734, filed Jul. 26, 2014; First Named Inventor:
 Brian James Kelleghan.

* cited by examiner

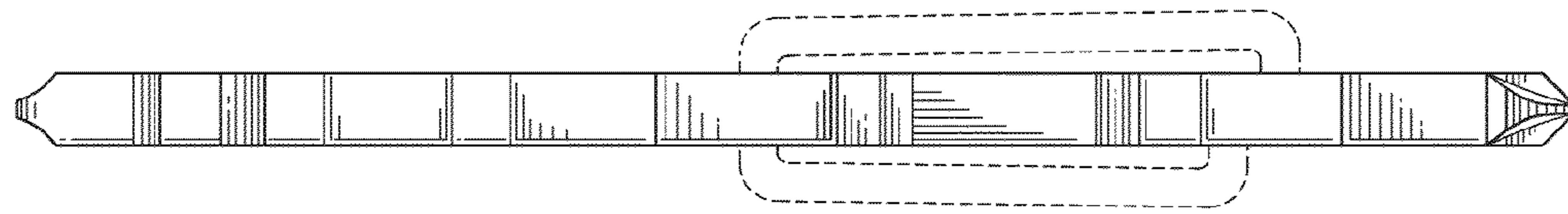


FIG. 2

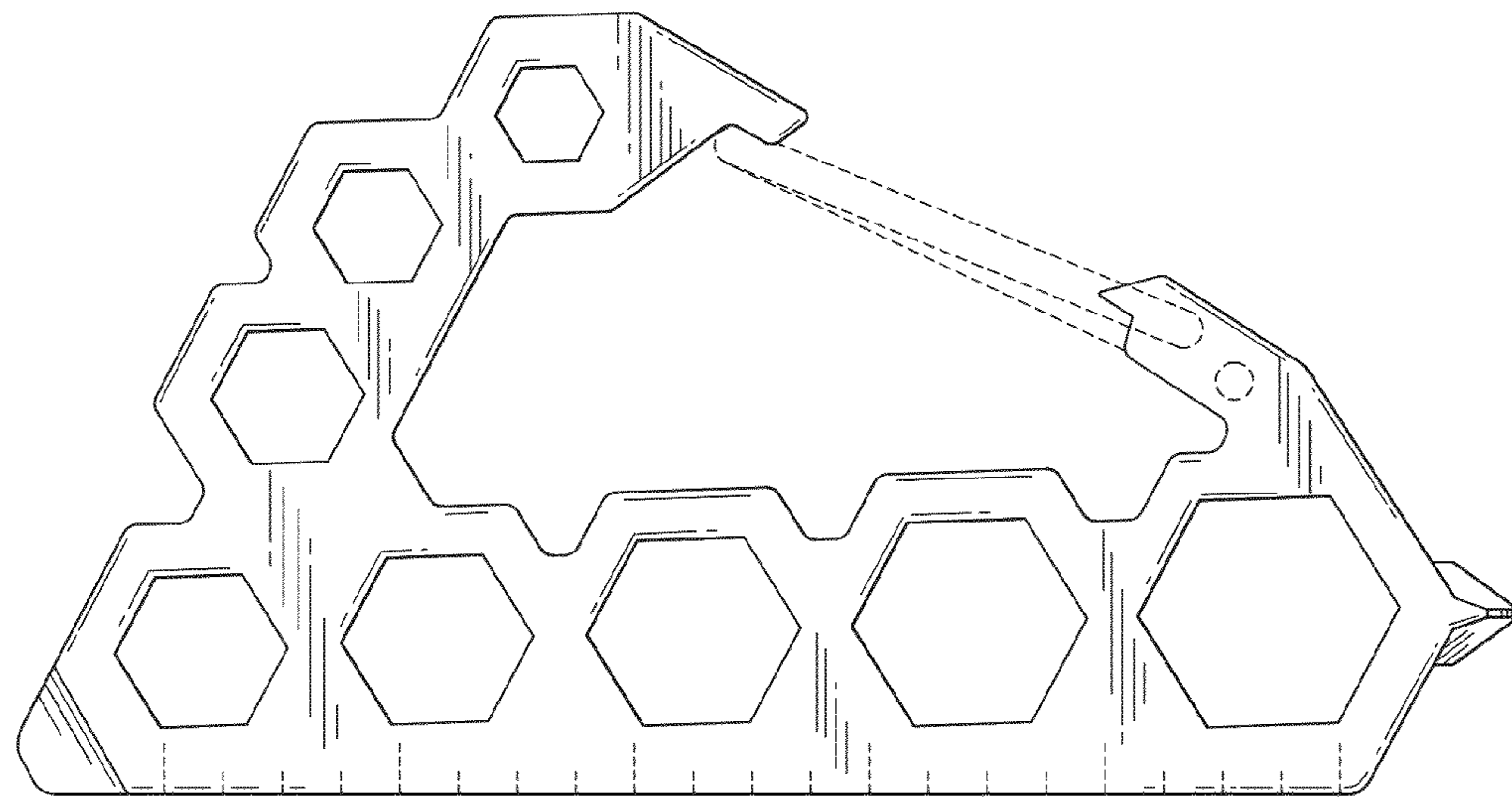


FIG. 1

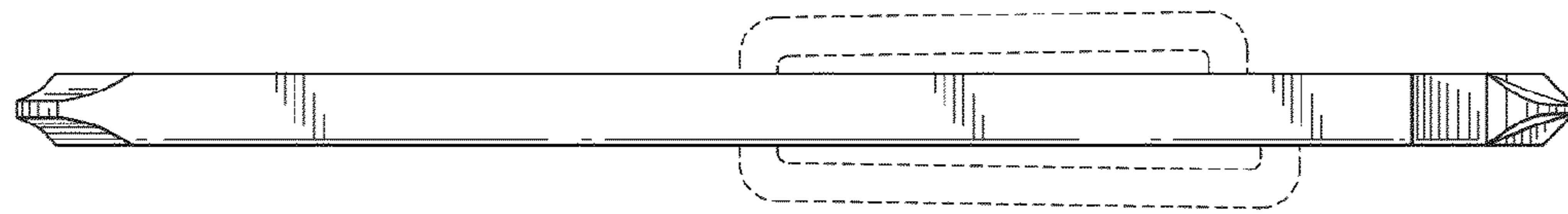


FIG. 3

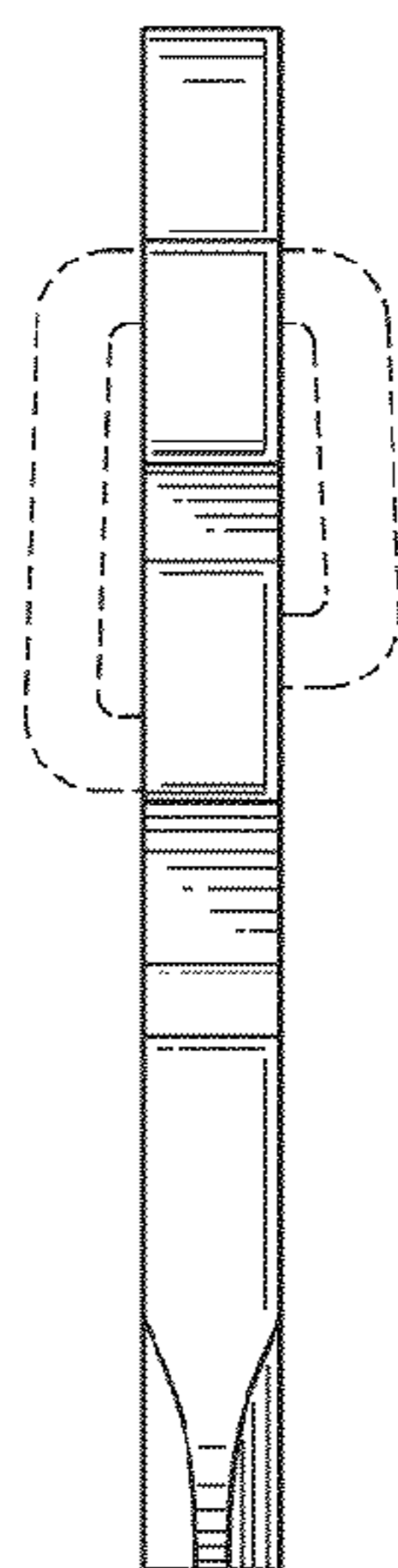


FIG. 4

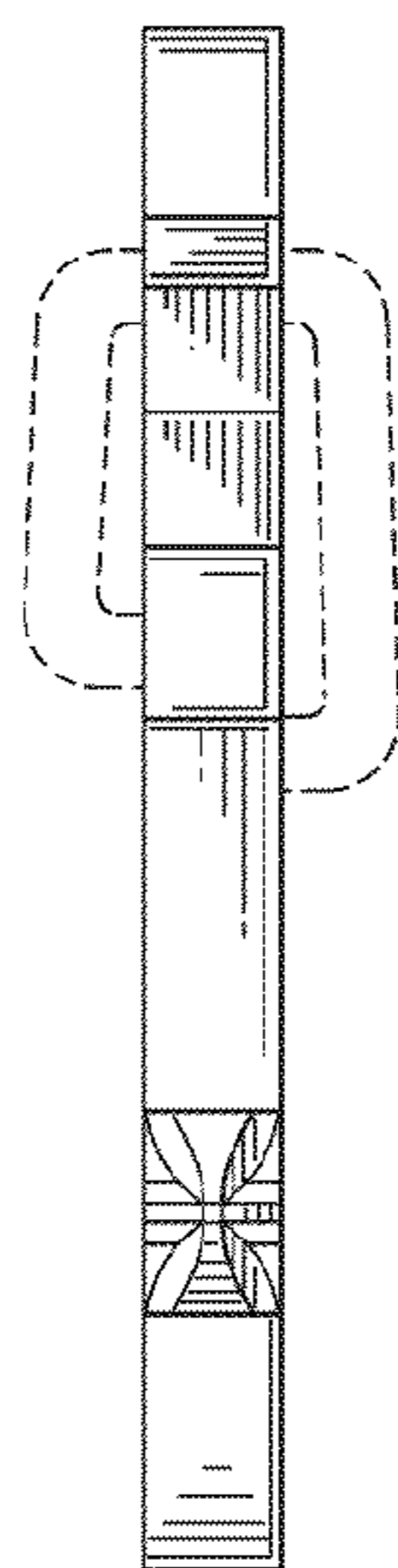


FIG. 5

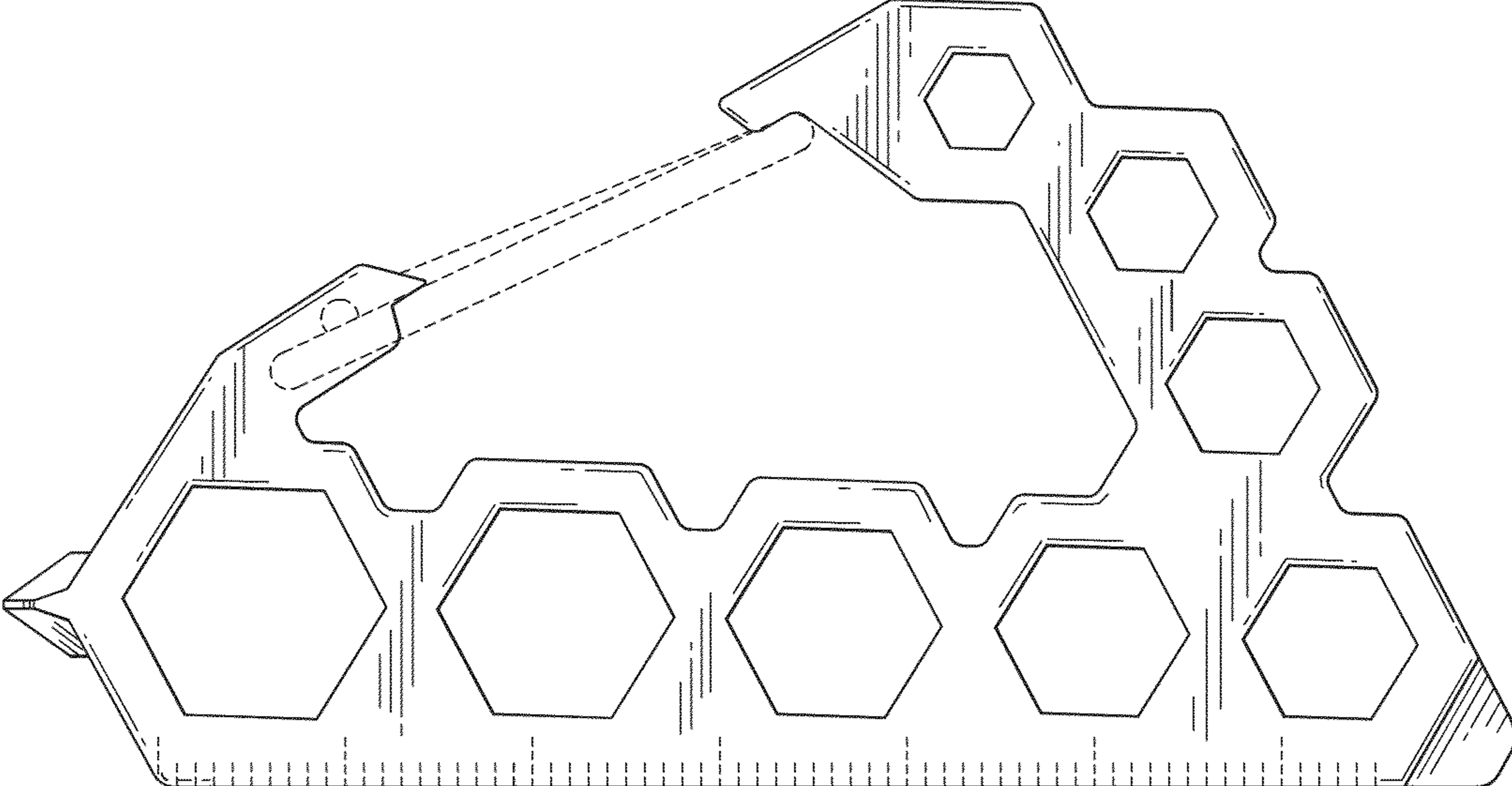


FIG. 6

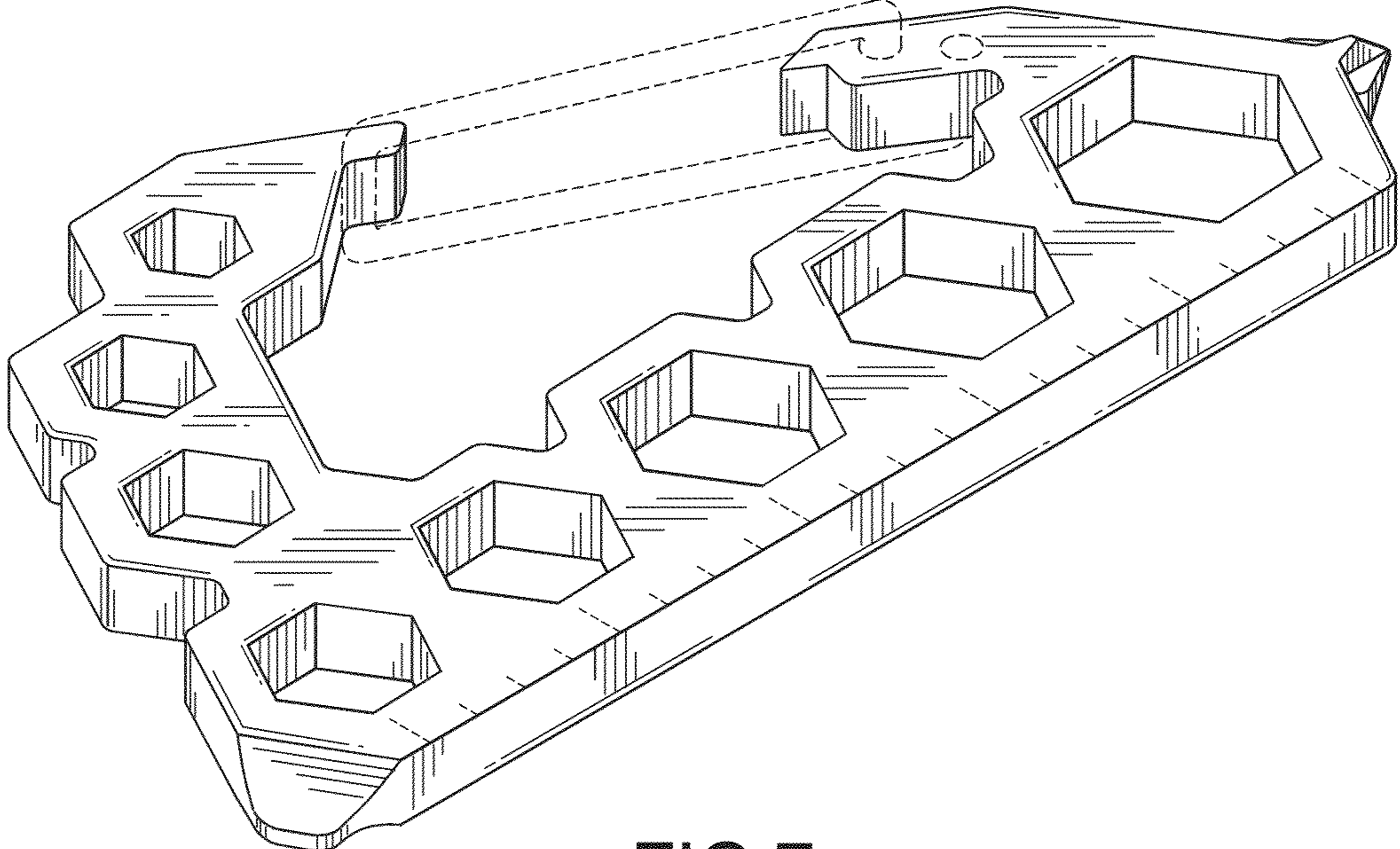


FIG. 7