

US00D739705S

(12) **United States Design Patent**
Stanton et al.

(10) **Patent No.:** **US D739,705 S**

(45) **Date of Patent:** **** Sep. 29, 2015**

(54) **DOOR-CLOSING MECHANISM WITH A BUILT-IN LIGHT**

(71) Applicant: **Hampton Products International Corporation**, Foothill Ranch, CA (US)

(72) Inventors: **Lucas Jeffrey Stanton**, Stone Lake, WI (US); **Brian James Jerry**, Birchwood, WI (US); **Michael Joseph Gianoli**, Birchwood, WI (US); **Kari Jo Hoffman**, Rice Lake, WI (US)

(73) Assignee: **HAMPTON PRODUCTS INTERNATIONAL CORPORATION**, Foothill Ranch, CA (US)

(**) Term: **14 Years**

(21) Appl. No.: **29/502,533**

(22) Filed: **Sep. 17, 2014**

(51) **LOC (10) Cl.** **08-07**

(52) **U.S. Cl.**
USPC **D8/330**

(58) **Field of Classification Search**
USPC D8/330, 331, 336, 338, 339, 340, 343;
70/14, 2, 51, 57, 57.1, 91, 107, 141,
70/276-283, 175, 582, 387, 413, 229, 231,
70/92; 292/2, 32, 137, 288, 289, 290, 292,
292/251.5, 92, 144, 177, DIG. 61
CPC E05C 17/56; E05C 17/32; E05C 17/00;
E05C 15/00; H01H 47/00; G08B 13/08
See application file for complete search history.

(56) **References Cited**

U.S. PATENT DOCUMENTS

D261,099 S * 10/1981 Russell D8/330
4,314,722 A * 2/1982 Logan, Jr. 292/263

4,609,910 A *	9/1986	Geringer et al.	340/545.1
4,652,028 A *	3/1987	Logan et al.	292/251.5
4,682,801 A *	7/1987	Cook et al.	292/251.5
4,703,962 A *	11/1987	Kelly et al.	292/251.5
4,720,128 A *	1/1988	Logan et al.	292/251.5
5,184,855 A *	2/1993	Waltz et al.	292/251.5
6,609,738 B1 *	8/2003	Roth et al.	292/251.5
D682,655 S *	5/2013	Webb et al.	D8/330
D684,840 S *	6/2013	Manseder	D8/330
D690,576 S *	10/2013	Webb et al.	D8/330

* cited by examiner

Primary Examiner — Prabhakar Deshmukh

(74) *Attorney, Agent, or Firm* — Klein, O'Neill & Singh, LLP

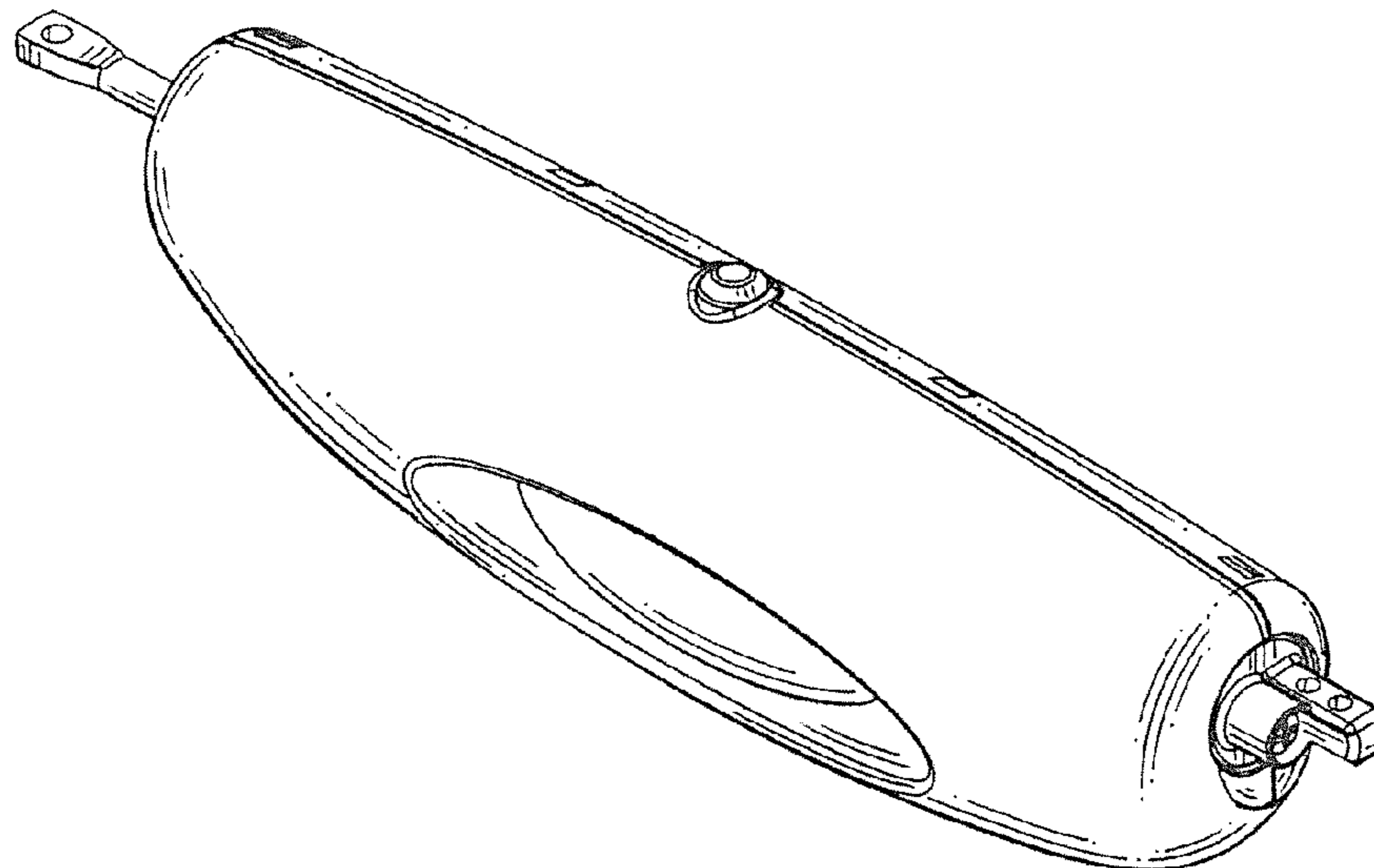
(57) **CLAIM**

The ornamental design for a door-closing mechanism with a built-in light, as shown.

DESCRIPTION

FIG. 1 is a perspective view, taken from the front, top, and right side, of a door-closing mechanism with a built-in light, in accordance with our new design;
FIG. 2 is a top plan view of the door-closing mechanism with a built-in light shown in FIG. 1;
FIG. 3 is a bottom plan view of the door-closing mechanism with a built-in light shown in FIG. 1;
FIG. 4 is a front elevational view of the door-closing mechanism with a built-in light shown in FIG. 1;
FIG. 5 is a rear elevational view of the door-closing mechanism with a built-in light shown in FIG. 1;
FIG. 6 is a side elevational view of the door-closing mechanism with a built-in light shown in FIG. 1, taken from the left side of FIG. 1; and,
FIG. 7 is a side elevational view of the door-closing mechanism with a built-in light shown in FIG. 1, taken from the right side of FIG. 1.

1 Claim, 2 Drawing Sheets



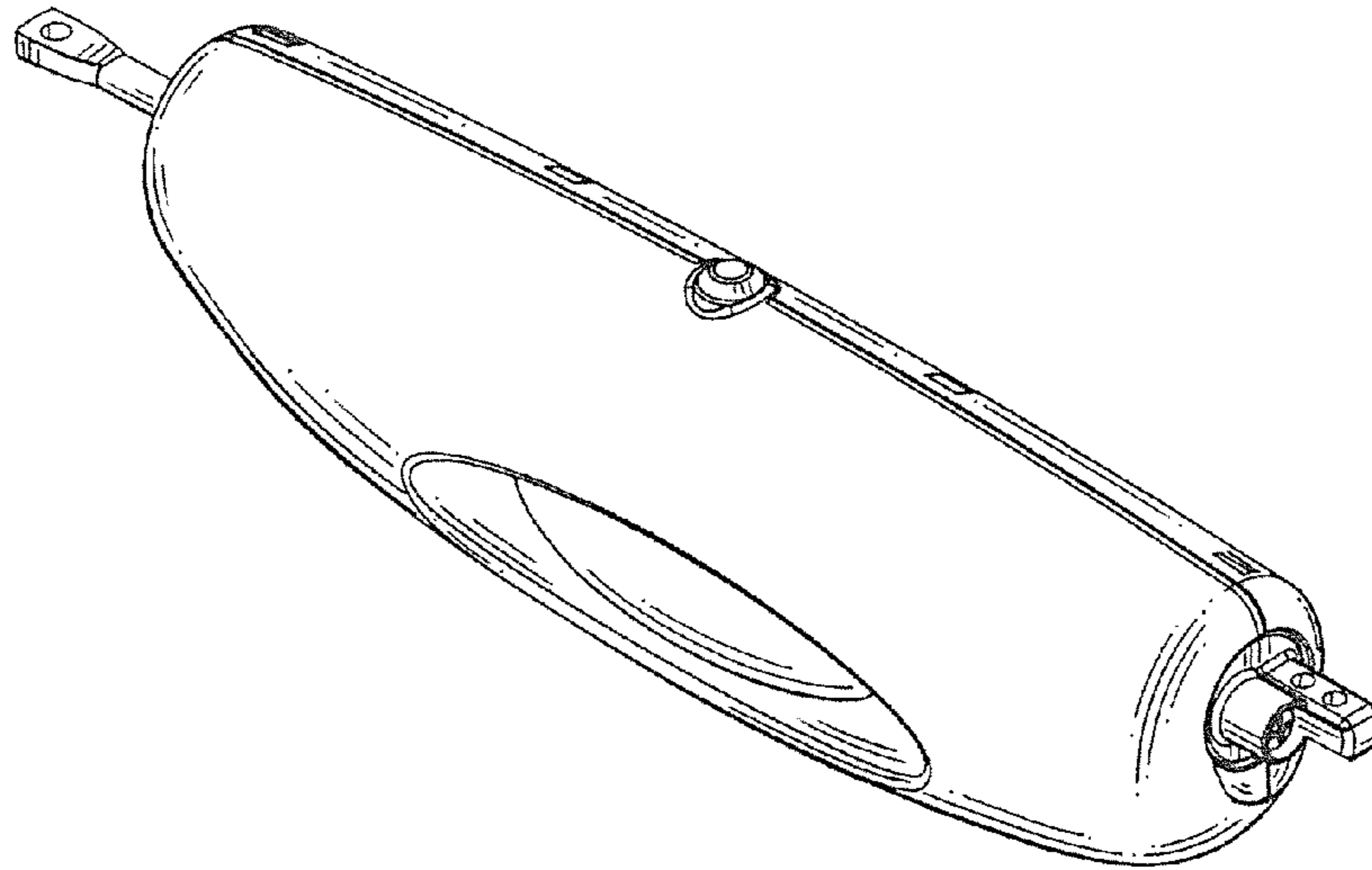


FIG. 1

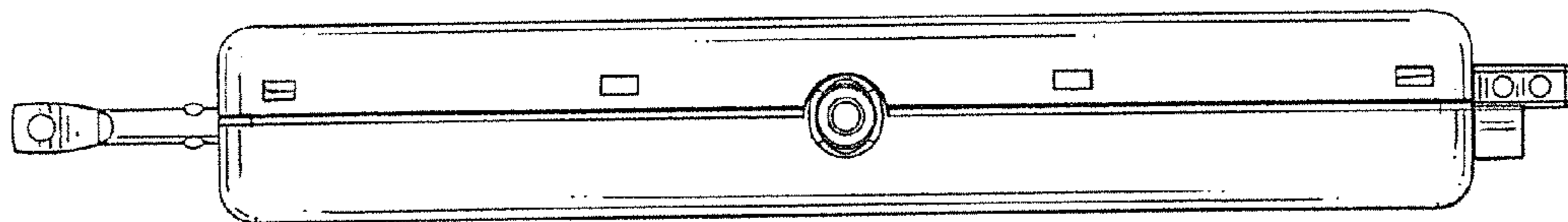


FIG. 2

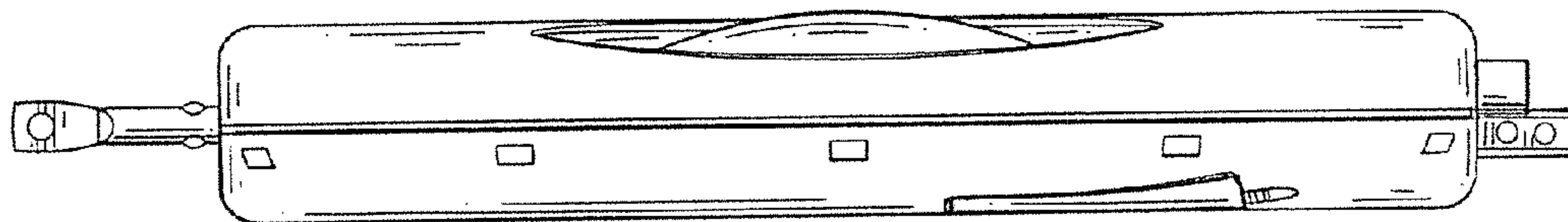


FIG. 3

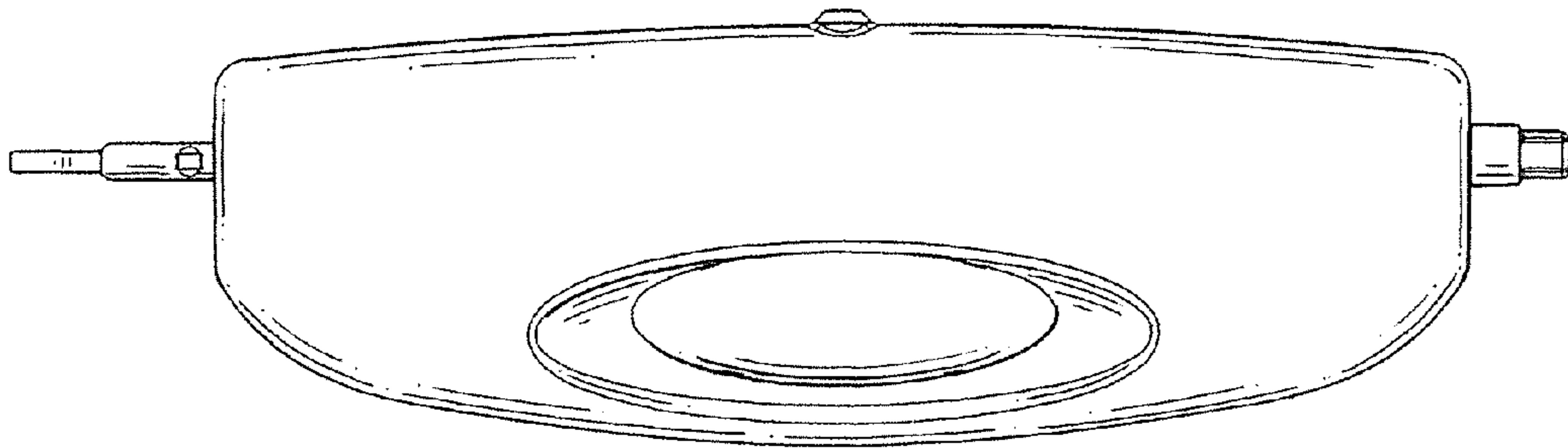


FIG. 4

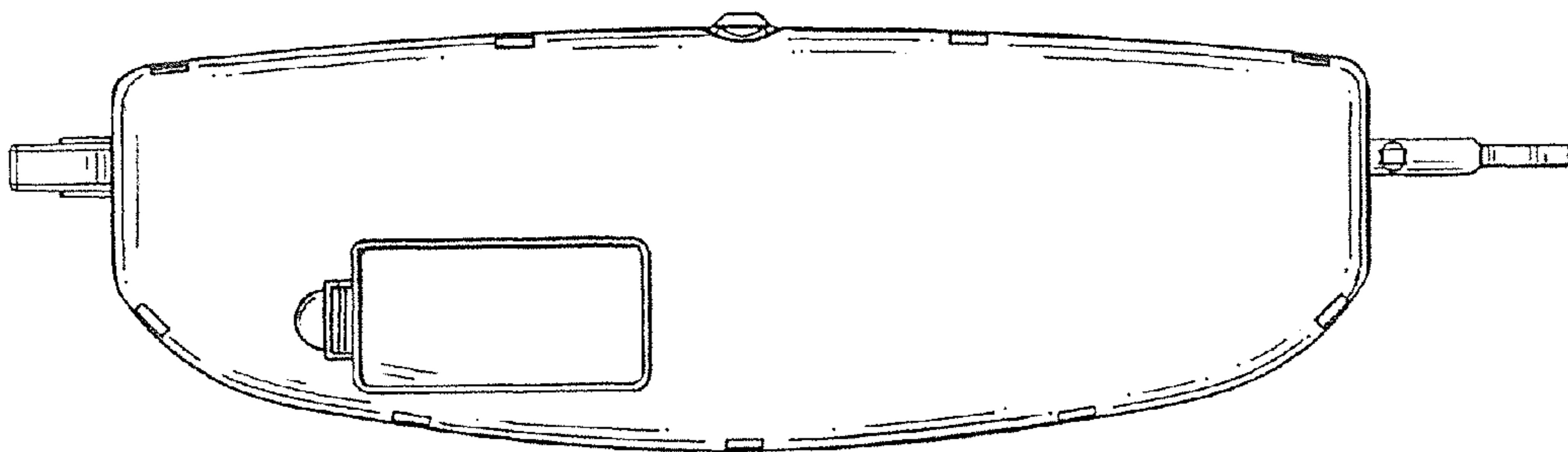


FIG. 5

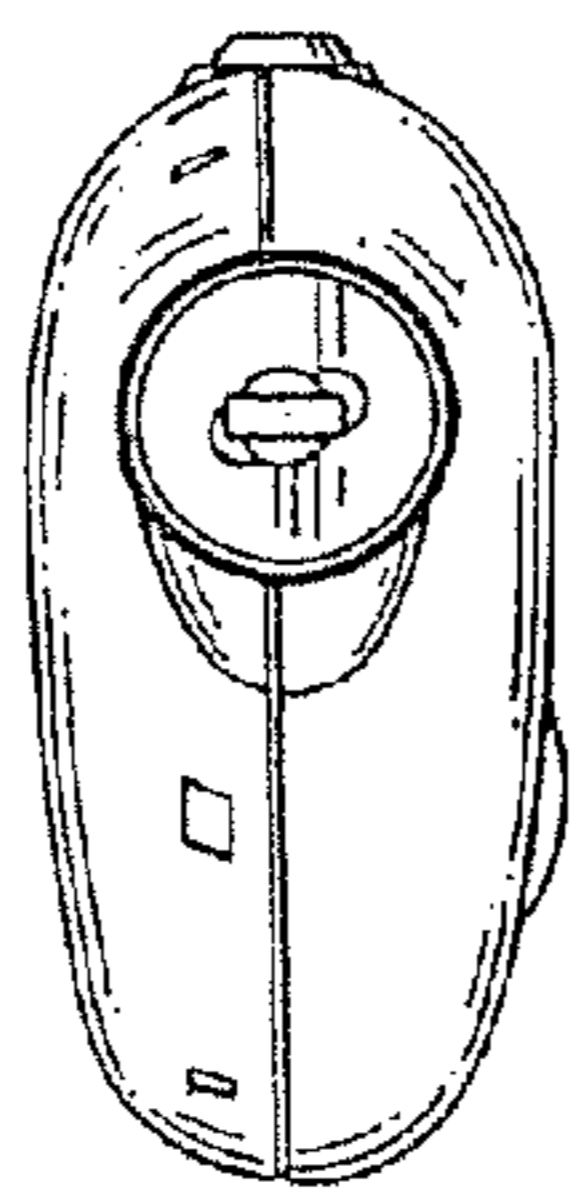


FIG. 6

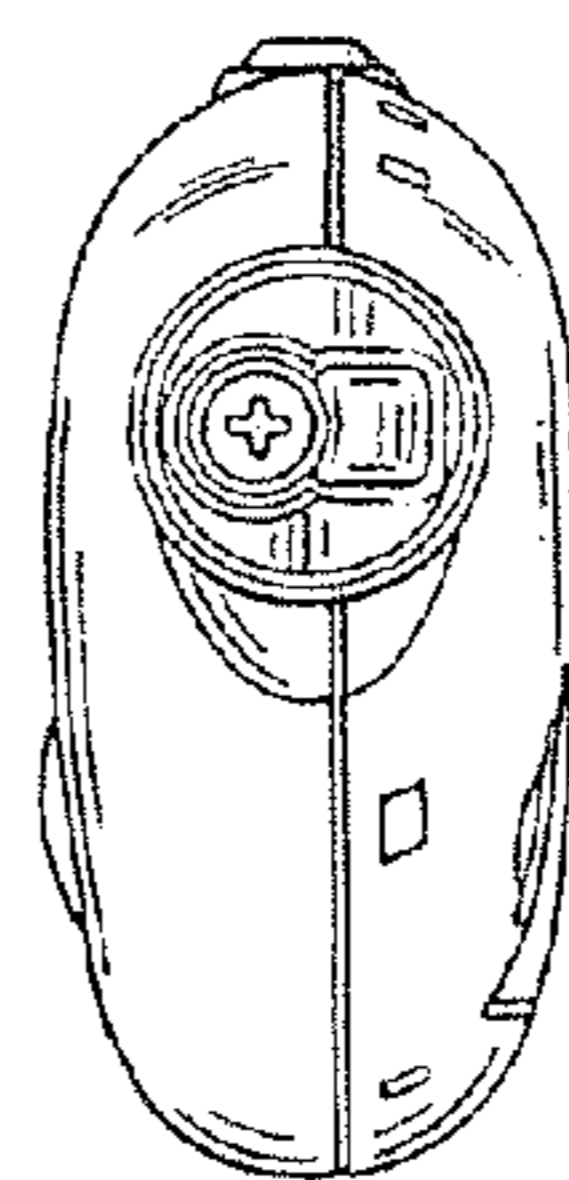


FIG. 7