



US00D739704S

(12) **United States Design Patent**
Shargh

(10) **Patent No.:** **US D739,704 S**

(45) **Date of Patent:** **** Sep. 29, 2015**

(54) **DOOR HANDLE**

(71) Applicant: **HAMPTON PRODUCTS INTERNATIONAL CORPORATION**,
Foothill Ranch, CA (US)

(72) Inventor: **Hossein Molaie Shargh**, Rancho Santa
Margarita, CA (US)

(73) Assignee: **HAMPTON PRODUCTS INTERNATIONAL CORPORATION**,
Foothaill Ranch, CA (US)

(**) Term: **14 Years**

(21) Appl. No.: **29/501,573**

(22) Filed: **Sep. 5, 2014**

(51) **LOC (10) Cl.** **08-06**

(52) **U.S. Cl.**

USPC **D8/318**

(58) **Field of Classification Search**

USPC D8/300, 308, 315-320, DIG. 1;
D23/250, 254, 303-305; D6/546, 549;
D7/393, 394, 402; 16/110.1, 412, 413,
16/415, 419, 422, 424, 425, DIG. 19;
D15/89; D3/318, 328
CPC Y10T 16/469; Y10T 16/44; Y10T 16/458;
Y10T 16/498; Y10T 16/476; Y10T 16/459;
Y10T 16/466; Y10T 16/4713; Y10T 16/4644;
Y10T 16/513; Y10T 16/509; Y10T 16/473;
Y10T 16/462; Y10T 16/4701; Y10T
74/20732; Y10T 29/49826; Y10T 16/4719;
Y10T 16/455; Y10T 16/4559; Y10T
74/20828; Y10T 74/20738; Y10T 74/20762;
Y10T 16/4628; Y10T 74/20864; Y10T
16/4567; Y10T 16/4576; Y10T 16/501;
Y10T 16/86

See application file for complete search history.

(56) **References Cited**

U.S. PATENT DOCUMENTS

D204,663 S * 5/1966 Loeb D8/318
D498,656 S * 11/2004 Parker D8/308
D695,062 S * 12/2013 Schreiber-Pethan et al. .. D7/394

* cited by examiner

Primary Examiner — Derrick Holland

Assistant Examiner — Lauren Calve

(74) *Attorney, Agent, or Firm* — Klein, O'Neill & Singh,
LLP

(57) **CLAIM**

The ornamental design for a door handle, as shown and
described.

DESCRIPTION

FIG. 1 is a front, right side perspective view of a door handle
in accordance with my new design;

FIG. 2 is a rear, left side perspective view of the door handle
shown in FIG. 1;

FIG. 3 is a front elevational view of the door handle shown in
FIG. 1;

FIG. 4 is a right side elevational view of the door handle
shown in FIG. 1, the left side elevational view being a mirror
image thereof;

FIG. 5 is a rear elevational view of the door handle shown in
FIG. 1;

FIG. 6 is a top plan view of the door handle shown in FIG. 1;
and,

FIG. 7 is a bottom plan view of the door handle shown in FIG.
1.

The broken lines shown represent unclaimed subject matter
and form no part of the claimed design.

1 Claim, 2 Drawing Sheets

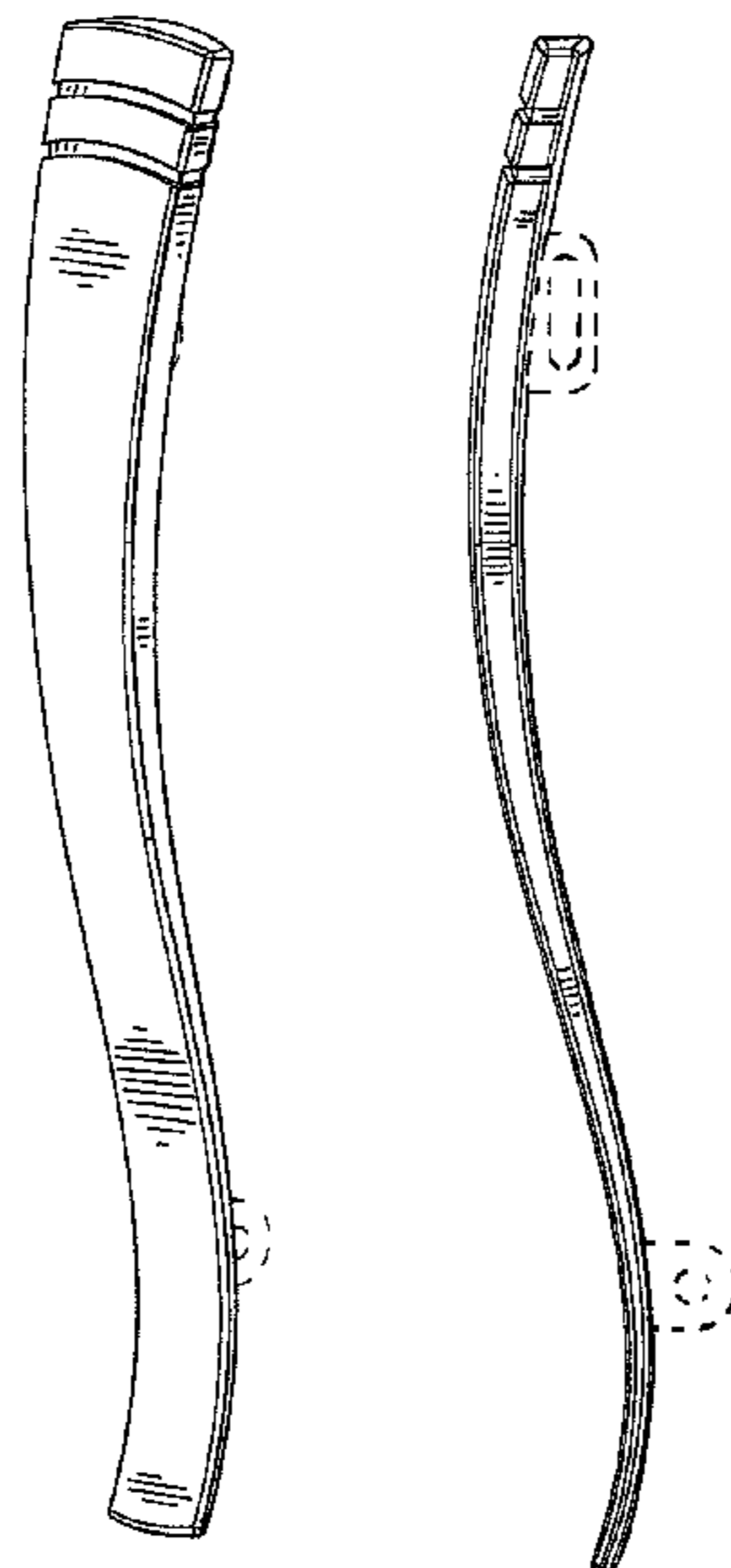




FIG. 1

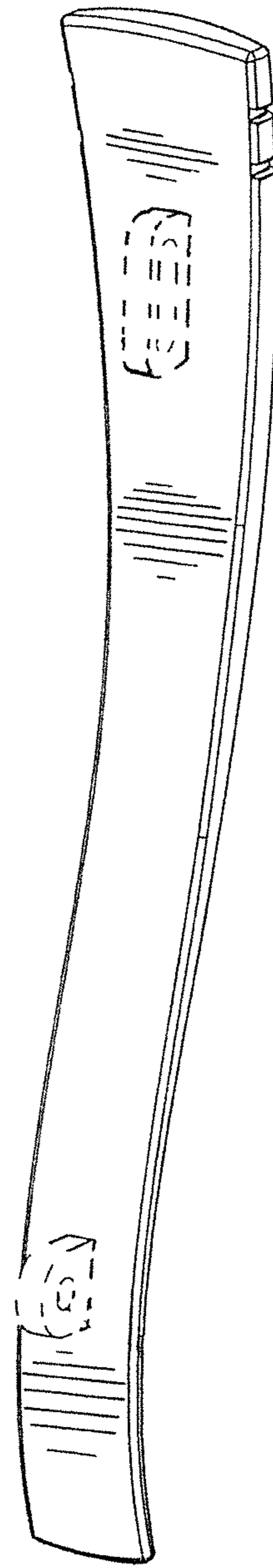


FIG. 2

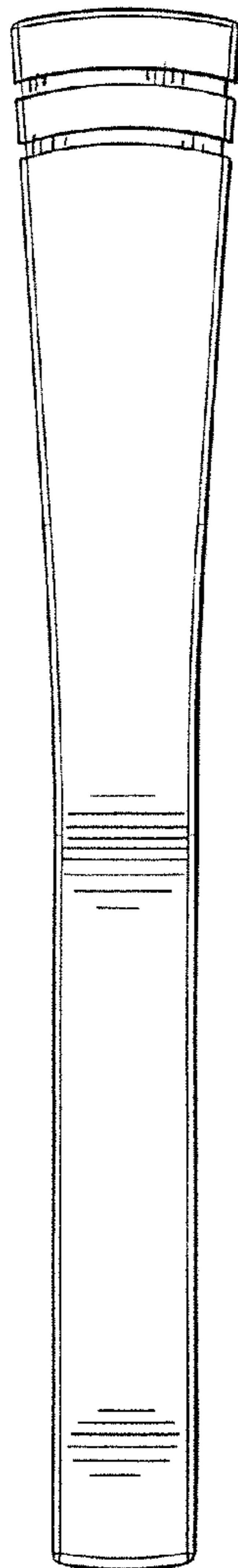


FIG. 3

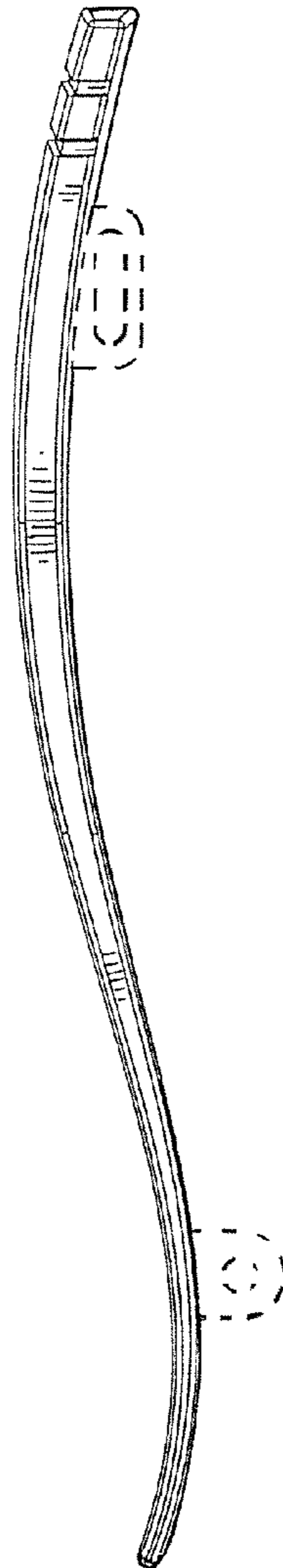


FIG. 4

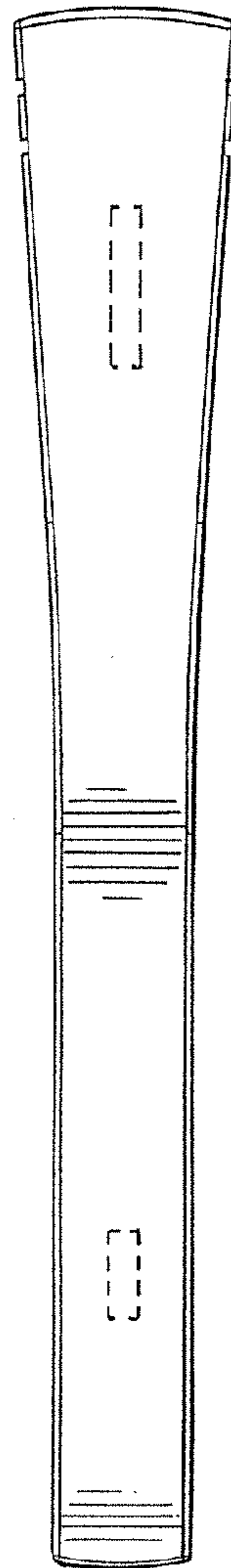


FIG. 5

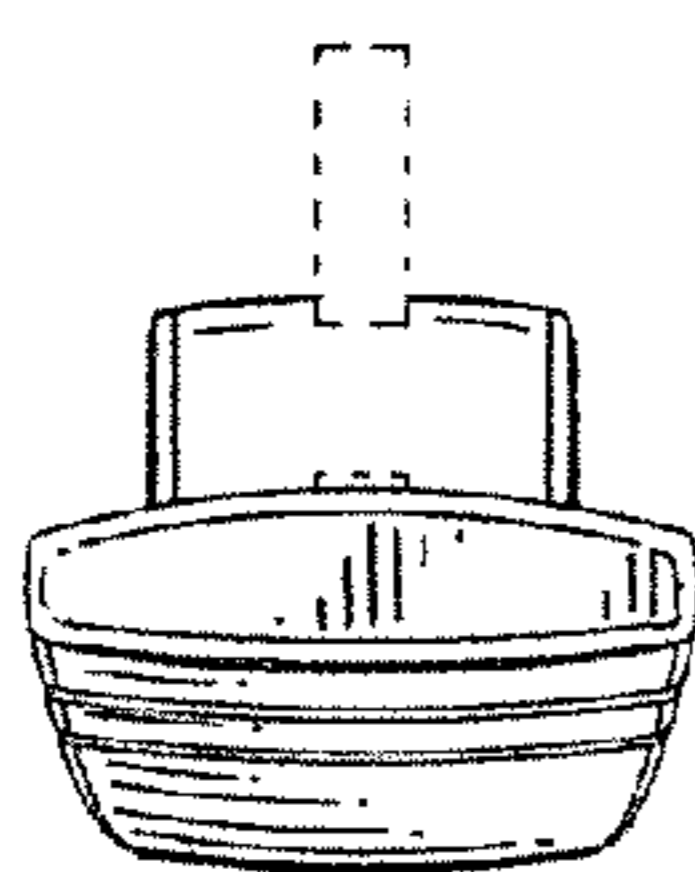


FIG. 6

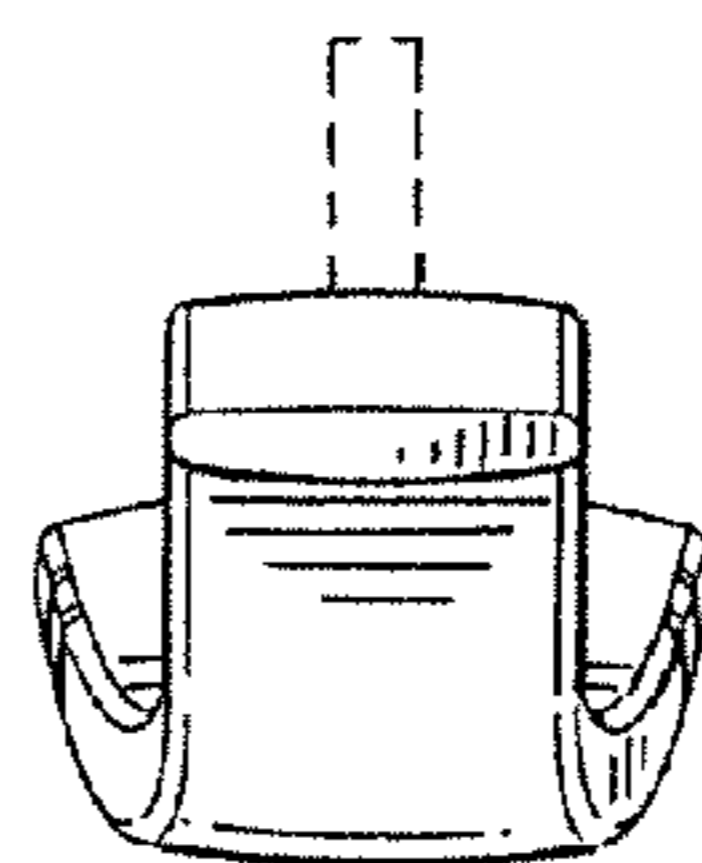


FIG. 7