

US00D739698S

(12) **United States Design Patent**
Glesser

(10) **Patent No.:** **US D739,698 S**
(45) **Date of Patent:** **** Sep. 29, 2015**

(54) **FOLDING KNIFE AND MULTITOOL**

DESCRIPTION

- (71) Applicant: **Spyderco, Inc.**, Golden, CO (US)
- (72) Inventor: **Eric Glesser**, Evergreen, CO (US)
- (73) Assignee: **Spyderco, Inc.**, Golden, CO (US)
- (**) Term: **14 Years**
- (21) Appl. No.: **29/481,767**
- (22) Filed: **Feb. 10, 2014**
- (51) **LOC (10) Cl.** **08-03**
- (52) **U.S. Cl.**
USPC **D8/99**; D8/105
- (58) **Field of Classification Search**
USPC D8/98, 99, 105; D22/118
CPC B26B 11/00; B26B 5/001; B26B 5/003;
B26B 1/08; B26B 3/06; B26B 1/04; B26B
1/10; B26B 1/48
See application file for complete search history.

(56) **References Cited**

U.S. PATENT DOCUMENTS

- D254,288 S 2/1980 Pharr, Jr.
- 4,776,094 A 10/1988 Glesser
- D384,871 S * 10/1997 McWillis D8/99
- 5,689,890 A * 11/1997 Glesser 30/340

(Continued)

OTHER PUBLICATIONS

U.S. Appl. No. 29/475,824, filed Dec. 6, 2013, Glesser.

(Continued)

Primary Examiner — Phillip S Hyder

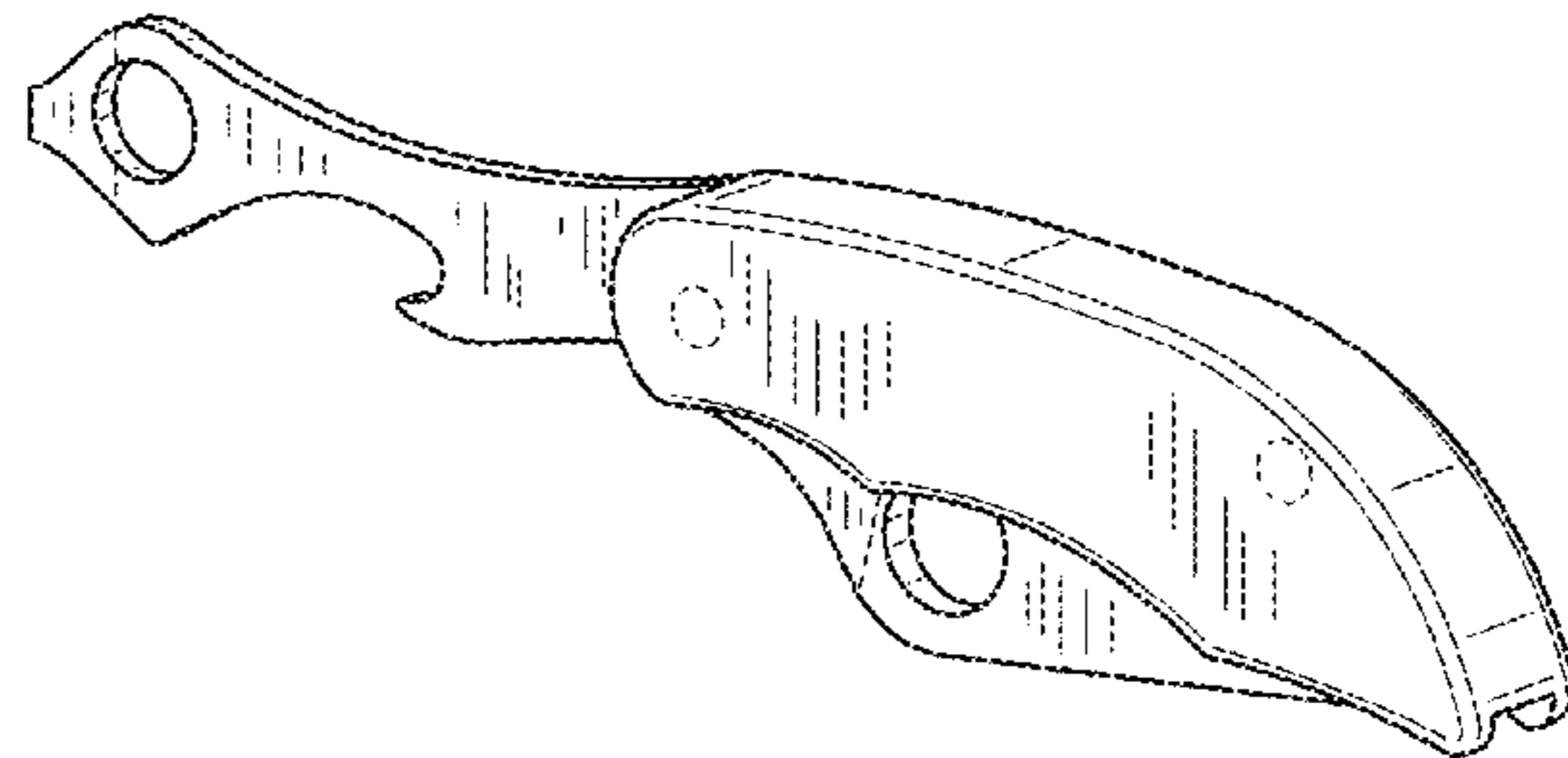
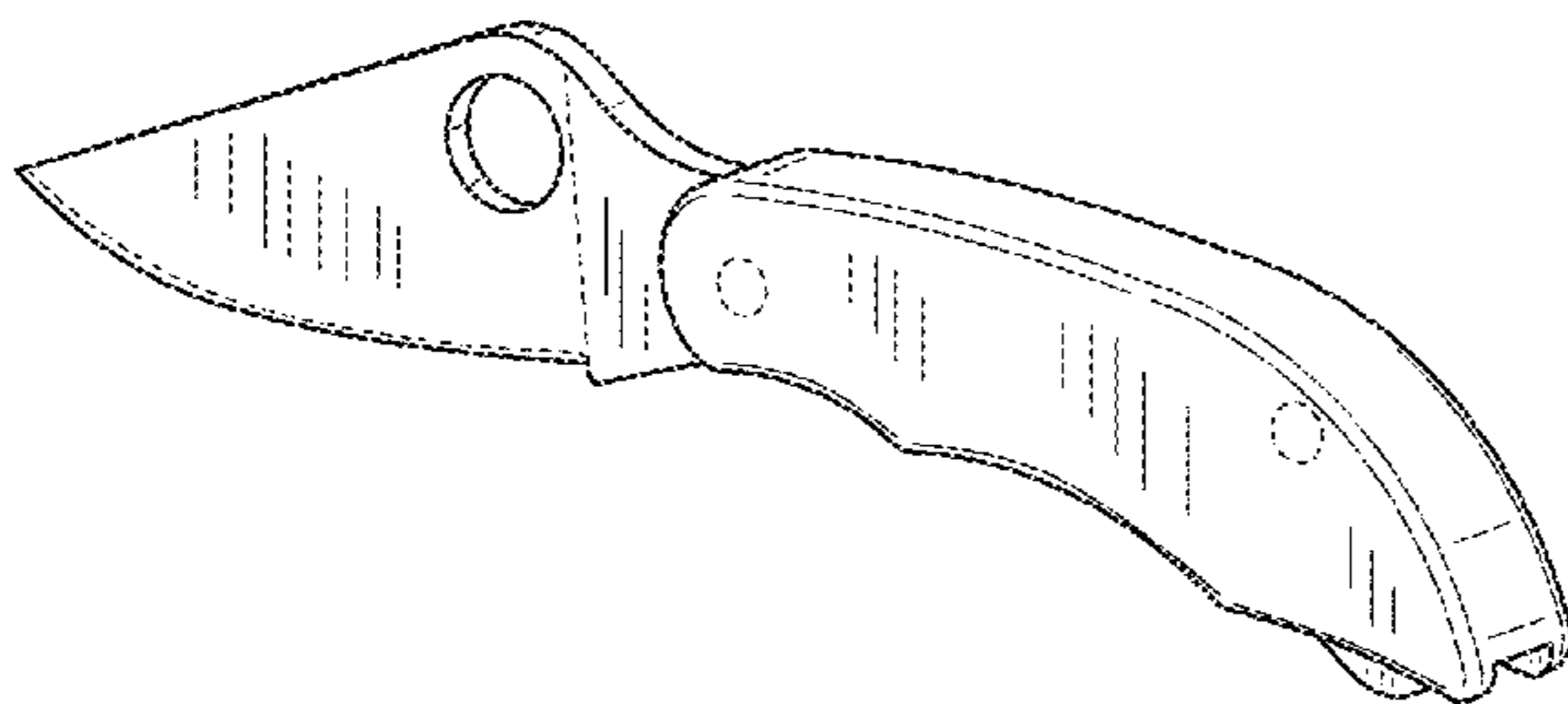
(74) *Attorney, Agent, or Firm* — Sheridan Ross P.C.

(57) **CLAIM**

The ornamental design for a folding knife and multitool, as shown and described.

FIG. 1 is a front perspective view of the folding knife and multitool with a blade shown in an open position;
 FIG. 2 is a front elevation view thereof;
 FIG. 3 is a rear elevation view thereof;
 FIG. 4 is a right elevation view thereof;
 FIG. 5 is a left elevation view thereof;
 FIG. 6 is a top plan view thereof;
 FIG. 7 is a bottom plan view thereof;
 FIG. 8 is a front perspective view of the folding knife and multitool with a multitool shown in an open position;
 FIG. 9 is a front elevation view of the folding knife and multitool of FIG. 8;
 FIG. 10 is a rear elevation view of the folding knife and multitool of FIG. 8;
 FIG. 11 is a right elevation view of the folding knife and multitool of FIG. 8;
 FIG. 12 is a left elevation view of the folding knife and multitool of FIG. 8;
 FIG. 13 is a top plan view of the folding knife and multitool of FIG. 8;
 FIG. 14 is a bottom plan view of the folding knife and multitool of FIG. 8;
 FIG. 15 is a front perspective view of the folding knife and multitool shown in a closed position;
 FIG. 16 is a front elevation view of the folding knife and multitool of FIG. 15;
 FIG. 17 is a rear elevation view of the folding knife and multitool of FIG. 15;
 FIG. 18 is a right elevation view of the folding knife and multitool of FIG. 15;
 FIG. 19 is a left elevation view of the folding knife and multitool of FIG. 15;
 FIG. 20 is a top plan view of the folding knife and multitool of FIG. 15; and,
 FIG. 21 is a bottom plan view of the folding knife and multitool of FIG. 15.
 The broken lines depict portions of the folding knife and multitool in which the design is embodied that are not considered part of the claimed design.

1 Claim, 9 Drawing Sheets



(56)

References Cited

U.S. PATENT DOCUMENTS

D387,966 S * 12/1997 Horn D8/99
D389,389 S * 1/1998 Glesser D8/99
D389,718 S * 1/1998 Wegner D8/99
D391,465 S 3/1998 Glesser
D407,620 S * 4/1999 Cachot D8/105
D411,431 S * 6/1999 Glesser D8/100
D421,378 S * 3/2000 Glesser D8/99
D422,871 S * 4/2000 Terzuola D8/99
6,125,543 A 10/2000 Jhones
D434,631 S * 12/2000 Lum D8/99
D436,014 S 1/2001 Glesser
D438,443 S * 3/2001 Keating D8/99
D482,258 S 11/2003 Taylor et al.
D535,171 S 1/2007 Ping
D544,329 S * 6/2007 Tansbo et al. D8/105

D551,050 S 9/2007 Ping
D562,102 S 2/2008 Pearman
D611,320 S * 3/2010 Jeandupeux D8/99

OTHER PUBLICATIONS

U.S. Appl. No. 29/481,754, filed Feb. 10, 2014, Glesser.
U.S. Appl. No. 29/481,757, filed Feb. 10, 2014, Glesser.
Grant Notification (with English translation) for Chinese Patent Application No. 201430149114.3, dated Aug. 29, 2014, 4 pages.
Notice of Allowance with English Translation for China Patent Application No. 201430260720.2, dated Jan. 19, 2015 6 pages.
Notice of Allowance with English Translation for China Patent Application No. 201430260715.1, dated Jan. 19, 2015 6 pages.
Notice of Allowance with English Translation for China Patent Application No. 201430260733.X, dated Jan. 19, 2015 6 pages.
Official Action for U.S. Appl. No. 29/475,824, mailed Apr. 23, 2015 8 pages.

* cited by examiner

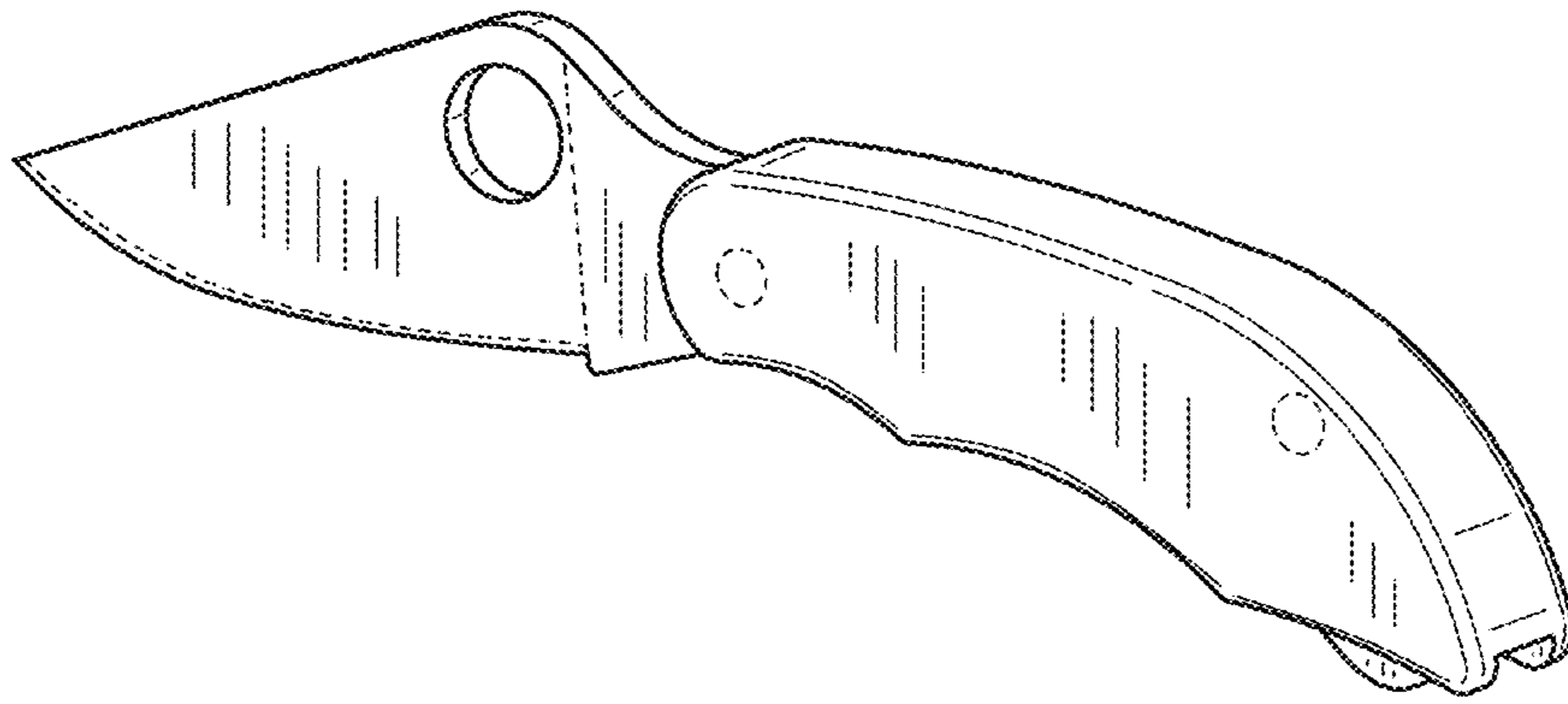


FIG. 1

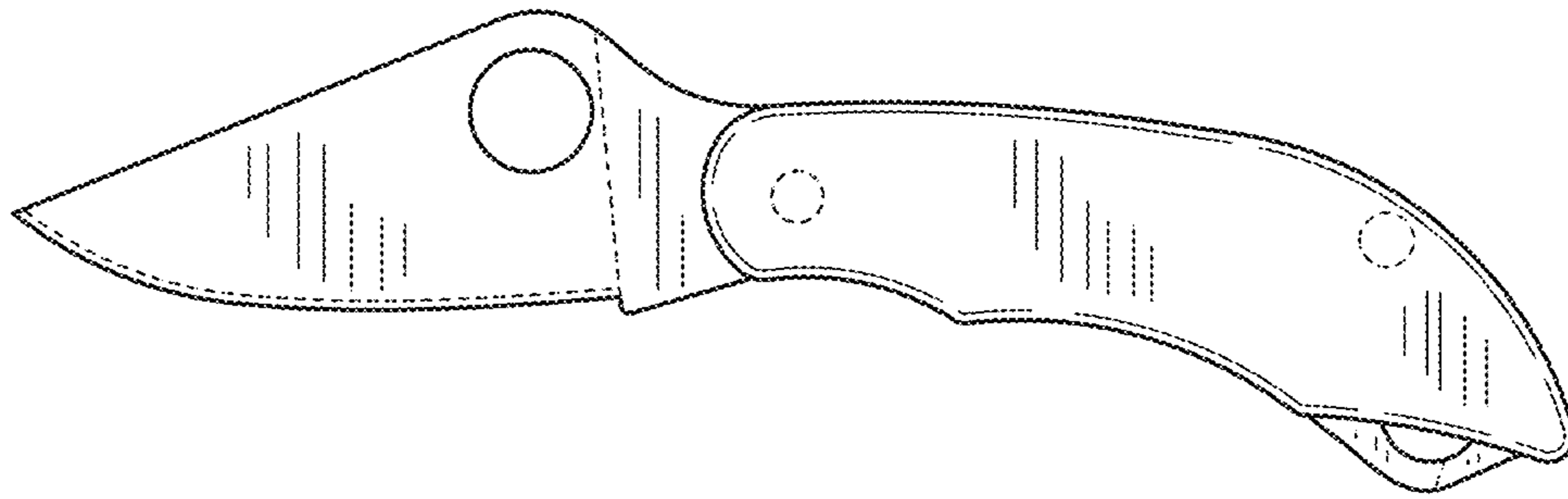


FIG. 2

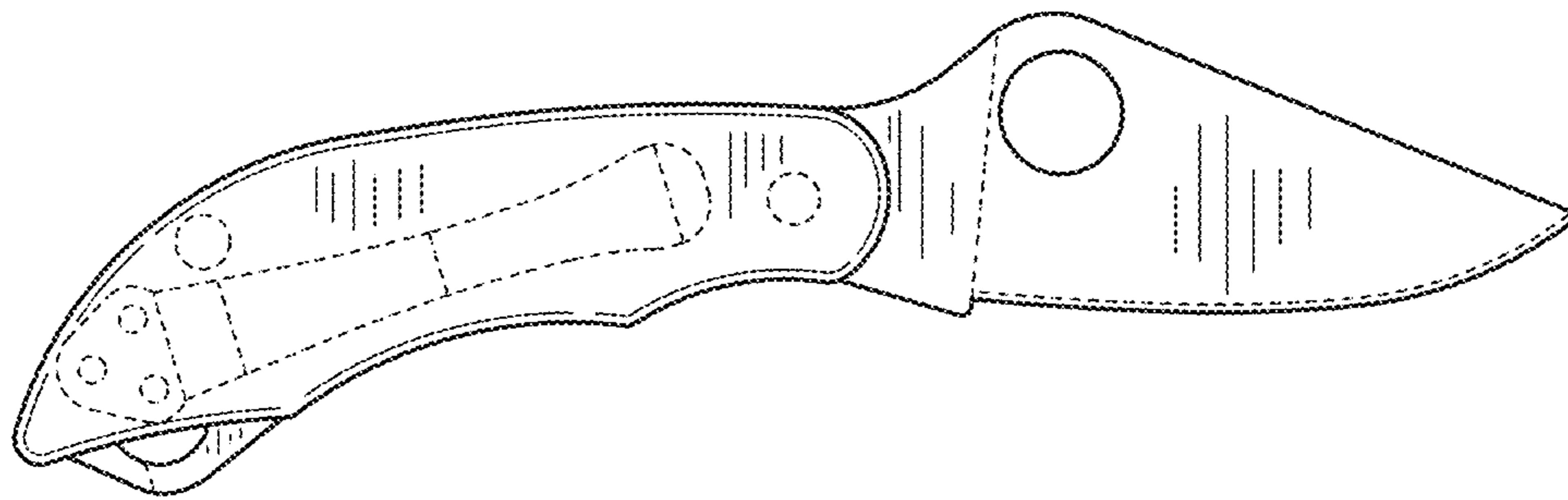


FIG. 3

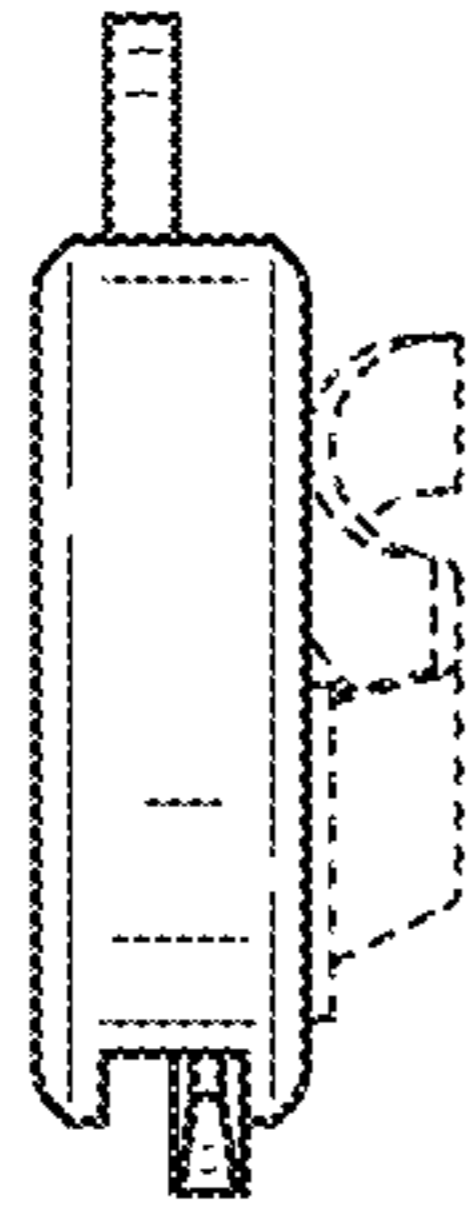


FIG. 4




FIG. 5

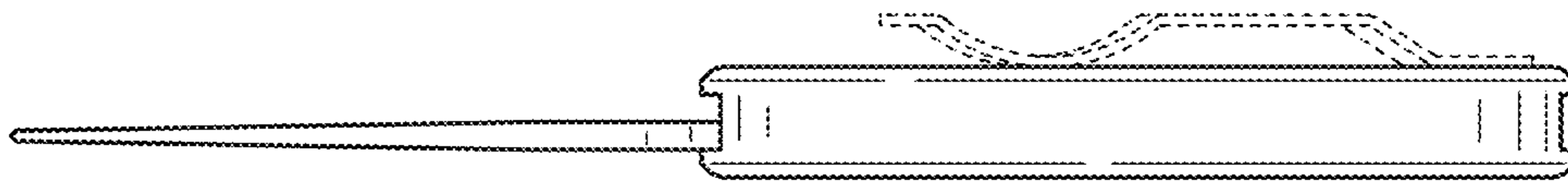


FIG. 6

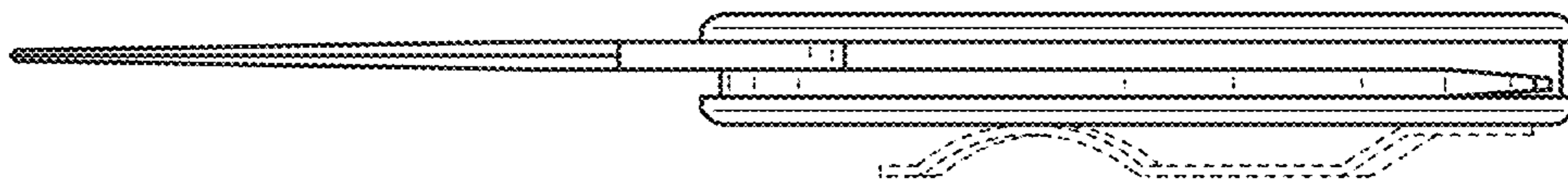


FIG. 7

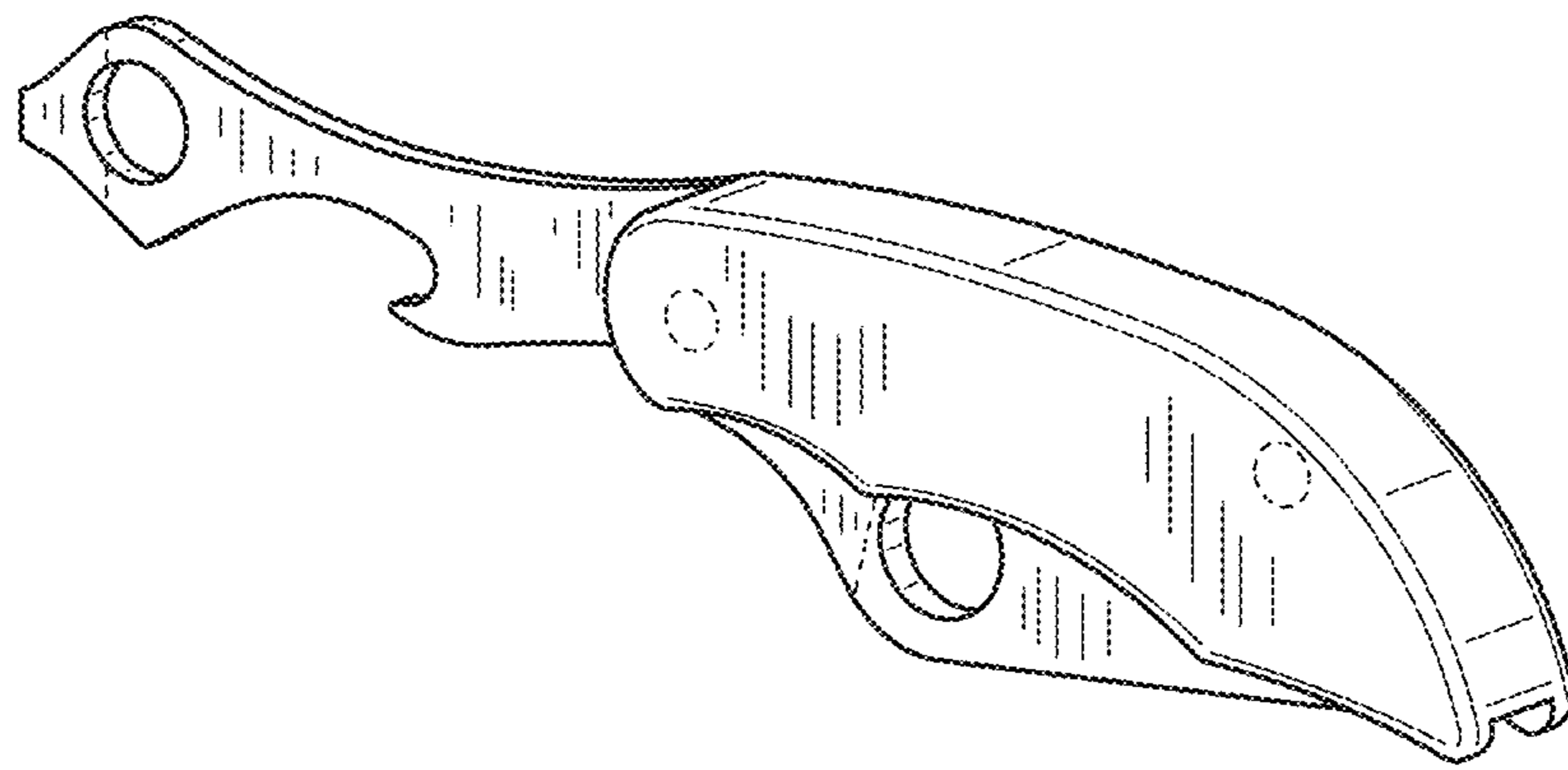


FIG.8

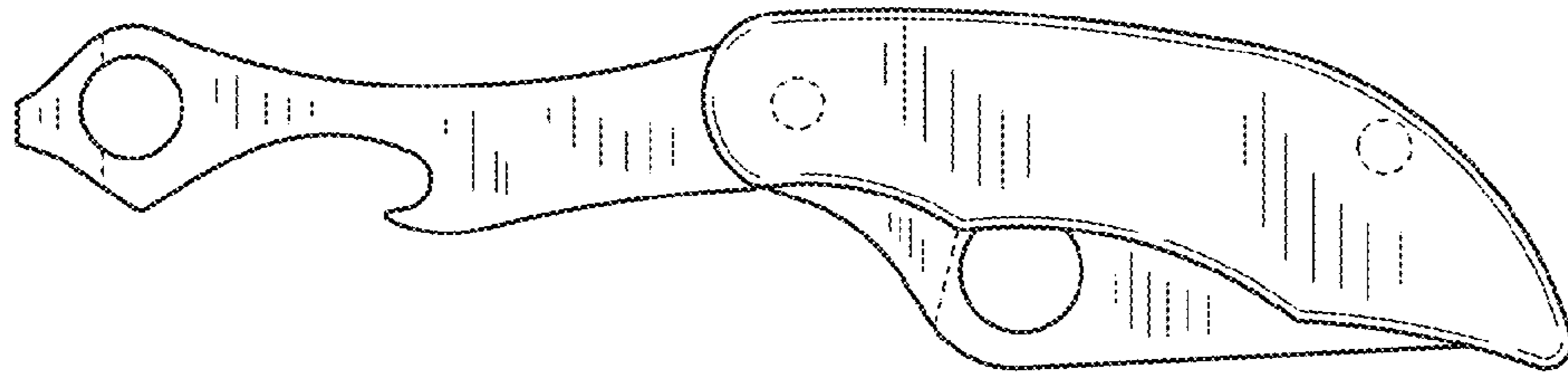


FIG. 9

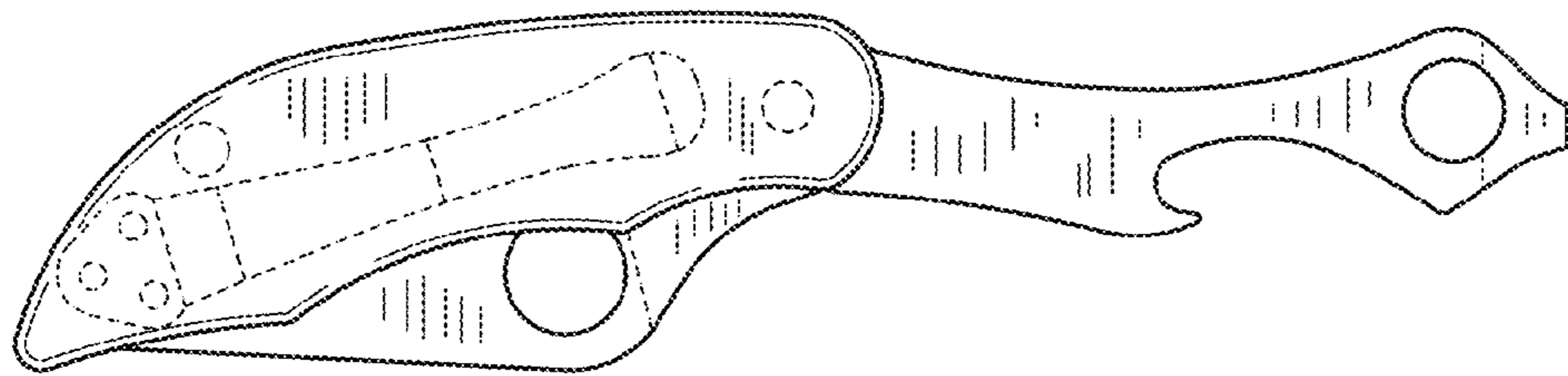


FIG. 10




FIG. 11

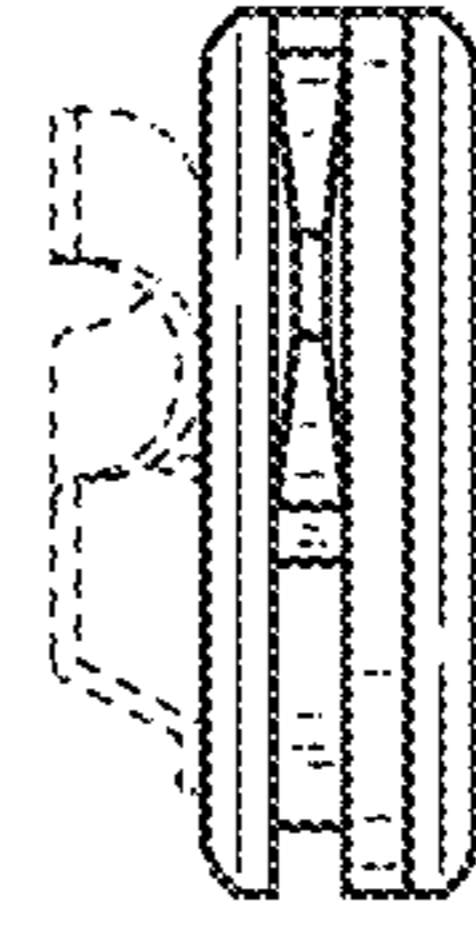


FIG. 12

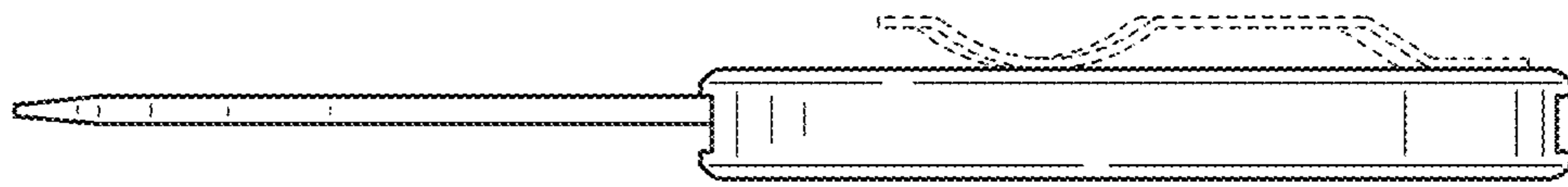


FIG. 13

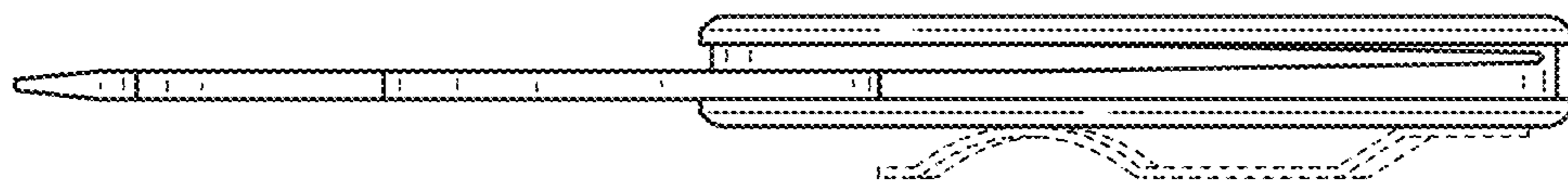


FIG. 14

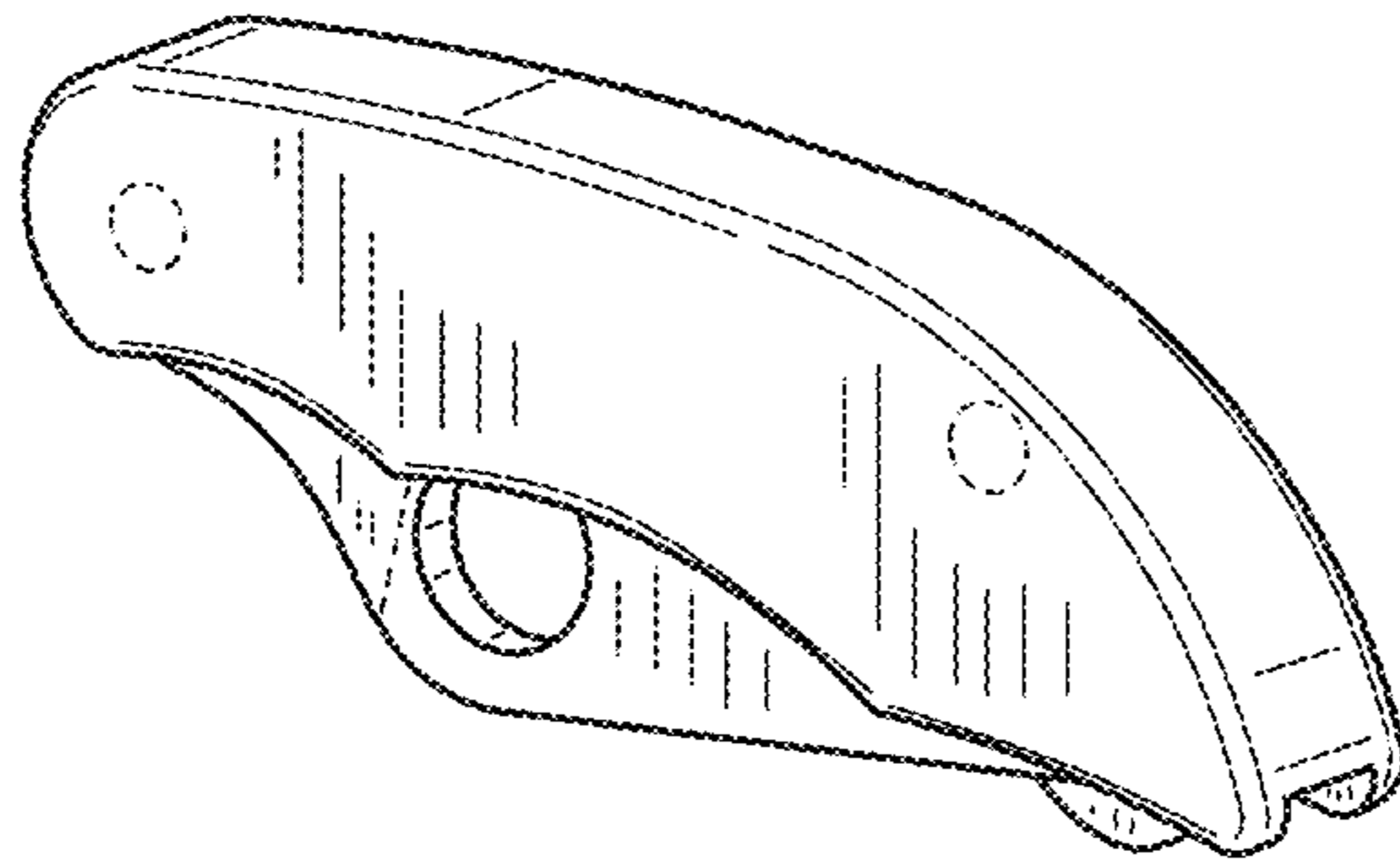


FIG.15

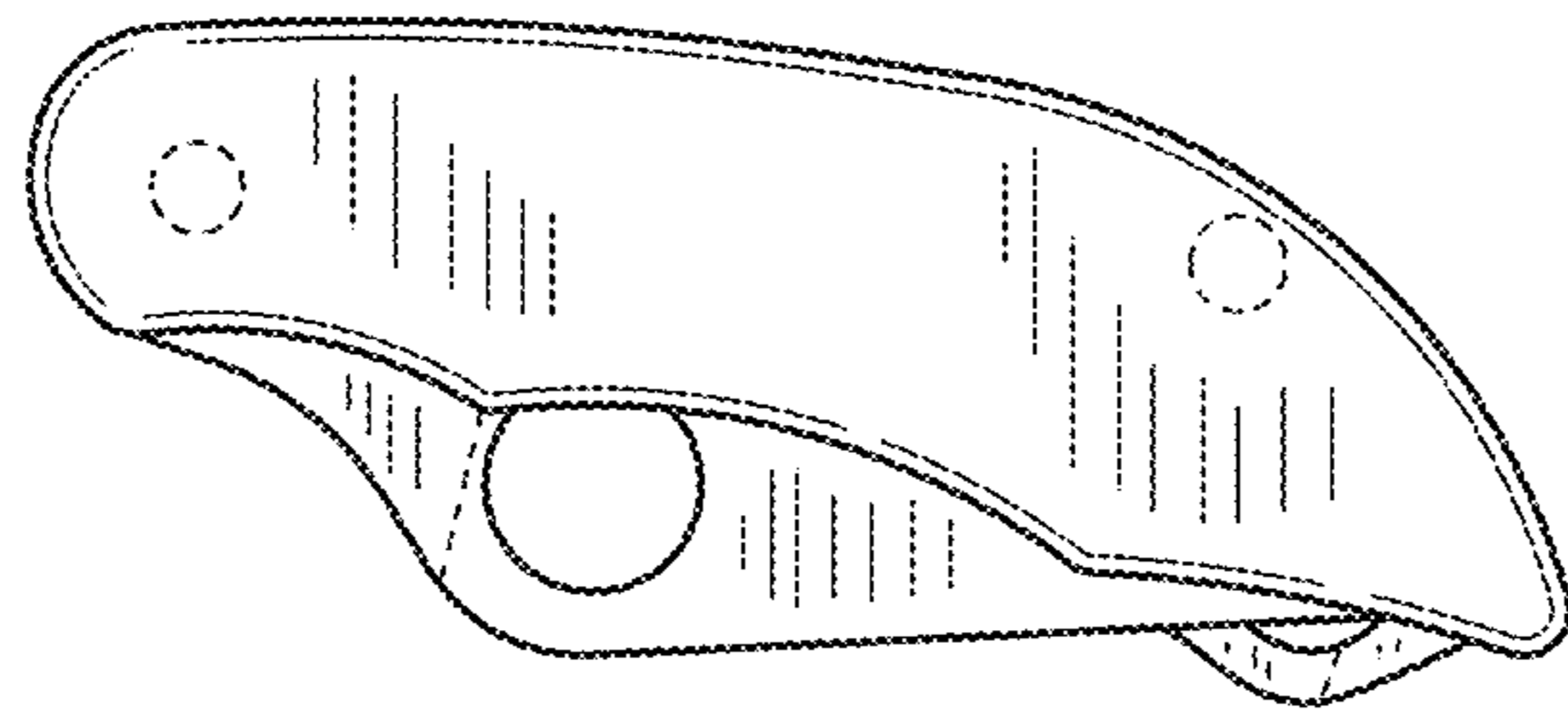


FIG. 16

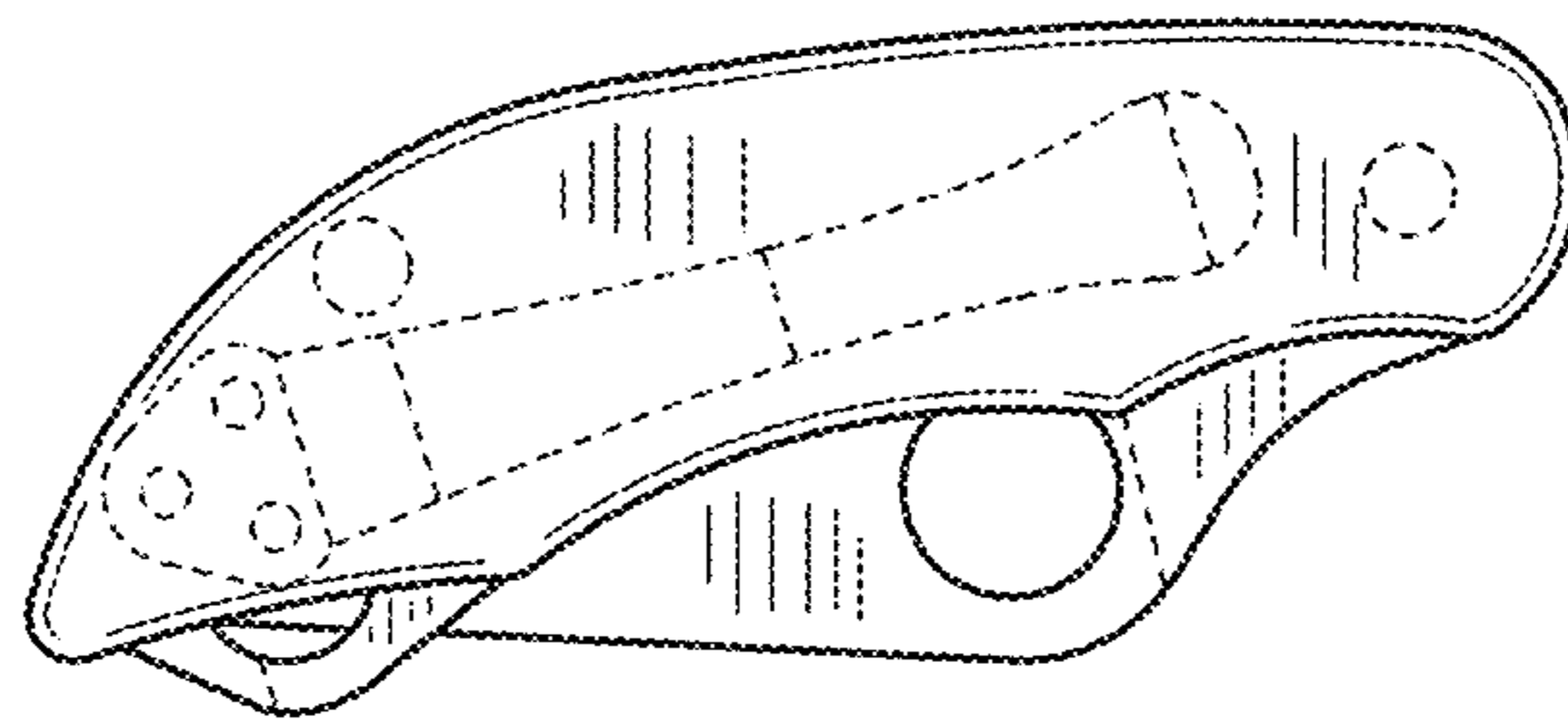


FIG. 17

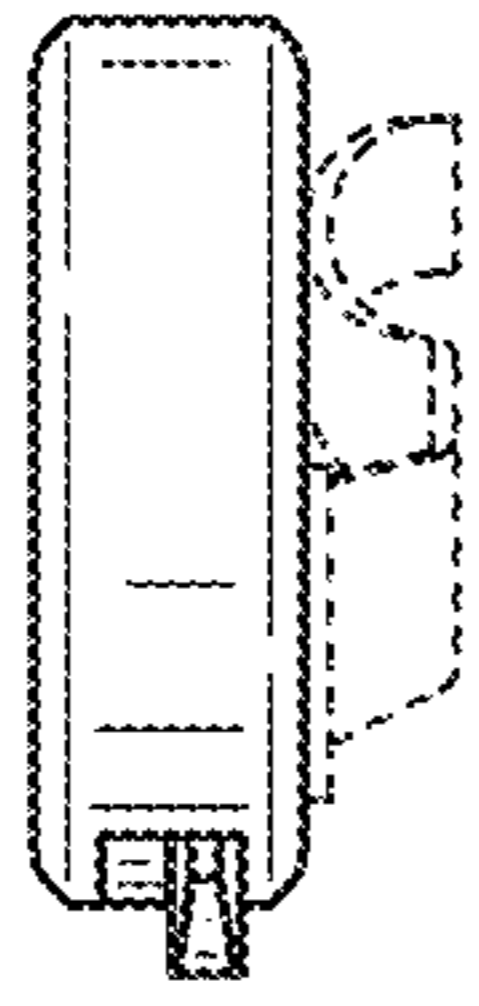


FIG. 18




FIG. 19




FIG. 20




FIG. 21