



US00D739658S

(12) **United States Design Patent**
Xi et al.

(10) **Patent No.:** **US D739,658 S**
(45) **Date of Patent:** **** Sep. 29, 2015**

(54) **TOOTHBRUSH**

(71) Applicant: **COLGATE-PALMOLIVE COMPANY**, New York, NY (US)

(72) Inventors: **Wen Jin Xi**, Shanghai (CN); **Ting Yan**, Yangzhou (CN); **Yan Mei Ji**, Yangzhou (CN)

(73) Assignee: **COLGATE-PALMOLIVE COMPANY**, New York, NY (US)

(**) Term: **14 Years**

(21) Appl. No.: **29/467,704**

(22) Filed: **Sep. 23, 2013**

(30) **Foreign Application Priority Data**

Mar. 28, 2013 (CN) 2013 3 0087025

(51) **LOC (10) Cl.** **04-02**

(52) **U.S. Cl.**
USPC **D4/108**

(58) **Field of Classification Search**
USPC D4/101, 104-112, 132, 134, 138;
15/110, 143.1, 167.1, 167.2, 188,
15/207.2; 132/308, 309, 311; 601/139,
601/141, 142; 606/161
CPC A46B 5/02; A46B 5/021; A46B 5/023;
A46B 5/025; A46B 5/026; A46B 3/00;
A46B 3/005; A46B 3/04; A46B 3/02; A46B
9/00; A46B 9/005; A46B 9/02; A46B 9/028;
A46B 9/04; A46B 9/045; A46B 15/0075;
A46B 15/0081; A46B 2200/00; A46B
2200/10; A46B 2200/1026; A46B 2200/1066;
A46B 2200/1073; A46B 2200/1086

See application file for complete search history.

(56) **References Cited**

U.S. PATENT DOCUMENTS

4,763,375 A 8/1988 Vieten
5,054,154 A 10/1991 Schiffer et al.
5,908,038 A 6/1999 Bennett
6,101,659 A 8/2000 Halm
6,234,798 B1 5/2001 Beals et al.
D446,021 S 8/2001 Jen
D451,679 S 12/2001 Ping
6,327,735 B1 12/2001 Kramer
D514,321 S 2/2006 Moskovich et al.

(Continued)

FOREIGN PATENT DOCUMENTS

CA 2004029 5/1990
CN 301413563 S * 12/2010

(Continued)

OTHER PUBLICATIONS

CN 3361084 Registered Design, (Sheng Dafang) Apr. 7, 2004, [online], [retrieved on Jun. 13, 2015] Retrieved from the Questel Intellectual Property Portal Design Database using the Internet: <URL: http://www.orbit.com>.*

Primary Examiner — Robin V. Webster
Assistant Examiner — Lavone D Tabor

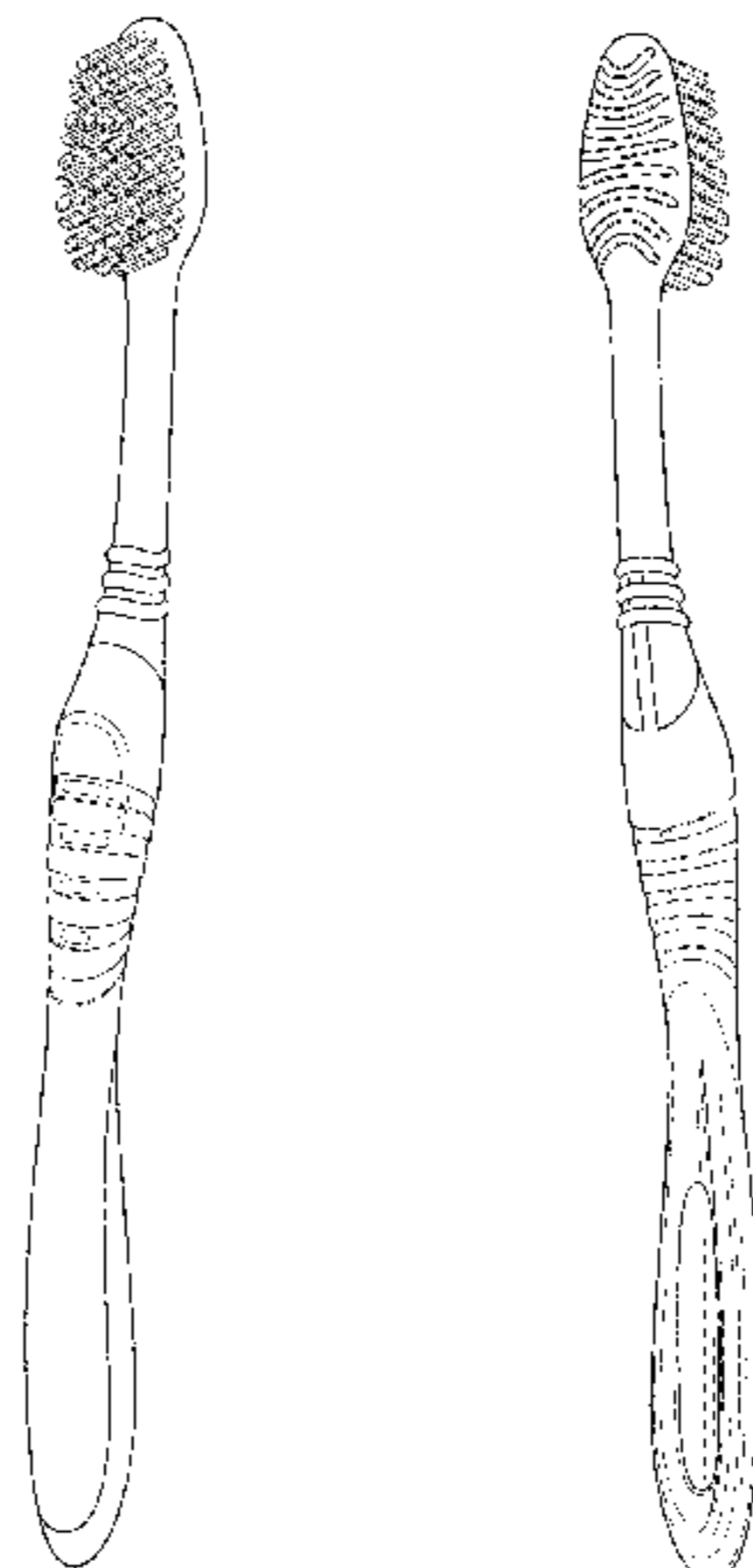
(57) **CLAIM**

The ornamental design for a toothbrush, as shown and described.

DESCRIPTION

FIG. 1 is a front-right side perspective view of a toothbrush according to a first embodiment of our design; FIG. 2 is a front-left side perspective view thereof; FIG. 3 is a rear-right side perspective view thereof; FIG. 4 is a rear-left side perspective view thereof; FIG. 5 is a front view thereof; FIG. 6 is a rear view thereof; FIG. 7 is a left-side view thereof; FIG. 8 is a right-side view thereof; FIG. 9 is a top view thereof; and, FIG. 10 is a bottom view thereof.

1 Claim, 5 Drawing Sheets



(56)

References Cited

FOREIGN PATENT DOCUMENTS

U.S. PATENT DOCUMENTS			EP	0 613 636	9/1994
D514,815	S	2/2006 Moskovich et al.	VN	7882	10/2004
D531,414	S *	11/2006 Wong D4/104	VN	8501	10/2005
7,334,286	B2	2/2008 Kayser	VN	8822	1/2006
D596,407	S	7/2009 Xi	VN	14413	7/2010
D596,465	S	7/2009 Faulkner et al.	VN	15144	2/2011
D628,389	S	12/2010 Ravindran et al.	VN	18172	8/2013
D643,219	S	8/2011 Xi et al.	WO	WO 97/24949	7/1997
8,060,972	B2	11/2011 Geiberger et al.	WO	WO 97/29663	8/1997
D672,149	S *	12/2012 Stebila et al. D4/108	WO	WO 02/078489	10/2002
8,435,433	B2 *	5/2013 Pennell et al. 264/250	WO	WO 2006/015196	2/2006
D691,376	S *	10/2013 Xi et al. D4/108	WO	WO 2006/110880	10/2006
2002/0138931	A1	10/2002 Davies	WO	WO 2006/125597	11/2006
2009/0217472	A1	9/2009 Mueller et al.	WO	WO 2011/075132	6/2011
2012/0036662	A1	2/2012 Kling et al.	WO	WO 2011/075133	6/2011

* cited by examiner

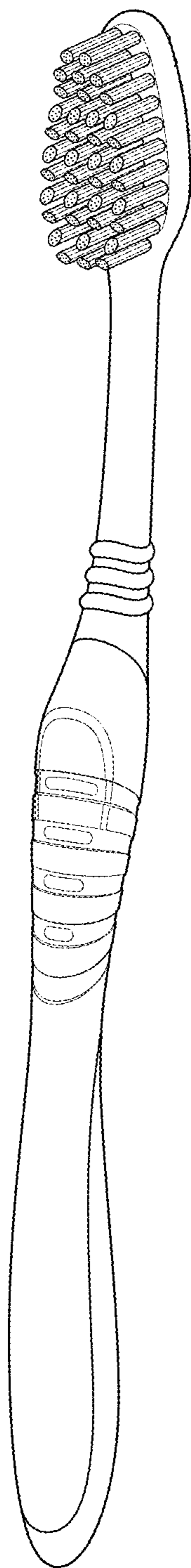


FIG. 1

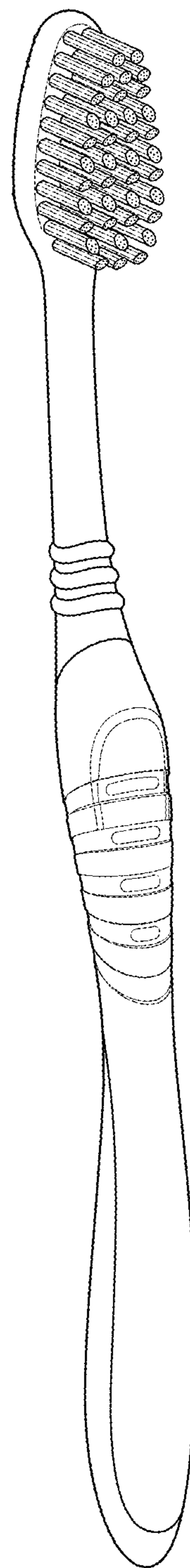


FIG. 2

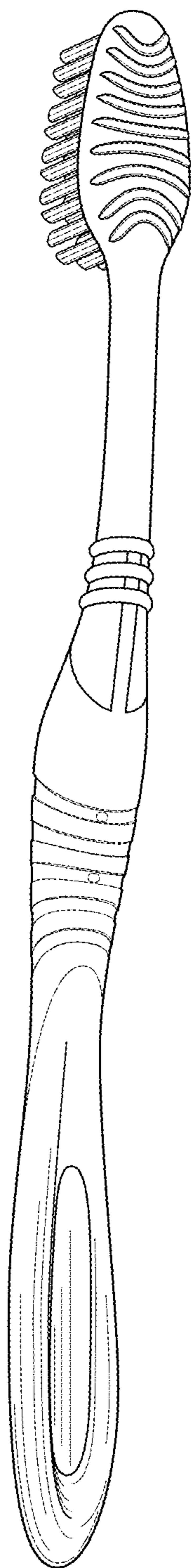


FIG. 3

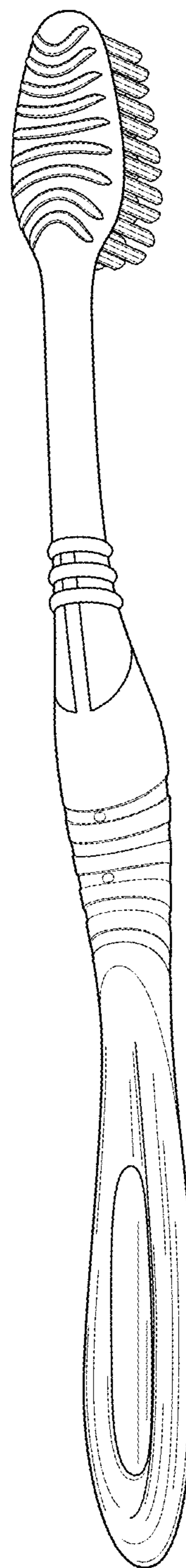


FIG. 4

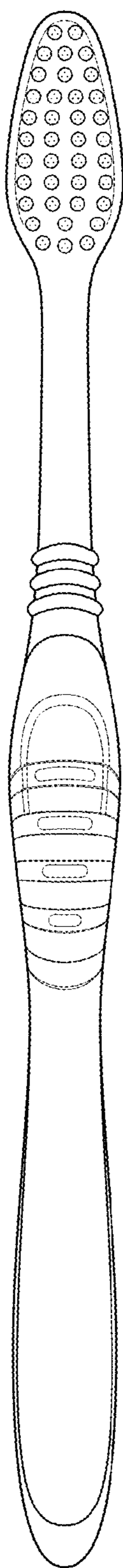


FIG. 5

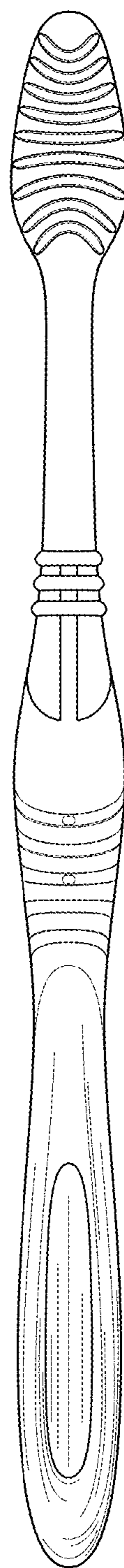


FIG. 6

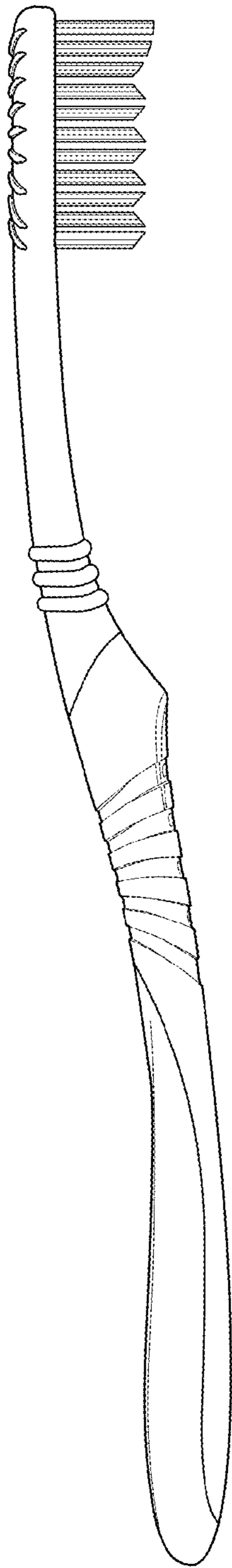


FIG. 7

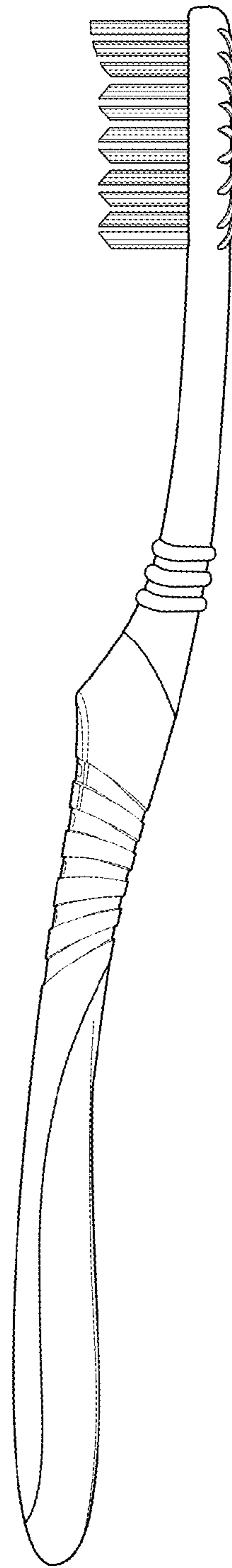


FIG. 8

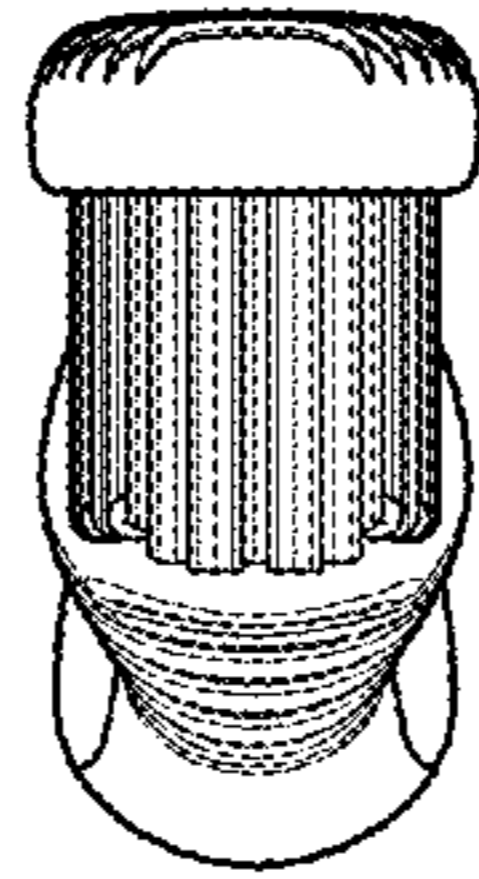


FIG. 9

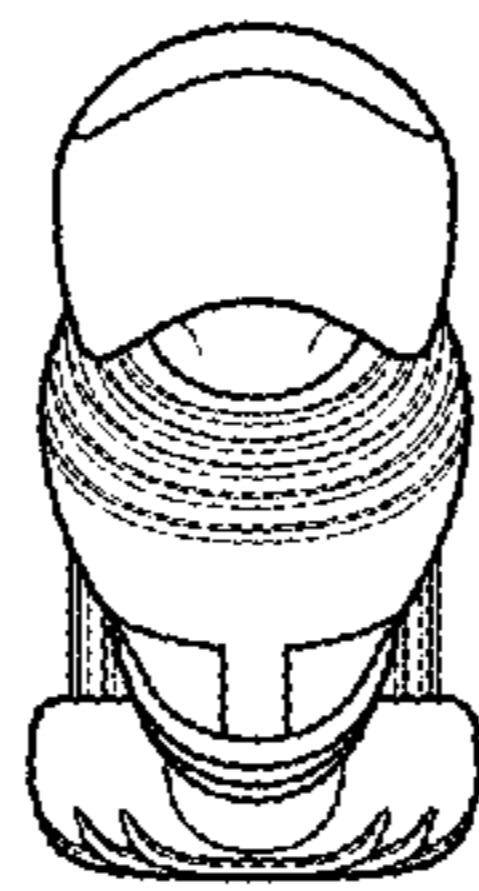


FIG. 10